



City of Austin Bond Election Program

April 6, 2006

Overview



- Review
- Bond Program
 - Facility Renovations

Bond Program



- Investing in our Infrastructure
 - Drainage – March 23rd
 - Transportation – March 23rd
 - Facility Renovations – April 6th
 - Investing in our Future
 - Park & Cultural Facilities – April 20th
 - Public Health & Safety Facilities – April 20th
 - Central Library – April 20th
 - Affordable Housing – April 27th
 - Parkland & Open Space Acquisition – April 27th
-

Bond Program



	Needs Assessment	BEAC Recommendation	Bond Program Recommendation
Investing In our Infrastructure			
Drainage	\$ 198.6 million	\$ 122.1 million	\$ 95.0 million
Transportation	\$ 185.0 million	\$ 98.9 million	\$ 103.1 million
Facility Renovations	\$ 130.4 million	\$ 64.0 million	
Subtotal	\$ 514.0 million	\$ 285.0 million	\$ 198.1 million
Investing In our Future			
Park & Cultural Facilities	\$ 0.0 million	\$ 27.2 million	
Public Health & Safety Facilities	\$ 73.4 million	\$ 52.8 million	
New Central Library	\$ 106.7 million	\$ 90.0 million	
Affordable Housing	\$ 25.0 million	\$ 67.5 million	
Parkland & Open Space Acquisition	\$ 50.0 million	\$ 92.3 million	
Subtotal	\$ 255.1 million	\$ 329.8 million	
TOTAL	\$ 769.1 million	\$ 614.8 million	\$500-\$530 million

Historical Investments



Previous Bond Elections

Bond Election	Total Amount	Amount for Renovation	Percent for Renovation
1992	\$170.6 million	\$25.7 million	15%
1998	\$386.5 million	\$9.3 million	2%

Facility Renovations



Parks & Recreation Department *"Investing in our Infrastructure"*

**Warren Struss,
Director**



**World Class
Park System**

April 6, 2006

Facts about your Park System



- There are 167 building totaling over 1.2 million square feet of physical property in the system which include:
 - 26 Recreational Facilities
(senior centers, museums, recreational & cultural centers)
 - 48 Community & Neighborhood Pools
 - Over 117 linear miles of trails
 - 155 Playscapes and 181 Playcourts



Facility Renovations



■ Three critical areas of Renovations are:

□ Major Recreational Facilities

- Senior Centers
- Recreation Centers
- Cultural Facilities

□ Pools

□ Park Infrastructure

- Trails
- Playscapes
- Outdoor play courts



Prioritization Criteria




- **High priority is placed on addressing those critical renovations that deal with :**
 - **Health & Safety**
 - Fire exits and suppression
(sprinkler systems, lighted fire exits and fire alarm systems)
 - **Federal, State and Local Regulations**
 - Texas Department of Health (food preparation areas)
 - Texas Commission on Environmental Quality (pool back-wash & circulation)
 - ADA (buildings, pools, trails and playscapes)
 - Building codes
 - Consumer Product Safety Commission (CPSC) standards
 - **Facility Conditions**
 - **Geographical Equity**

Major Recreational Facilities




- PARD is faced with aging buildings & facilities that require major renovations
 - The life expectancy for commercial roofs is **15 years**
 - Life expectancy for commercial HVAC systems is **15 years**



Major Recreational Facilities



- **There are 21 “Major Recreational Facilities” recommended in the bond package for renovation**
- **Age of the facilities:**
 - 1 built in 1940’s
 - 1 built in 1960’s
 - 9 built in 1970’s
 - 8 built in 1980’s
 - 1 built in 1990’s



Major Recreational Facilities



April 6, 2006

Recommendation



- \$25.0 million for buildings and facilities
 - Roofs replacements
 - HVAC replacements
 - ADA improvements
 - Electrical improvements
 - Facility improvements



Pools

- ❑ 2 Waterfronts pools
- ❑ 13 Wading pools
- ❑ 33 Municipal & Neighborhood Pools
 - 1 built in 1920's
 - 8 built in 1930's
 - 1 built in 1940's
 - 6 built in 1950's
 - 4 built in 1960's
 - 6 built in 1970's
 - 5 built in 1980's
 - 2 built in 1990's




STRUCTURE DAMAGED

Pools



Life expectancy without major renovation is 30 years.



Failing pool surface

Pools



80% of pool infrastructure has surpassed its life expectancy based on a comprehensive engineering analysis.



POOL LEAKS

Recommendation



- \$20.0 million for pool renovations
 - Shell replacements
 - Circulation & backwash systems
 - Electrical improvements
 - ADA improvements

Park Infrastructure



- **Trails, playscapes & playcourts**

- 117 linear miles of trails
- 155 Playscapes
- 181 Sportcourts



Park Infrastructure-Trails





■ Trails

- PARD's Master Plan and a county-wide recreation survey lists trail-related activities as the number one (1) recreational pastime in the Austin Area



Park Infrastructure-Trails




April 6, 2006.

Park Infrastructure-Playscapes



- PARD currently has 155 playscapes
 - Design, safety, and accessibility standards



Park Infrastructure-Playscapes



Consumer Product Safety Commission (CPSC) and ADA requirements

- CPSC develops playground safety standards for public entities
 - Playground equipment and its surfaces must meet rigid safety standards
 - ADA regulations must be met in and around all public playgrounds
 - Rubberized safety surface (RSS) meets both CPSC and ADA requirements

Park Infrastructure-Playscapes



This surface failed to meet ADA and CPSC requirements.

PARD is approaching the end of the useful life of many of our playscapes and requires funding to continue to meet CPSC standards.



Example of failed rubber safety surface which had to be replaced.

Recommendation



- \$10.0 million for infrastructure renovations
 - Trail renovations
 - Playscape renovations
 - Playcourt renovations

Parks Renovations



	Recommendation
Buildings & Facilities	\$ 25.0 million
Pools	\$ 20.0 million
Infrastructure	\$ 10.0 million
Renovations Total	\$ 55.0 million



Questions / Comments

Bond Program



	Needs Assessment	BEAC Recommendation	Bond Program Recommendation
Investing in our Infrastructure			
Drainage	\$ 198.6 million	\$ 122.1 million	\$ 95.0 million
Transportation	\$ 185.0 million	\$ 98.9 million	\$ 103.1 million
Facility Renovations	\$ 130.4 million	\$ 64.0 million	\$ 55.0 million
Subtotal	\$ 514.0 million	\$ 285.0 million	\$ 253.1 million
Investing in our Future			
Park & Cultural Facilities	\$ 0.0 million	\$ 27.2 million	
Public Health & Safety Facilities	\$ 73.4 million	\$ 52.8 million	
New Central Library	\$ 106.7 million	\$ 90.0 million	
Affordable Housing	\$ 25.0 million	\$ 67.5 million	
Parkland & Open Space Acquisition	\$ 50.0 million	\$ 92.3 million	
Subtotal	\$ 255.1 million	\$ 329.8 million	
TOTAL	\$ 769.1 million	\$ 614.8 million	\$500-\$530 million



Next Steps

- April 20th
 - New Facilities & Central Library