



**TO:** Mayor and Council Members

**Cc:** Marc A. Ott, City Manager

**FROM:** Robert Goode, P.E., Assistant City Manager

**DATE:** June 13, 2016

**SUBJECT: General Obligation (GO) Bond Implementation and Oversight**

---

Over the past several years, Council and the City Manager have implemented several mechanisms to ensure that the projects and programs the voters authorize are completed as expected. One of the central actions taken by the City Manager to ensure effective bond program oversight was to create the Capital Planning Office (CPO). The CPO has developed a number of processes and reporting mechanisms to plan, implement, and report progress on bond programs.

The Capital Planning Office uses Project Management Institute (PMI) standards and best practices for program management strategies and tools as it provides program-level management, oversight, and reporting for the City's GO bond programs. The Capital Planning Office also works closely with City sponsor departments that have primary responsibility for bond projects outcomes and with the Public Works Department who is responsible for capital projects management and delivery.

CPO produces **the Long-Range CIP Strategic Plan (LRCSP)** which publicly identifies planned, unfunded capital improvements for all infrastructure types over the next 10 years or more. The recently completed FY 2016-17 LRCSP, sent to Council on June 2<sup>nd</sup>, also includes a great deal of analysis and strategies on how the City's CIP can implement the strategic plans and initiatives approved by Council. However, it also plans for a balance between strategic initiatives and the **City's capital renewal needs**, which must be addressed to ensure that existing infrastructure continues operating and providing the services the public expects. The importance of that balance was reinforced in the recommendation letter from the Planning Commission at the front of the document. The Planning Commission recommended focusing resources on strategic infrastructure initiatives in the City's major corridors, but also recommended that the City keep dedicating funds to capital renewal to rehabilitate infrastructure already in place. Typically, bond packages include a mix of capital renewal improvements as well as more strategic improvements aimed at achieving Council and community priorities. The Long-Range CIP Strategic Plan can be found on the Capital Planning Office website:

<http://www.austintexas.gov/strategicplan>

In implementing GO bond programs, city staff is guided by the directives of the City Council. Once Council develops a list of projects and programs for a bond package, and voters approve that package, city staff uses that list to guide all of our implementation planning.

As implementation progresses, CPO works with the Financial Services Department to produce public reports on bond program progress.

These internal systems, along with citizen oversight of implementation through the Bond Oversight Commission and Council oversight and approvals before and after bond packages are approved by voters, provides a complete system that focuses on bond implementation that reflects voter intent.

## **I. Oversight and Monitoring Roles**

The City's GO bond programs are overseen and monitored both externally and internally, with the overarching goal of ensuring that bond programs are carried out in accordance with voter expectations.

The **City Council** is involved at all stages of a bond program, from policy direction for bond development and elections to ongoing oversight at various points during bond program implementation. The Council ensures that bond programs are implemented as the voters intended by:

- Approving a set of guiding principles or criteria at the beginning of the bond development processes to establish a strategic direction and prioritization for development of each bond package. (The Guiding Principles adopted by Council for the 2012 bond development process are included in **Appendix A**)
- Appointing the Bond Oversight Commission, which provides public oversight of the City's General Obligation Bond Programs
- Approving annual bond appropriations and sales as part of the annual Capital Budget
- Approving solicitations and delivery methods for individual projects
- Approving contract negotiation and execution for professional services and construction of bond projects
- Approving annual funding for operations and maintenance of bond-funded projects once infrastructure is operational

The **Bond Oversight Commission (BOC)** is a Council-appointed body that is charged with oversight and monitoring of implementation for voter-approved bond programs. City staff provides the BOC periodic reports and briefings on the progress of bond projects and receives questions and input from the BOC in this regard. In addition, the BOC is responsible for reviewing and recommending to Council the City's proposed bond sales schedule, which Council approves as part of the City's Capital Budget. A copy of the FY 2015 letter is in **Appendix B**. Sample reports and briefings that have been provided to the BOC for prior bond programs are attached as **Appendices C and D**.

The public can also obtain information on all active GO bond programs through a variety of sources:

- The Capital Planning Office produces **quarterly bond program reports** that provide information on the progress the City is making in implementing all bond programs.
- Bond program information is readily available to the public through **the City's Open Data Portal**, as well as through **CIVIC**, the Capital Improvements Visualization, Information and Communication system.
- The Budget Office produces the **Five-Year CIP Plan**, which describes the City's projected major capital improvements over the next five years based on planned revenues, appropriations and spending. The Five-Year CIP Plan functions as a financial planning and budgeting tool that guides the annual development of the City's Capital Budget.
  - The current 5-year Capital Improvements Program can be found at the link listed below. Note that the Austin Transportation Department Program is highlighted on page 85 with

project/program listings beginning on page 91. You can see that projects/programs are detailed in this report every year for Council consideration and ultimate adoption. The 5-Year CIP Plan can be found here:

[https://assets.austintexas.gov/budget/15-16/downloads/fy\\_16\\_5\\_year\\_cip\\_plan\\_final.pdf](https://assets.austintexas.gov/budget/15-16/downloads/fy_16_5_year_cip_plan_final.pdf)

City staff at all levels of the organization is involved in managing, monitoring, and reporting on GO bond programs.

The **City Manager's Office** sets expectations and provides direction to staff on bond program implementation, and provides senior executive-level oversight.

The **Capital Planning Office** manages and oversees voter-approved GO Bond Programs by providing a structure for coordination, change management, and performance reporting to internal and external stakeholders.

The **Budget Office** provides financial and cash flow management for bond programs and associated projects and provides Council a bond appropriation and sale schedule for its consideration as part of the annual Capital Budget.

The **Public Works Department** serves as the primary project manager for bond projects, and through effective project management is responsible for ensuring that bond program projects are completed within scope, schedule, and budget to meet voter expectations.

**Sponsor Departments** play an important role in bond oversight by providing information on any technical requirements a project has to meet, participating in defining the project scope of work, and ensuring that adequate project funding is available.

## **II. Bond Implementation Planning**

Once GO bonds are approved and as implementation gets underway, city staff engages in rigorous planning and coordination to ensure that the bond program is completed according to voter expectations. Implementation planning not only deals with issues of scope, scheduling, and budgeting, but it also establishes mechanisms for more effective bond program implementation, monitoring, management and decision making throughout the program.

Implementation planning involves the following tasks:

- Determining appropriate staffing/resource requirements and allocations.
- Further project/program development by refining project and program phasing as well as scope, schedule, and budget at the project and program levels.
- Determining project priority and sequencing based on assessment of implementation factors.
- Identifying and pursuing opportunities for coordination both internally and with external partner agencies for efficiency in implementation and leveraging funding opportunities amongst entities. Even though the City might be implementing a mobility bond, it is also important to consider and plan for other types of infrastructure improvements that may need to occur at the same time, particularly drainage and water utility projects that might need to be completed either before or during roadway improvements for a major corridor.

- Identify opportunities to leverage the City's capital investment through public-private partnerships, other funding sources such as grants, or private developer contributions paying for certain infrastructure improvements.
- Develop a financial and cash flow management plan so that adequate funding is available in a timely manner as bond programs are implemented.
- Determining how bond projects and programs conform to existing City plans and initiatives, such as Imagine Austin Comprehensive Plan, small area and neighborhood plans, corridor studies, and any policies approved by the City Council. CPO and department staff also determine how implementing a new bond program fits in with the City's Long-Range CIP Strategic Plan, and determine if there are opportunities to move forward projects and programs identified in that plan.
- Establishing goals and metrics to measure whether the City is delivering bond programs to meet voter expectations. Staff measures whether we are meeting project and program scope (bond package approved by Council and authorized by voters), schedule, and budget expectations, whether we are implementing effective partnerships or otherwise leveraging bond funds to maximize the City's capital investment, and whether we are communicating effectively and reporting on progress of the bond program.
- Establishing a procurement plan and schedule with the Capital Contracting Office that will complete each bond project in the most efficient and cost-effective manner possible. This can include use of traditional procurement methods, use of rotation lists, or alternative methods such as Design-Build or Construction Manager At-Risk.
- Planning for other elements that a project might require, such as real estate transactions and incorporating Art in Public Places into bond projects.
- Planning for data management that uses static and dynamic data to communicate and report on bond program implementation status to internal and external stakeholders.

All of these planning elements allow the City to prepare for project implementation and monitoring the progress of bond programs. They are also developed with the realities of CIP implementation in mind: changes in the economy can affect project costs; roadblocks in coordination of projects or development of partnerships with other entities can slow down project schedules; weather conditions can delay construction; real estate costs can soar, increasing the expected price of land acquisition. These are just a few of the external factors that affect successful completion of bond programs. Implementation planning takes these factors into account as much as possible, and allows us to determine ways to mitigate the impacts.

### **III. Bond Implementation, Monitoring, and Oversight**

Bond program implementation, monitoring, and reporting can begin once implementation planning is complete and initial bond funding is provided through action by Council. As implementation progresses, the Capital Planning Office works with all departments involved to make sure that projects and programs included in the bond package by Council and approved by the voters stays on track to be completed as expected. However, sometimes the complexities of implementing a bond program are affected by external realities of completing projects. CPO has developed a program-level change management process for major program-level changes that affect the outcomes and expectations of bond program implementation.

Bond program planning, program implementation, and monitoring and oversight follows this general schedule:

- Bond Program Planning (3 to 5 months following bond program voter approval)
- Mid-Year Budget Amendment (March to May following bond program voter approval)

- Bond Implementation, Monitoring, and Oversight (Typically beginning during the summer following bond program passage and continuing through the life of the bond program)

#### **IV. Example of Bond Program Implementation Process: 2012 Bond Program**

An overview of the 2012 bond development and its connection to bond implementation is included in **Appendix E**. A list of projects and programs put together by the Council in 2012 that was the basis for bond program implementation is in **Appendix F**.

xc: Assistant City Managers  
 Elaine Hart, Chief Financial Officer  
 Greg Canally, Deputy Chief Financial Officer  
 Ed Van Eenoo, Deputy Chief Financial Officer  
 Mike Trimble, Capital Planning Officer  
 Rob Spillar, Director, Austin Transportation Department  
 Robert Hinojosa, Interim Director, Public Works Department

#### **Appendices:**

Appendix A: The Guiding Principles adopted by Council for the 2012 bond development process

Appendix B: Recommendation Number: (20150617-004A): Proposed Bond Appropriation / Sale Schedule for the 2006, 2010, 2012, and 2013 Bond Programs.

Appendix C: Example Bond Programs Report

Appendix D: Example of past presentation to the Bond Oversight Committee

Appendix E: 2012 Bond Case Study

Appendix F: Summary of August 17, 2012 Council Discussion



## RECOMMENDED BOND DEVELOPMENT GUIDING PRINCIPLES AND PROCESS

**DRAFT for Dec. 8, 2011, City Council Meeting**

### OVERVIEW

#### *A Vision for Austin's Future*

*As it approaches its 200th anniversary, Austin is a beacon of sustainability, social equity and economic opportunity; where diversity and creativity are celebrated; where community needs and values are recognized; where leadership comes from its citizens and where the necessities of life are affordable and accessible to all.*

*Austin's greatest asset is its people: passionate about our city, committed to its improvement, and determined to see this vision become a reality.*

Draft Imagine Austin Comprehensive Plan  
Preamble to the Vision Statement

Thousands of Austinites have participated in the Imagine Austin comprehensive planning process and shared their ideas on how Austin should grow and develop over the next three decades. The draft Imagine Austin Plan is the culmination of two years of community input, reflecting our city's commitment to preserving the best of Austin and changing those things that need to be changed.

The final plan, expected to go before City Council in 2012, will provide a framework for City leaders' decisions and set the direction for how the City of Austin operates.

### Imagine Austin Vision

The following are the key tenets outlined in the Imagine Austin Vision Statement:

- A Vision for Austin's Future
- Austin is Livable
- Austin is Natural and Sustainable
- Austin is Mobile and Interconnected
- Austin is Prosperous
- Austin Values and Respects its People
- Austin is Creative
- Austin is Educated

(Read full Imagine Austin Vision Statement at [www.imagineaustin.net/intro](http://www.imagineaustin.net/intro) )




## Imagine Austin – Priority Programs

Austinites, through the Imagine Austin process, have identified eight priority programs that reflect the vision statement and core principles for the plan and are intended to shape Austin's future. In summary, the draft priority programs include:

- An update of City rules for land uses
- Improved transportation options for cars, transit, bikes and walking
- A network of parks, trails, waterways and natural areas
- Manage long-term water resources
- Grow and invest in Austin's creative economy
- Affordable housing throughout Austin
- Education and talented workforce
- Create a "healthy" Austin program

On October 6, 2011, the Austin City Council established a Bond Election Advisory Task Force to "identify and prioritize bond funding for projects that will advance the vision identified by the Imagine Austin planning process... within the scope of a needs assessment and funding priorities to be recommended by City staff" (Resolution #20111006-057).

The Bond Election Advisory Task Force, City staff, and the community will work together over the next several months to develop recommendations for City Council to consider in presenting a bond proposal to the voters in the next Bond Election.





## GUIDING PRINCIPLES

The following guiding principles are intended to articulate overarching goals for development of the Bond proposal. They are drawn from the community vision and values expressed in the Imagine Austin planning process and best practices in capital improvement planning. These principles will be used to inform, evaluate and develop the Bond proposal. The guiding principles and associated criteria will provide a framework for balancing priorities and guiding Bond-related decision-making towards projects and programs that will have the greatest positive impact for, and at the most economical cost to, the city.

### I. Provide for adequate infrastructure and facilities to maintain City services

The City provides public facilities and services used and enjoyed by Austinites on a daily basis, such as parks and libraries, public safety, and transportation infrastructure. Throughout the Imagine Austin planning process, the community consistently identified the importance of continuing to provide these public resources.

The City should make investments in maintaining and repairing existing assets as well as providing new facilities and infrastructure needed to maintain existing levels of service to a growing population.

*Criteria for evaluating potential projects:*

#### Near-Term Projects (Level 1)

- Required by state or federal law, legal judgment, court order, or regulatory mandate
- Remedies or prevents a serious hazard that threatens public health, safety, or security
- Infrastructure failure occurring or high possibility of failure in the immediate future
- Project deferral will lead to significant degradation of infrastructure that substantially compromises delivery of services

#### Departmental/City Service Priorities (Level 2)

- Directly implements an adopted departmental service plan or policy
- Accomplishes or makes significant progress toward achieving department business goals and priorities
- Directly addresses Horizon Issues identified in a department's Business Plan
- Produces a tangible improvement to service delivery and/or access to service






## II. Support new investments reflecting the values and priorities of the City as identified in the Imagine Austin Comprehensive Plan and related plans

The Imagine Austin Comprehensive Plan and related small area plans such as neighborhood plans, corridor plans, and other area master plans make specific recommendations to address existing challenges and work toward a community vision for the future. Our city investments should also support those new initiatives.

*Criteria for evaluating potential projects:*

- Contributes directly to advancing priority programs established in the draft Imagine Austin Comprehensive Plan
  - Change Austin's development regulations and processes to promote a compact and connected city
  - Invest in transportation and other improvements to create a compact and connected Austin
  - Create a green infrastructure program to protect environmentally sensitive areas and integrate nature into the city
  - Create a program to sustainably manage our water resources
  - Grow and invest in Austin's creative economy
  - Develop and maintain affordable housing throughout Austin
  - Continue to grow Austin's economy by investing in our workforce and education system
  - Create a Healthy Austin program
- Takes into account Imagine Austin related plans and priorities
  - Advances a priority project established in related neighborhood plans and other small area plans adopted by Austin City Council
  - Furthers a specific Council directive or resolution
  - Advances a specific strategy or project identified in a regional planning effort in which the City of Austin participates (e.g. CAMPO, CAPCOG, Capital Metro)




### III. Make investments in new mobility capacity, including an initial segment for an urban rail system

Austinites have identified transportation mobility as a priority and challenge to be addressed as our city grows and changes. Through Imagine Austin, the Austin Strategic Mobility Plan, the CAMPO regional transportation plan and other city and regional planning processes, the community has consistently said that we need a variety of options to address our mobility challenges. These solutions include improvements for all transportation modes: walking, biking, transit and driving.

Austin should continue investing in new regional mobility capacity for all modes of transportation, including a first investment in Urban Rail.

- Supports identified strategic mobility and multi-modal transportation priorities
- Takes into account priorities as outlined in:
  - Draft Imagine Austin Comprehensive Plan
  - Austin Strategic Mobility Plan
  - Envision Central Texas
  - CAMPO 2035 Plan
- Addresses economic vitality and sustainability priorities



## IV. Promote a sustainable community and high quality of life

The Austin City Council established sustainability as the central policy direction of the Imagine Austin Comprehensive Plan. Sustainability is best understood as considering not only today's needs, but also whether we are meeting them in ways that conserve resources and promote quality of life for future generations.

The sustainability's "triple bottom line" should be considered when making City investments: the economy, the environment, and society and equity.

*Criteria for evaluating potential projects:*

### Economy

- Facilitates private investments or other activities that produce jobs, attract new companies, or retain and grow local businesses
- Integrates or leverages investments in local innovation and emerging technology
- Addresses more than one service delivery need within a department or across multiple departments' business needs

### Environment

- Demonstrates an innovative approach to more sustainable, environmentally-friendly business practices and service delivery. Exceeds minimum sustainability performance goals
- Directly advances a specific measure identified in the Austin Climate Protection Plan for greenhouse gas reduction and mitigation, climate adaptation, reduced water or energy demand, alternative energy or transportation.
- Makes critical assets or services more resilient so they can adapt to and recover from disruptive events. Examples include use of natural systems such as green infrastructure, decentralized or renewable strategies.

### Society and Equity

- Provides infrastructure or services to a geographic area or population that has been historically underserved. Results in more equitable distribution of resources and environmental effects on community health and well-being
- Contributes directly to the preservation or vitality of cultural and historic assets, sense of place, and/or neighborhood character
- Contributes directly to appropriate mix of uses, walk-ability, complete neighborhoods, proximity to goods, services, housing, transit, and employment





## V. Identify projects that are cost-effective, leverage other funding sources and maximize the benefit of capital investment

The City will seek to provide City of Austin taxpayers with investments that are cost-effective and that provide substantial benefit to the community.

*Criteria for evaluating potential projects:*

- Decreases future operating and maintenance costs
- Results in avoidance of future operating costs
- Leverages external (public or private) funds from other sources, reducing the City's financial commitment
- Provides for increase in City revenues or prevents anticipated loss of City revenues
- Prevents future additional capital costs



## VI. Consider the balance of priorities in proposed bond package

Each of the above guidelines and associated criteria is important for guiding selection of potential projects for inclusion in the Bond. In developing a final bond proposal it will also be important to evaluate the collection of potential projects and programs together to ensure a balanced proposal of investments for the community.

*Considerations for evaluating the bond package:*

- City bond capacity and impact on City of Austin taxpayers
- Existing services vs. new investment priorities
- Geographic distribution of investments
- Sufficient funding for recommended projects
- Impact on future City operating and capital budgets
- Anticipated long-term benefit of projects for the community

# BOND DEVELOPMENT PROCESS

## OVERVIEW

Opportunities will be available throughout the Bond development process for the Bond Election Advisory Task Force and the community to review and provide input on how the guiding principles are applied and how projects and programs are selected for consideration in developing a future bond proposal.

The City Council has established a citizen Bond Election Advisory Task Force to work within the scope of a capital needs assessment, the financial impact on the City's bond capacity and funding priorities to provide recommendations for balancing capital improvement priorities. The Task Force will consider initial recommendations provided by City Staff and input from the community to make their recommendations for Council and staff consideration.

Below is an outline of the process for bond package development:

### Council Approval of Guiding Principles

The guiding principles and associated criteria will provide the framework for reviewing and prioritizing projects and programs for inclusion in a Bond proposal to advance the vision of Imagine Austin.

*Estimated timeline: December 2011*

### Capital Needs Assessment and Bond Capacity presentations to Council

City Staff will provide an assessment of the city's current and anticipated capital improvement needs ("needs assessment") and the City's bond capacity (how much money the city is able to borrow based on the ad valorem tax rate of the City).

*Estimated timeline: December 2011*

### Initial Staff Prioritization of Needs Assessment Projects

Once approved by Council, staff will apply the guiding principles and funding criteria to develop a "prioritized needs assessment" that identifies the initial staff-recommended ranking of projects and programs.

*Estimated timeline: December – February 2012*

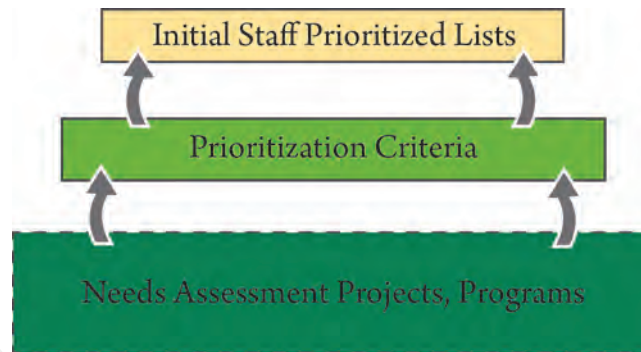
## CHARGE OF THE BOND ELECTION ADVISORY TASK FORCE

On October 6, 2011, City Council established the Bond Election Advisory Task Force. As outlined in Resolution #20111006-057, the Task Force will:

- Develop recommendations for projects for potential bond funding that will advance the vision of Imagine Austin
- Work within the scope of a needs assessment and funding priorities to be recommended by City staff
- Attend City Council public briefings on bond-related information
- Conduct regular open and posted meetings to maximize citizen engagement
- Ensure recommended projects have adequate funding
- The Task Force will dissolve upon City Council's adoption of the ballot language for the bond election



## Methodology Overview



### Bond Election Advisory Task Force & Community Consideration of Staff Prioritized Lists

The cumulative costs of projects and programs initially identified in the staff prioritized needs assessment will likely exceed the City's bond funding capacity. The Task Force, stakeholders and the community will review and provide feedback on the initial staff prioritized needs assessment and application of the guiding principles and funding priorities. The Task Force, using input from the community and stakeholders, will also consider priorities for balancing investments within the context of the City's bond capacity.

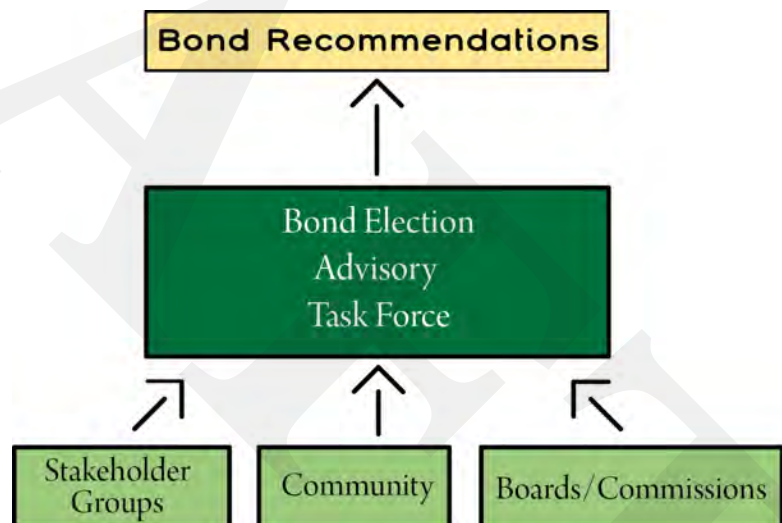
All stakeholder comments will be provided to the Bond Election Advisory Task Force for their consideration and use in developing recommendations.

*Estimated timeline: February – April 2012*

### Bond Package Development

The Bond Election Advisory Task Force will consider the initial staff prioritized projects, community input and its own deliberations in formulating recommendations for Council and City staff consideration.

Staff will use the recommendations of the Task Force in crafting a proposed bond package to be presented to City Council.



*Estimated timeline: May – June 2012*

### Council Approval of Final Ballot Language

The Austin City Council will decide on the final ballot language for the Bond propositions and set the date of the Bond Election.

*Estimated timeline: August 2012*



## BOARD/COMMISSION RECOMMENDATION

### Bond Oversight Committee

Recommendation Number: (20150617-004A): Proposed Bond Appropriation / Sale Schedule for the 2006, 2010, 2012, and 2013 Bond Programs.

At the June 17, 2015 meeting of the City of Austin Bond Oversight Committee (BOC), the committee voted unanimously (with one member absent) to support the City Manager's FY2016 Bond Appropriation and Sale Schedule for the 2006, 2010, 2012, 2013 Bonds with following additional observations and recommendations:

**BOC highly recommend continued oversight of City bond programs:** Chartered with the responsibility to “ensure efficiency, equity, timeliness, and accountability in the implementation of the [2006, 2010, 2012, 2013] bond programs” the BOC recommends that the future *Economic and Capital Budget Joint Committee* continue to monitor and oversee performance of the City’s bond programs and related issues, including:

- Bond programs impact on the debt service portion of the City’s tax rate
- Asset management and total cost of ownership
- Operations and maintenance impacts of bond program implementation

**BOC praises the Capital Planning Office:** The Capital Planning Office (CPO) established in 2010 has created a more robust, comprehensive and integrated Capital Improvement Program. The CPO enabled BOC members to monitor and oversee capital improvement projects across City departments such as new construction or renovation of recreation centers and libraries, acquisition of parkland, reconstruction of streets, replacement of water and wastewater lines and creation of urban trails.

**BOC encourages further resource leveraging:** BOC members recommend that City staff continue to seek opportunities to leverage resources in a manner that engages multiple City departments and other stakeholders to optimize the use of public money, staff, and technology. Infrastructure projects often



overlap or expand on programs from previous Bond programs. As a result, it is important for the Capital Planning Office and Budget Office to continually evaluate current and future projects to identify opportunities that could increase public value such as co-locating affordable housing on public property or funding sidewalks and other infrastructure assets from private development.

**BOC endorses the Bond Programs Report:** To communicate how the City delivers on “efficiency, equity, timeliness and accountability” with City bond projects, the BOC fully endorses the continuation of the Bond Programs Report. BOC members encourage the timely distribution of this report to both Austin residents and City departments.

**BOC applauds the CIVIC GIS/Data System:** The Capital Improvement Visualization, Information, Communication (CIVIC) website (<http://austintexas.gov/civic>) launched in November 2013 provides Austin residents on-demand access to G.O. Bond project information. BOC members encourage continued development of this web portal to further improve project progress, transparency and accountability.

**BOC recognizes City staff professionalism:** The BOC recognize City staff professionalism and the Capital Planning Office’s role in voter approved Bond Program oversight. Staff outstanding performance serves to facilitate BOC business such as City staff communications, meetings, briefings, website, and offsite facility tours. BOC members sincerely appreciate the commitment and service offered by City staff.

Date of Approval: 06-17-2015

Record of the vote: Unanimous on a 5-0 vote (Vice-Chair Friese absent)

Attest: , Staff Liaison

# Bond Programs Report



Submitted to the Bond Oversight Committee on April 29, 2015



## About

The Bond Programs Report provides the public with project updates and spending details on the City's voter-approved general obligation bond programs. The report is produced by the Capital Planning Office with assistance from participating Capital Improvement Program departments. The report is presented to the Bond Oversight Committee. This report includes data through the second fiscal quarter, which ended March 31, 2015.

The Bond Oversight Committee is a citizen board composed of seven members who are appointed by City Council. The committee ensures efficiency, equity, timeliness and accountability in the implementation of the 2013, 2012, 2010 and 2006 bond programs. The committee is also responsible for reviewing the annual bond appropriation and sale schedule. For more information about the Bond Oversight Committee, visit [www.austintexas.gov/bondoversight](http://www.austintexas.gov/bondoversight).

## Have you seen CIVIC?

CIVIC (Capital Improvements Visualization, Information and Communication) is an online portal that the City launched in November 2013. The site features an interactive map where the public can get information about a variety of projects affecting such things as roads, water systems or parks.

CIVIC includes the location, where applicable, and information about projects funded by the 2012, 2010, 2006 and earlier bond programs. In later phases, the site's functionality will be expanded to include additional data and project locations. While City staff continues to improve CIVIC, the public is encouraged to provide feedback by clicking on the feedback button on the CIVIC homepage. CIVIC can be accessed at [www.austintexas.gov/CIVIC](http://www.austintexas.gov/CIVIC).

## Inside

GO Bond Programs Summary .....	3
2013 Affordable Housing Bond Program .....	4
2012 Bond Program .....	6
Spotlight: Partnerships and Leveraging .....	8
2010 Mobility Bond Program .....	12
2006 Bond Program.....	15

## Key Terms

**Allocated:** The amount of funds designated by the City of Austin Budget Office to be spent per reporting category or proposition. Allocated funds are tied to bond sales, which must be performed in \$5,000 increments.

**Appropriated:** City Council authorizes the appropriation of funds, which gives staff the legal authority to expend the funds for a specific purpose. City Council may approve multiple installments of funding throughout the project's phases.

**Available:** The amount of funds allocated minus the amount encumbered and expended. Available funds are programmed for specific purposes.

**Encumbered:** Commitments made to unperformed contracts for goods or services.

**Expenditure:** Funds that have been paid for goods or services.

**Fiscal Year:** October 1 to September 30; FY 15 is Oct. 1, 2014 to Sept. 30, 2015.

- Q1 = First fiscal quarter; October—December
- Q2 = Second fiscal quarter; January—March
- Q3 = Third fiscal quarter; April—June
- Q4 = Fourth fiscal quarter; July—September

**Obligated:** The sum of funds encumbered and expended.

**Phase:** This refers to the project phase currently underway. The following phases are typical for projects included in this report:

- Preliminary Phase
- Design Phase
- Bid/Award/Execution Phase
- Construction Phase
- Post-construction Phase

**Program Substantial Completion:** A bond program is considered substantially complete when approximately 90% of voter-approved funds have been expended or the point at which program intent has been sufficiently fulfilled.

## Questions?

For additional information, visit [www.austintexas.gov/cip](http://www.austintexas.gov/cip). Contact the Capital Planning Office at 512-974-7840. Inquiries may be emailed to [capitalplanning@austintexas.gov](mailto:capitalplanning@austintexas.gov).



## GO Bond Programs Summary

## Summary of Bond Programs spending through FY 15 Q2

Bond Programs	Voter Approved	Obligated*	% Obligated	Expended	% Expended
2013 Bond Program	\$65,000,000	\$10,504,786	16%	\$9,292,917	14%
2012 Bond Program	\$306,648,000	\$85,739,074	28%	\$69,129,396	23%
2010 Mobility Bond Program	\$90,000,000	\$86,478,051	96%	\$84,090,230	93%
2006 Bond Program	\$567,400,000	\$539,577,713	95%	\$483,570,198	85%
<b>TOTAL</b>	<b>\$1,029,048,000</b>	<b>\$722,299,624</b>	<b>70%</b>	<b>\$646,082,741</b>	<b>63%</b>

\*Obligated funds are the sum of funds encumbered and expended.

<b>2013 Affordable Housing Bond Program</b>	<b>\$65,000,000</b>
Prop 1: Affordable Housing	\$65,000,000

<b>2012 Bond Program</b>	<b>\$306,648,000</b>
Prop 12: Transportation and Mobility	\$143,299,000
Prop 13: Open Space and Watershed Protection	\$30,000,000
Prop 14: Parks and Recreation	\$77,680,000
Prop 16: Public Safety	\$31,079,000
Prop 17: Health and Human Services	\$11,148,000
Prop 18: Library, Museum and Cultural Arts Facilities	\$13,442,000

<b>2010 Mobility Bond Program</b>	<b>\$90,000,000</b>
Mobility Enhancements	\$23,680,000
Signals	\$4,200,000
Pedestrian/ADA/Bikeways	\$42,935,000
Street Reconstruction	\$19,185,000

<b>2006 Bond Program</b>	<b>\$567,400,000</b>
Prop 1: Transportation	\$103,100,000
Prop 2: Drainage and Open Space	\$145,000,000
Prop 3: Parks	\$84,700,000
Prop 4: Community and Cultural Facilities	\$31,500,000
Prop 5: Affordable Housing	\$55,000,000
Prop 6: New Central Library	\$90,000,000
Prop 7: Public Safety Facilities	\$58,100,000

## Summary Highlights

- ⇒ The City expended an additional 2%, or \$20 million, of GO Bond Program funds during the second quarter of FY 15.
- ⇒ For the second quarter in a row, expenditures in the 2013 Affordable Housing Bond Program increased by 1%, or \$671,783.
- ⇒ The City increased 2012 Bond Program expenditures by 2%, or \$6.3 million, for the third quarter in a row.
- ⇒ The 2010 Mobility Bond Program expenditures increased by 3%, or \$2.4 million, in the second quarter of FY 15 for a total of 93% of funds expended.
- ⇒ The City increased 2006 Bond Program expenditures by 2%, or \$10.1 million, in the second quarter of FY 15.



On Nov. 5, 2013, Austin voters approved a \$65 million bond proposition to fund affordable housing.

## Program Summary

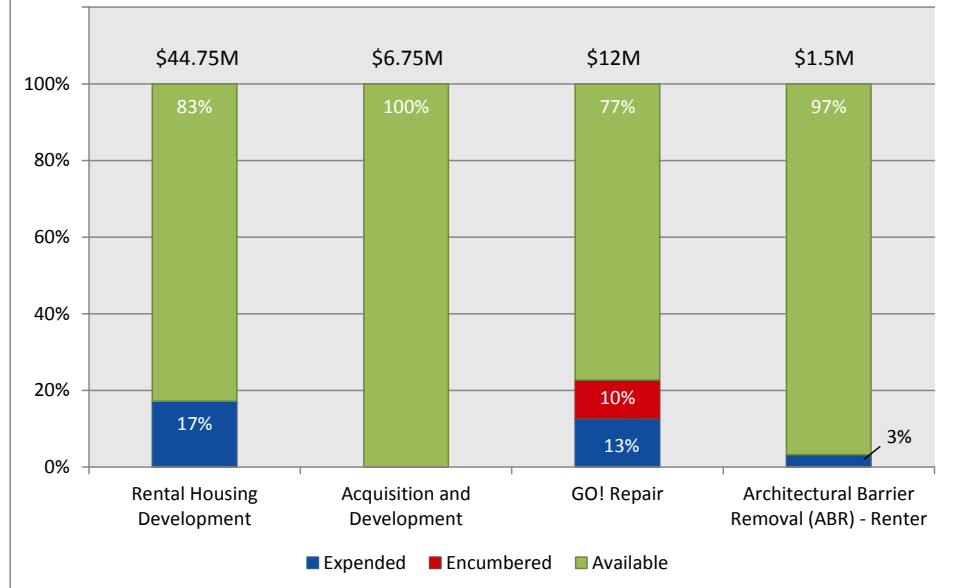
Category	Allocated	Obligated*	% Obligated	Expended	% Expended
Rental Housing Development	\$44,750,000	\$7,725,000	17%	\$7,725,000	17%
Acquisition and Development	\$6,750,000	\$-	0%	\$-	0%
GO! Repair	\$12,000,000	\$2,730,984	23%	\$1,519,115	13%
Architectural Barrier Removal (ABR) — Renter	\$1,500,000	\$48,802	3%	\$48,802	3%
<b>Prop 1: Affordable Housing Bond Program</b>	<b>\$65,000,000</b>	<b>\$10,504,786</b>	<b>16%</b>	<b>\$9,292,917</b>	<b>14%</b>

\*Obligated funds are the sum of funds encumbered and expended.

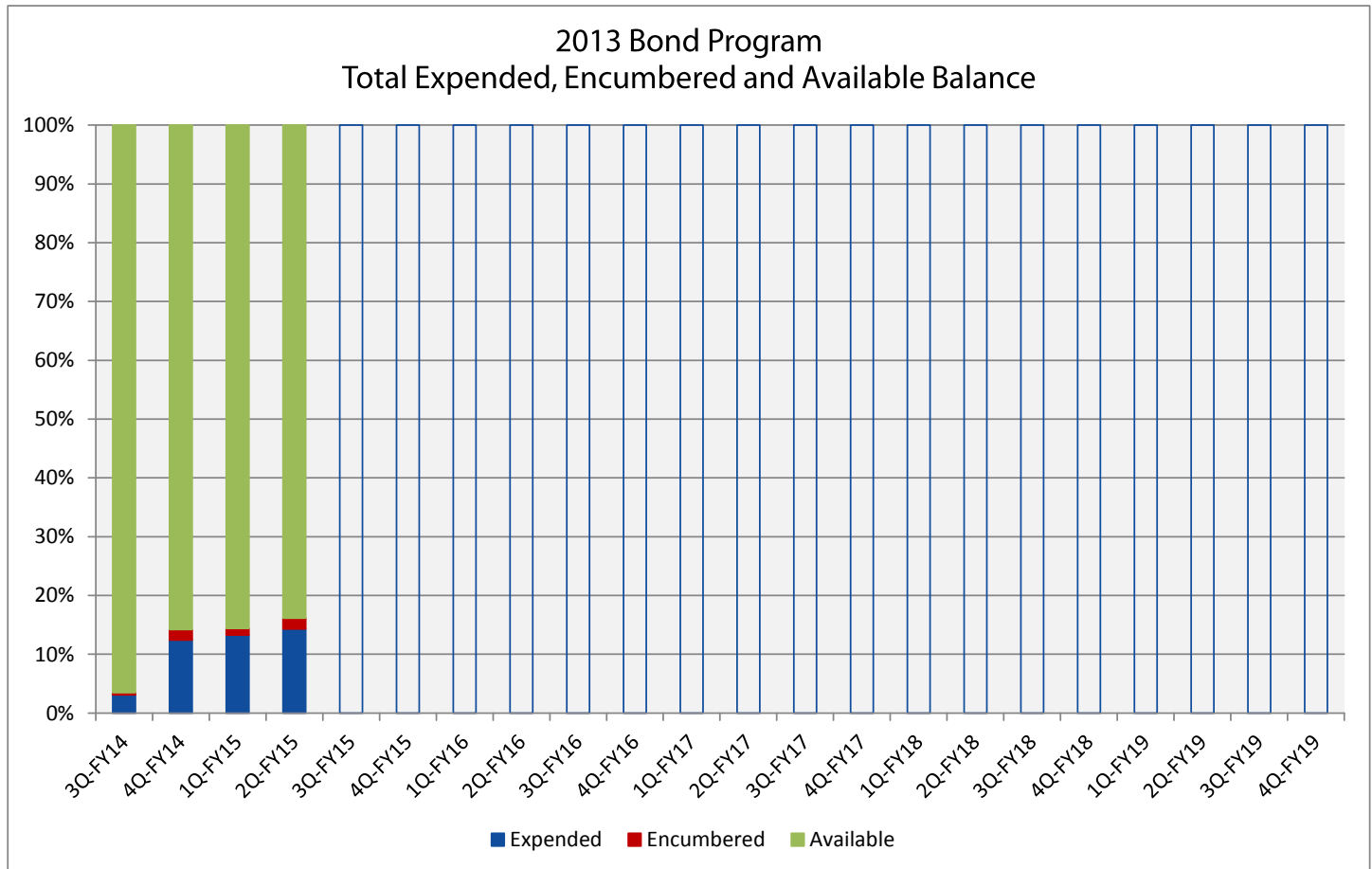
### Program Highlights

- ⇒ The City expended 1%, or \$671,783, of 2013 Affordable Housing Bond Program funds in the second quarter of FY 15.
  - ◇ Expenditures in the GO! Repair category accounted for the 1% of program expenditures.
- ⇒ Unlike mobility or parks propositions, which have steady expenditures, the 2013 Affordable Housing Bond Program is subject to occasional jumps in expenditures due to the nature of development projects.

### Spending Summary - FY15 Q2



The chart below shows spending over time for the 2013 Bond Program. Dollar amounts expended, encumbered and available are captured on a quarterly basis from inception of the bond program and will continue through the program's completion.



## Chart Highlights

- ⇒ The 2013 Affordable Housing Bond Program continues spending at a moderate pace as investments are awaiting the State of Texas to announce which projects in Central Texas it will be awarding tax credits.
  - ◇ The City anticipates spending up to as 12% to 15% of bond program funds if the tax credits are approved.

## Council Action

On Feb. 12, Council passed a series of resolutions supporting proposed affordable rental housing developments in Austin seeking tax credit financing through the Texas Department of Housing and Community Affairs (TDHCA). City Council also approved conditional funding commitments for six projects totaling \$10.5 million, subject to the award of tax credits by TDHCA. If the projects are awarded credits, the City will provide the committed funding from the 2013 Affordable Housing Bond Program. Only two or three of the region's applicants to the State's 9% Low Income Housing Tax Credit Program will likely be awarded the credits, and recipients will be announced in July.

On Nov. 6, 2012, Austin voters approved \$306.6 million in bond propositions to fund capital improvements in the categories listed below.

### Program Summary

Proposition	Allocated	Obligated**	% Obligated	Expended	% Expended
Prop 12: Transportation and Mobility	\$143,295,000*	\$36,512,339	25%	\$26,626,079	19%
Prop 13: Open Space and Watershed Protection	\$30,000,000	\$29,706,109	99%	\$29,706,109	99%
Prop 14: Parks and Recreation	\$77,680,000	\$12,729,523	16%	\$8,929,870	11%
Prop 16: Public Safety	\$31,075,000*	\$4,115,402	13%	\$2,282,569	7%
Prop 17: Health and Human Services	\$11,145,000*	\$1,785,512	16%	\$1,312,063	12%
Prop 18: Library, Museum and Cultural Arts Facilities	\$13,440,000*	\$890,189	7%	\$272,707	2%
<b>2012 Bond Program</b>	<b>\$306,635,000*</b>	<b>\$85,739,074</b>	<b>28%</b>	<b>\$69,129,396</b>	<b>23%</b>

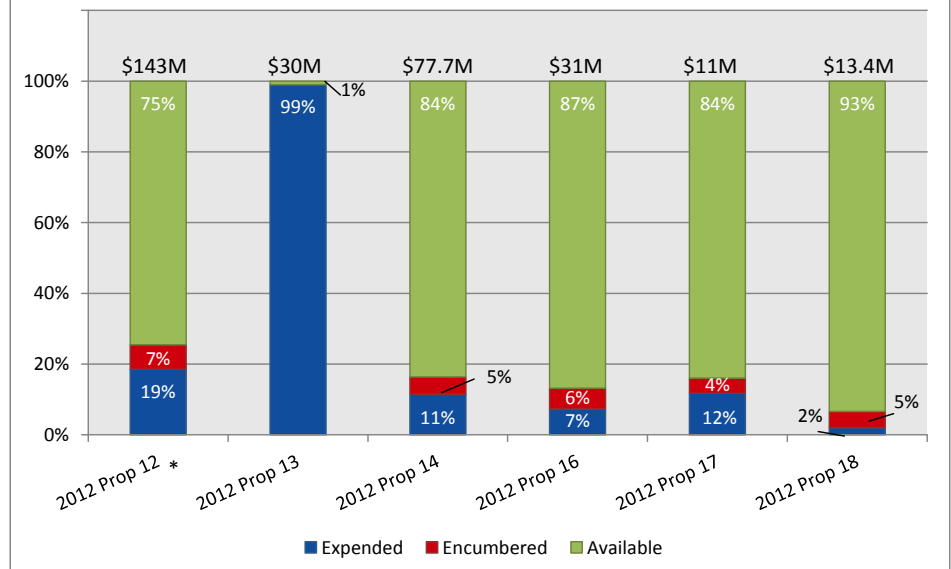
\*Approval of each bond proposition gives the City the authority to sell bonds and spend funds up to the amount approved by voters. However, general obligation bonds must be sold in \$5,000 increments, necessitating the Budget Office to allocate Prop 12 funds in an amount \$4,000 less than voters approved; Prop 16 by \$4,000 less; Prop 17 by \$3,000 less; and Prop 18 by \$2,000 less.

\*\*Obligated funds are the sum of funds encumbered and expended.

### Program Highlights

- ⇒ 4%, or \$5 million, of Prop 12 was expended in the second quarter of FY 15.
- ⇒ The City is anticipating a rise in expenditures for Prop 12 during FY 15, or the third year of the program, as more projects transition into design or construction phase.
- ⇒ Expenditures in propositions 14, 16 and 17 increased 1%, 1% and 2%, respectively.

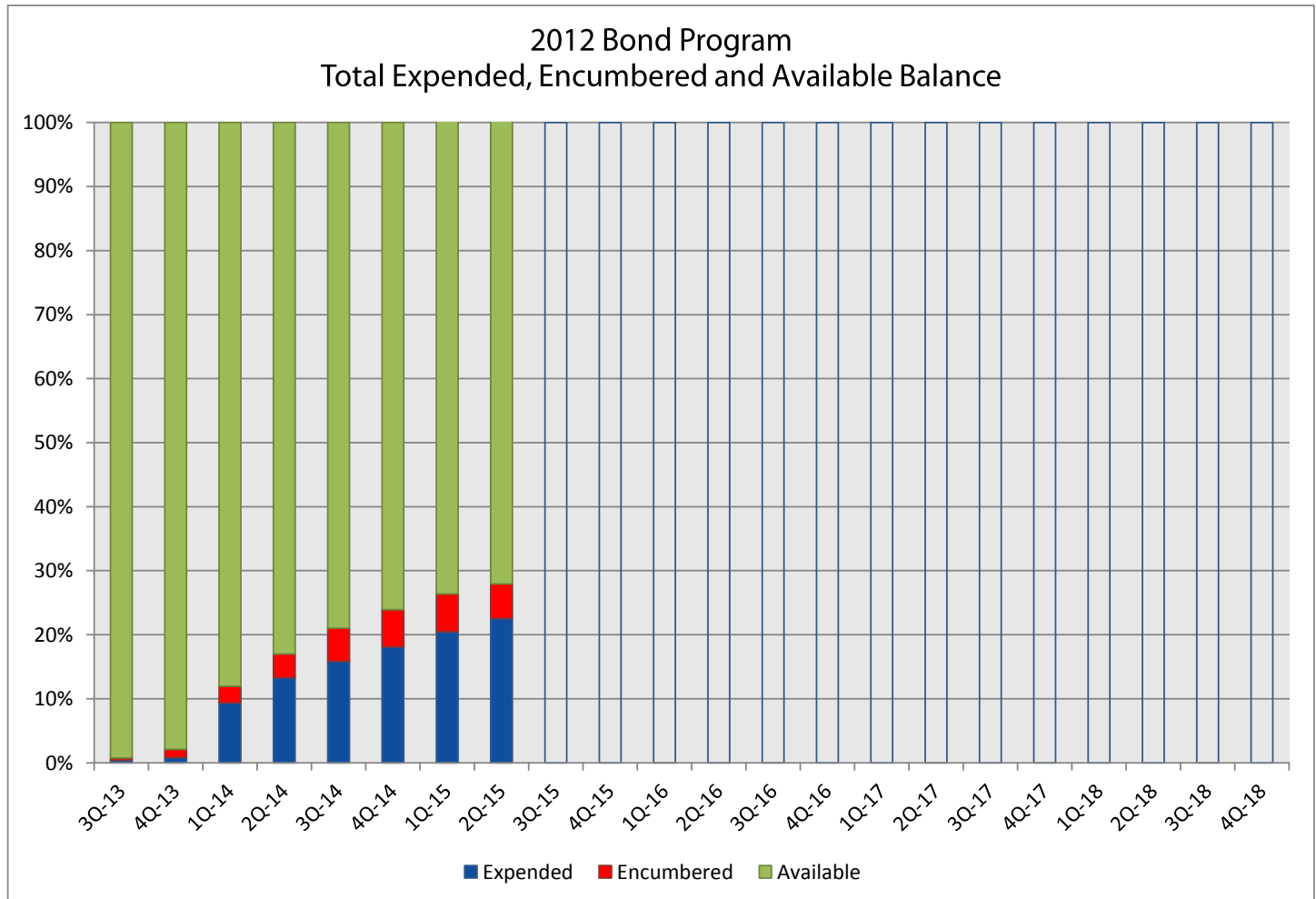
### Spending Summary - FY15 Q2



\*Percentages are rounded to the nearest whole number for ease of communication and add up to 100% when extended two decimal points.



The chart below shows spending over time for the 2012 Bond Program. Dollar amounts expended, encumbered and available are captured on a quarterly basis from inception of the bond program and will continue through the program's completion.



### Chart Highlights

- ⇒ Spending rates are expected to increase over the coming two quarters as projects move through design phase and contracts are brought before City Council for approval.
- ⇒ The City expended \$26 million in Q1 FY 14, representing the largest per-quarter expenditures since the beginning of the program.

### Importance of Leveraging Bond Funds

With increasing growth and demand on City services, it is essential that the City continue to leverage bond funds to maximize the impact of capital projects for the community. This page highlights two current partnership projects that are part of the 2012 Bond Program.

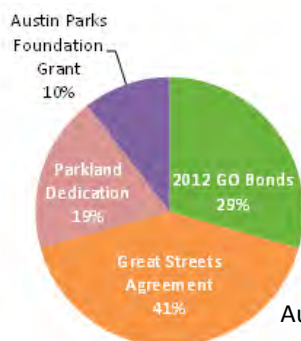
### Highlights

- ⇒ The 2012 Bond Program funding may be used as a “match” for grant funding. Grant matching does not have to be 50-50, but any division of cost.
- ⇒ Art delivered through the City’s Art in Public Places program helps create a sense of place and distinguish Austin’s public assets.



#### Republic Square Park

The Art in Public Places program released a solicitation on March 19, 2015, for a Texas artist to create a permanent exterior public artwork for Republic Square Park. The art piece, which should respond to the cultural and historical significance of Republic Square, will be funded as part of the Phase 1 park improvements, which may include a multi-purpose central lawn area, plaza and courtyard spaces, seat walls, lighting and other landscape improvements. Bond funds will be supplemented through fundraising efforts by the Austin Parks Foundation (APF) in partnership with the Downtown Austin Alliance. Additional funding will be provided by Parkland Dedication Funds resulting from downtown residential development. Under the terms of the partnering agreement between the City and the foundation, APF will collaborate with the City on the final design as well as construction and will ultimately manage, maintain and program the renovated park.



#### Total City Funding: \$2.1M

2012 GO Bonds:	\$700K
Great Streets	\$983K
Parkland Dedication:	\$448K

#### Funds Leveraged: \$250K

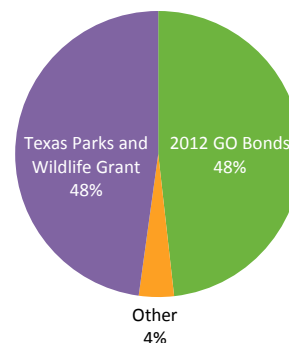
Austin Parks Foundation:	\$250K
--------------------------	--------

2012 Partnerships Projects	Partners
Violet Crown Trail	Hill Country Conservancy
East 51st Street Improvements	Catellus
Austin Studios Expansion	Austin Film Society
Women & Children's Shelter	Travis County, Salvation Army
Republic Square Park	Austin Parks Foundation



#### Colony District Park - General Park Improvements

On March 12, 2015, City Council approved the acceptance of \$725,000 in grant funds from the Texas Parks and Wildlife Department’s Local Park Urban Outdoor Grant Program for Phase 1 improvements to Colony District Park. This funding will serve as a match for the 2012 Bond Program funding, doubling the amount that will be spent on the project. The scope of general park improvements is consistent with the Colony Park Master Plan, which was funded through a \$3 million Community Challenge Grant from the U.S. Department of Housing and Urban Development. The Phase 1 improvements include construction of a multi-purpose field, general site improvements, landscaping, ADA accessibility, site furnishings and signage. A consultant has been selected from the Landscape Architecture Rotation List for the design and the firm has met with staff. A survey and other community outreach activities are also underway.



#### Total City Funding: \$791K

2012 GO Bonds:	\$731K
Other:	\$60K

#### Funds Leveraged: \$725K

Texas Parks and Wildlife Grant:	\$725K
---------------------------------	--------

Dollar amounts are approximate.

## Prop 12: Transportation and Mobility

### Citywide Bicycle Improvement Projects

**Phase:** Varies

**Budget Estimate:** N/A

**Bond Funding:** \$1.5 million

Funding from the 2012 Bond Program provides new bicycle facilities to implement the City's Bicycle Master Plan. The master plan, updated in 2014, guides the creation of a connected and protected active transportation network that provides additional transportation options for Austin residents and visitors. Facility improvements are routinely coordinated with regular maintenance to

the City's street network, such as street resurfacing. Projects generally include design and engineering of bicycle lanes, curb relocations to ensure continual auto capacity with bike lanes, physical protection for bicycle lanes, and signs and markings.

Of the \$1.5 million allocated to bicycle facility improvements, nearly 50% has been expended to date supporting the installation of 68 miles of new or improved bicycle facilities, including 25.7 miles of protected or buffered bicycle facilities in FY 13 and FY 14 as well as bicycle parking.

### Justin Lane Street Reconstruction from Burnet Rd. to Lamar Blvd.

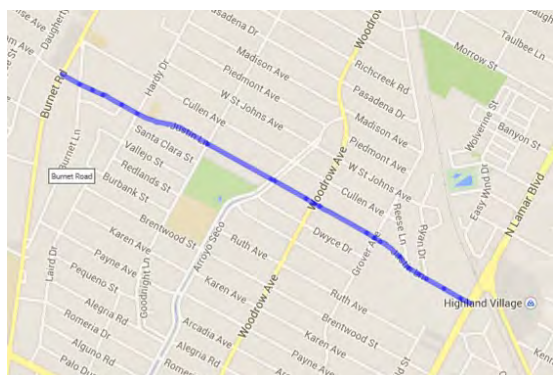
**Phase:** Design

**Budget Estimate:** \$7 million

**Bond Funding:** \$3,850,000, 2012 Bond; \$895,284, 2000 Bond

The Justin Lane street reconstruction project in North Central Austin includes improvements to pavement, drainage, waterline, curbs, sidewalks, bicycle lanes and bringing the section into ADA compliance. Reconstructing the street benefits drivers and pedestrians who use the roadway by creating a better street surface and safer passage.

Austin Water Utility also identified the waterline running underneath the surface of this street as one of the highest priority to address. The portion of waterline that will be under construction as part of the reconstruction has had waterline breaks in the recent past. The project is currently being reviewed for Complete Streets recommendations that can be incorporated in the project's design. Complete streets include sidewalks and bicycle routes on busy streets, and on quiet neighborhood streets, they may feature leafy shade trees and lower traffic speeds. The reconstruction project will connect to the Arroyo Seco cycle track, which was funded as part of the Neighborhood Partnering Program. The cycle track will be a separated bicycle lane along both sides of the Arroyo Seco median from FM 2222 to Woodrow Avenue.



### Riverside Drive Corridor Improvements

**Phase:** Design

**Budget Estimate:** \$1 million

**Bond Funding:** \$1 million

The proposed improvements at the Riverside Drive/South Lakeshore Boulevard intersection are the first step in implementing the East Riverside Drive Corridor Development Program. The program developed a set of recommendations to improve safety, mobility and quality of life along Riverside Drive between I-35 and Hwy. 71. The proposed intersection improvements include a new roadway intersection layout, new curbs and gutters, sidewalks, access ramps, bicycle lanes and rain gardens. The project limits extend 550 feet east and west of the intersection of Riverside Drive and South Lakeshore Boulevard along Riverside Drive, and 550 feet north of the intersection along Lakeshore Boulevard. The project is currently in the design phase and should begin being constructed in early 2016.



A rendering of the redeveloped intersection at Riverside Drive and South Lakeshore Boulevard.



## Prop 13: Open Space and Watershed Protection

Expenditures for this bond proposition are substantially complete. The City is working on a few smaller transactions with the remaining approximately \$300,000.

## Prop 14: Parks and Recreation

### Dove Springs Playscape

**Phase:** Complete

**Budget Estimate:** \$863,000

**Bond Funding:** \$775,000, 2012 Bond;  
\$200,000, 2006 Bond

A grand opening and ribbon cutting ceremony was held on March 7 for the new Dove Springs playscape. The innovative playscape is the result of a partnership between the City of Austin Parks and Recreation Department and the Austin Parks Foundation, which commissioned an innovative design for a new play area along with nature pathways at Dove Springs District Park. Originally built in the 1990s, the playscape component had aged, becoming obsolete by current standards, and was identified for replacement in 2011.

Some of the features of the play area include a constructed dry creek that bisects the play site and includes a new ADA-accessible path for the bridge crossing over the creek bed, a custom tree-form play structure, an interactive bird's nest feature atop a viewing hill and lawns with picnic tables and grills for gathering, among other improvements.

The Austin Parks Foundation received a \$250,000 grant from the St. David's Foundation to help fund the new playscape. The initiative is part of a larger collaboration to spearhead physical fitness and healthy lifestyles in this neighborhood. Supplemental funding for the project came from the City's Parkland Dedication fee.



The new playscape at Dove Springs District Park in Southeast Austin features natural elements in addition to traditional structures.

### Montopolis Recreation Center and Community Building

**Phase:** Preliminary

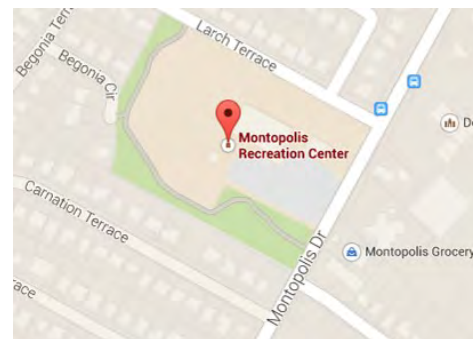
**Budget Estimate:** \$15.5 million

**Bond Funding:** \$15.5 million

The City is allocating \$15.5 million—\$11.78 million from Prop 14: Parks and Recreation and \$3.72 million from Prop 17: Health and Human Services—to design and construct a new Montopolis Recreation and Community Building. The new facility will replace the existing Montopolis Recreation Center, located on Montopolis Drive, north of Riverside Drive.

The City issued a Request for Qualifications (RFQ) on April 13 to hire a consultant for professional architecture services. The RFQ reflected input from the community, which was gathered at a March meeting. The preliminary work on the project has also included extensive public engagement regarding desired programming and facility amenities.

The City estimates the design phase to start this fall, with construction beginning in 2017 and ending in 2019.



## Prop 16: Public Safety

### Mounted Patrol Facilities

**Phase:** Design

**Budget Estimate:** \$3.6 million

**Bond Funding:** \$3.6 million

This project includes the design and construction of facilities for the Austin Police Department Mounted Patrol Unit officers and support staff as well as housing, exercising and training facilities for the horses. The new facility will be located at 11400 McAngus Road in Southeast Austin.

The project is in the design development phase, and the City expects to advertise for construction bids this summer. Construction is anticipated to begin in early 2016 and be completed in 2018. The City will pursue a LEED Silver Certification for the project.



The current barn at Austin Police Department Mounted Patrol Unit in the existing facility in Manor.

Among the mounted patrol's duties is controlling crowds on the East Sixth Street entertainment district. The unit is currently housed in a leased facility in Manor.

## Prop 18: Library, Museum and Cultural Arts Facilities

### Hampton Branch Library

**Phase:** Design

**Budget Estimate:** \$3.5 million

**Bond Funding:** \$3.5 million

The Will Hampton Branch Library, located at 5125 Convict Hill Road, was built in 1997 and has since been heavily used by the community. The design phase began in March. The City will host a public outreach meeting on May 7 with the architects to inform the community about what the renovation will encompass and to have their input on the proposed design as well as amenities that could be included. The renovation of the Will Hampton Branch Library at Oak Hill will include replacement of the deteriorated roof, exterior/interior finishes, furniture, fixtures and equipment.

### University Hills Branch Library

**Phase:** Preliminary

**Budget Estimate:** \$1.02 million

**Bond Funding:** \$1.02 million

This project includes the design and construction of 25 additional parking spaces at the University Hills Branch Library, which requires the acquisition of land. The University Hills Branch Library is located on busy commercial/residential portion of Loyola Lane, between Manor Road and Ed Bluestein Boulevard. The project will include demolition of existing structures and pavement as well as construction of driveways and an asphalt/concrete parking with water quality features. The project will also include landscaping and installation of lighting, parking lot signage and fencing. On March 26, City Council approved the acquisition of approximately 22,147 square feet (approximate half-acre) of land for the parking lot.

## Prop 17: Health and Human Services

### Rutherford Lane Campus Improvements

**Phase:** Construction

**Budget Estimate:** \$2.1 million

**Bond Funding:** \$920,550 (Prop 16);  
\$720,100 (Prop 17)

Needed improvements to the City administrative campus at Rutherford Lane were identified as part of the 2012 bond development process.

Improvements to the facilities include new roofs for three buildings, which will be delivered in a phased approach. The roof design is at 95% and is in final review. The construction contract for the roof replacements will be bid in early summer.

Funding for this project from the 2012 Bond Program was split between two propositions due to the different departments being served by the improvements, including the Austin Police Department and Health and Human Services Department.

## 2010 Mobility Bond Program



City of Austin

Bond Programs Report  
Second Quarter FY 15

On Nov. 2, 2010, Austin voters approved a \$90 million bond proposition to fund capital improvements in the categories listed below.

### Program Summary

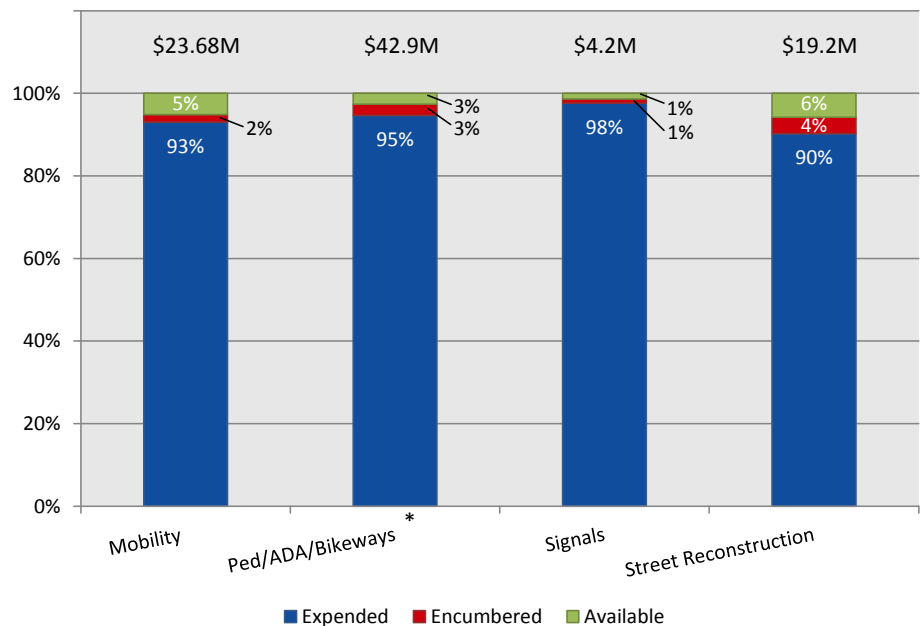
Category	Allocated	Obligated*	% Obligated	Expended	% Expended
Mobility Enhancements	\$23,680,000	\$22,455,298	95%	\$22,026,634	93%
Pedestrian/ADA/Bikeways	\$42,935,000	\$41,803,588	97%	\$40,653,123	95%
Signals	\$4,200,000	\$4,141,670	99%	\$4,100,780	98%
Street Reconstruction	\$19,185,000	\$18,077,495	94%	\$17,309,694	90%
<b>2010 Mobility Bond Program</b>	<b>\$90,000,000</b>	<b>\$86,478,051</b>	<b>96%</b>	<b>\$84,090,230</b>	<b>93%</b>

\*Obligated funds are the sum of funds encumbered and expended.

### Program Highlights

- ⇒ Expenditures in the Ped/ADA/Bikeways and Street Reconstruction categories increased by 3% each, or \$1.5 million and \$663,534 respectively, which accounted for the majority of 2010 Mobility Bond Program's continued progress towards full completion.
- ⇒ The program is on track to spend between 95% to 97% of funds by the end of FY 15.

### Spending Summary - FY15 Q2



\*Percentages are rounded to the nearest whole number for ease of communication and add up to 100% when extended two decimal points.

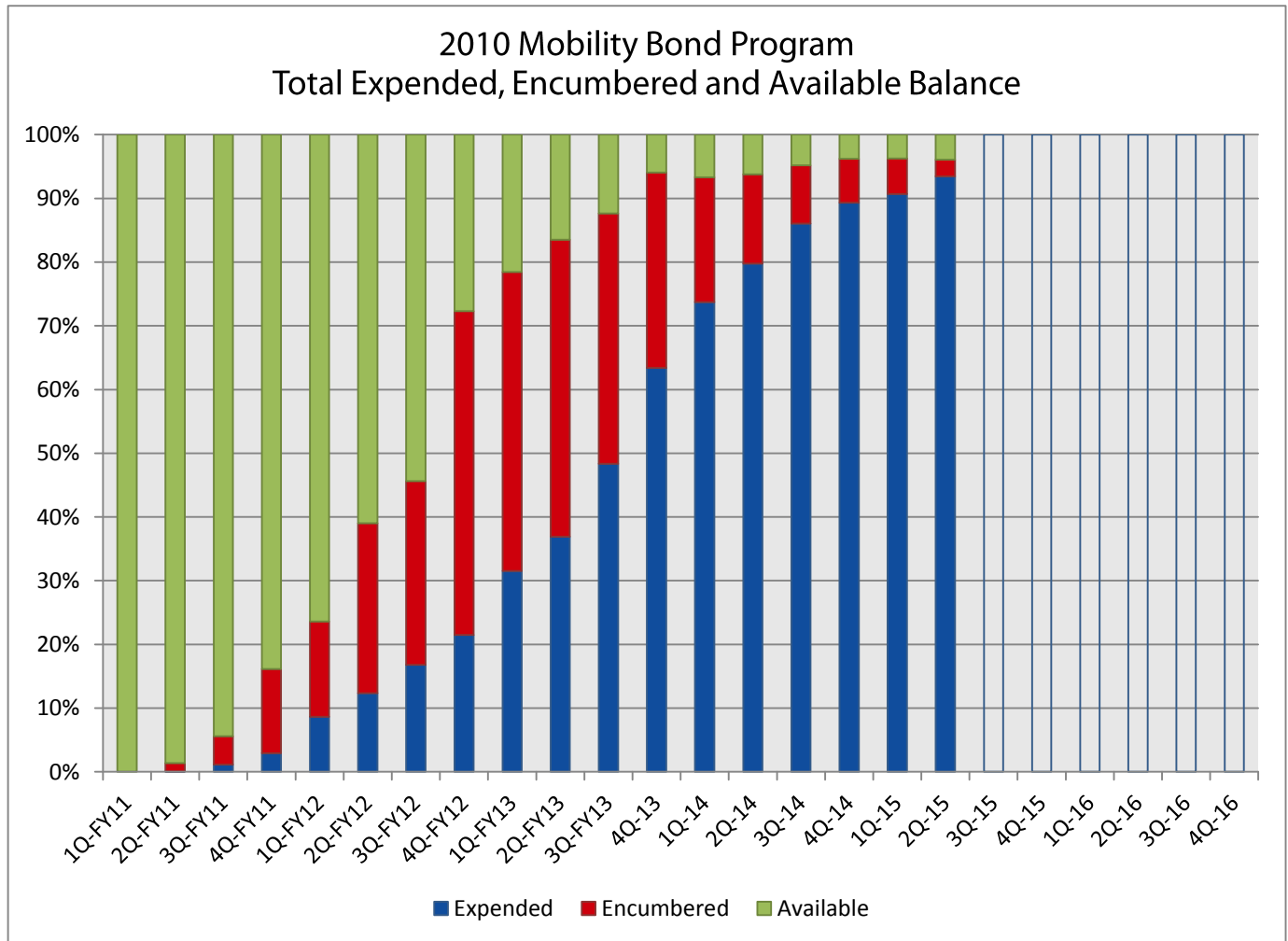
## 2010 Mobility Bond Program



City of Austin

Bond Programs Report  
Second Quarter FY 15

The chart below shows spending over time for the 2010 Mobility Bond Program. Dollar amounts expended, encumbered and available are captured on a quarterly basis from inception of the bond program and will continue through the program's completion.



### Chart Highlights

- ⇒ The 2010 Mobility Bond Program is substantially complete, and therefore the rate of expenditures are slowing down.
- ⇒ The largest quarterly increase in expenditures occurred in the fourth quarter of FY 13 (year three of the program) when 15%, or \$13.3 million, of total funds were expended.



## 2010 Mobility Bond Program



City of Austin

Bond Programs Report  
Second Quarter FY 15

### Pedestrian/ADA/Bikeways

#### Safe Bicycle and Walking Campaign/Sidewalks

**Phase:** Construction

**Budget Estimate:** \$810,000

**Bond Funding:** \$102,687, 2012 Bond;  
\$173,060, 2010 Bond

The purpose of this project is to build safe sidewalks to schools, create a safe bicycling and walking campaign for middle and high schools, and conduct a public campaign that promotes safe bicycling and walking. Sidewalks that are part of this project include sections near Maplewood Elementary in Central East Austin; Summitt Elementary in Northwest Austin and Lamar Middle School in Central

Austin. Merchandise for the project, including hats, helmets, lights, pedometers, tee-shirts, buttons, stickers and posters, has been delivered and the City expects these items to be distributed in the fall semester.



(Bottom left) Before picture of Maplewood Avenue near Maplewood Elementary School. (Below) After picture of Maplewood Avenue with new sidewalks and signage.



### Mobility Enhancements

#### Local Area Traffic Management

**Phase:** Design

**Budget Estimate:** \$15.6 million

**Bond Funding:** \$1.9 million

Local Area Traffic Management is a request-based program that provides for the installation of geometric features to mitigate speeding and cut-through traffic.

Traffic calming devices consisting of median slow points, roundabouts, speed cushions, speed humps and curb bulb outs that are designed and constructed to help traffic calming in neighborhoods soliciting assistance from the City.

The Austin Transportation Department and Public Work Department's

Engineering and Project Management Divisions work closely together to design and construct projects. Currently, this team is working on designs for Rockwood Lane, Sendero Hills Drive from FM 969 to Toscana Avenue, Lakewood Drive, Viewpoint Drive, Suburban Drive, Galindo and Perry Lane.



This roundabout is located at the intersection of Far West Boulevard and Mesa Drive.

## 2006 Bond Program



City of Austin

Bond Programs Report  
Second Quarter FY 15

On Nov. 7, 2006, Austin voters approved \$567.4 million in bond propositions to fund capital improvements in the categories listed below.

### Program Summary

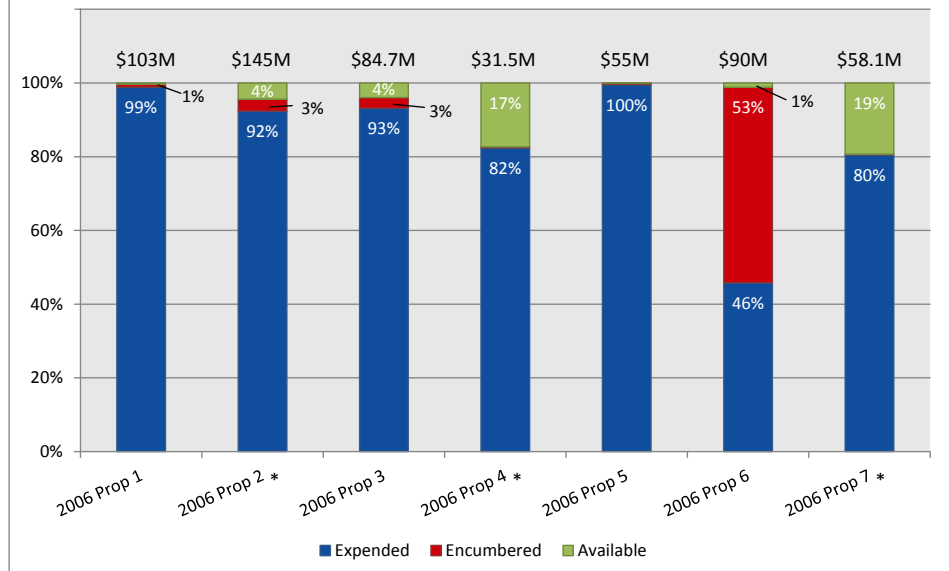
	Allocated	Obligated*	% Obligated	Expended	% Expended
Prop 1: Transportation	\$103,100,000	\$102,805,713	100%	\$101,953,365	99%
Prop 2: Drainage and Open Space	\$145,000,000	\$138,600,578	96%	\$133,964,102	92%
Prop 3: Parks	\$84,700,000	\$81,339,482	96%	\$78,917,645	93%
Prop 4: Community and Cultural Facilities	\$31,500,000	\$26,025,058	83%	\$25,951,086	82%
Prop 5: Affordable Housing	\$55,000,000	\$54,961,635	100%	\$54,776,092	100%
Prop 6: New Central Library	\$90,000,000	\$88,961,957	99%	\$41,239,388	46%
Prop 7: Public Safety Facilities	\$58,100,000	\$46,883,290	81%	\$46,768,521	80%
<b>2006 Bond Program</b>	<b>\$567,400,000</b>	<b>\$539,577,713</b>	<b>95%</b>	<b>\$483,570,198</b>	<b>85%</b>

\*Obligated funds are the sum of funds encumbered and expended.

### Program Highlights

- ⇒ Prop 1 expended an additional 1%, or \$584,509, bringing it closer to full completion with a total of 99% of funds expended.
- ⇒ Prop 6 accounted for the majority of expenditures with \$8.8 million expended in the second quarter.
- ⇒ With Prop 6 continuing to pay out contracts during, the 2006 Bond Program is on track to have nearly 90% of funds expended by the end of FY 15.

### Spending Summary - FY15 Q2



\*Percentages are rounded to the nearest whole number for ease of communication and add up to 100% when extended two decimal points.

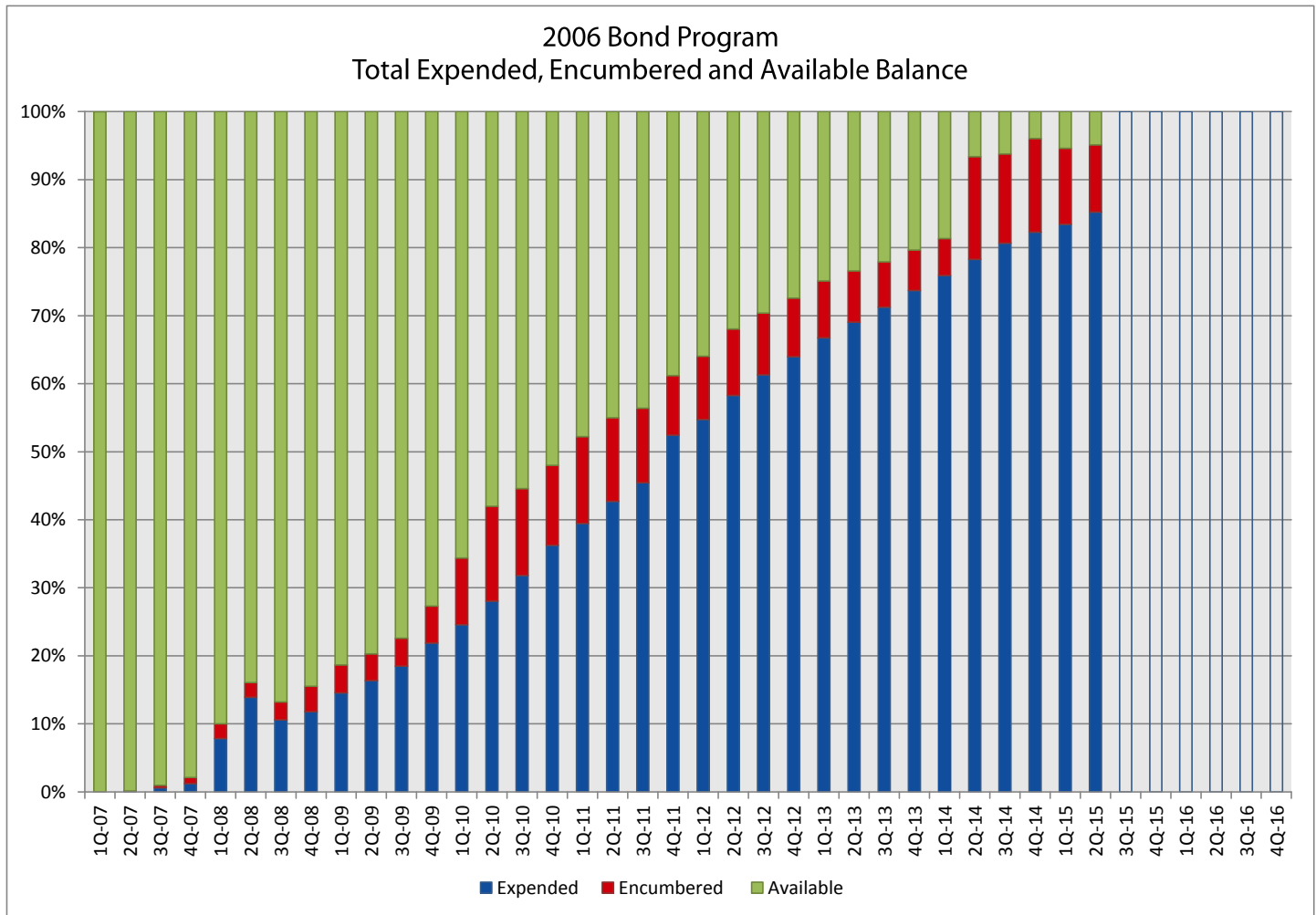
## 2006 Bond Program



City of Austin

Bond Programs Report  
Second Quarter FY 15

The chart below shows spending over time for the 2006 Bond Program. Dollar amounts expended, encumbered and available are captured on a quarterly basis from inception of the bond program and will continue through the program's completion.



### Chart Highlights

- ⇒ The City on average expends 10% of 2006 Bond Program funds each fiscal year. As work continues on the New Central Library, the City anticipates spending will come close to that average for FY 15.
- ⇒ The City expended the most funds in the fourth quarter of FY 11 with 7%, or \$39.6 million, of program funds being expended.



## Prop 1: Transportation

Expenditures for this bond proposition are substantially complete. Progress continues on remaining projects, such as development of the Bike Boulevard on Nueces and Rio Grande streets between Third Street and MLK Jr. Boulevard. A Bicycle Boulevard is a street optimized for bicycles, accessible to motor vehicles, and attractive to bicyclists and pedestrians of all abilities. The project includes the installation of traffic calming devices, such as roundabouts, as well as construction of a bicycle and pedestrian bridge over Shoal Creek at Fourth and Rio Grande streets.

## Prop 3: Parks

Remaining Prop 3 funding for trails will be used on the Walnut Creek Trail system. Remaining funding for pools will be used for project close-out on Bartholomew and Westenfield pools, which were replaced or upgraded with 2006 Bond Program funding and opened to the public in 2014. Remaining pool funds will also go toward basic capital renewal at Parque Zaragosa.

## Prop 4: Community and Cultural Facilities

### Emma S. Barrientos Mexican American Cultural Center

**Phase:** N/A

**Budget Estimate:** N/A

**Bond Funding:** \$5 million

About \$500,000 in remaining funds from Prop 4 of the 2006 Bond Program are being used for additional improvements to the Emma S. Barrientos Mexican American Cultural Center (ESB-MACC) beyond the original project scope. These improvements include an update of the signage to reflect the new facility name, a parking analysis with recommendations to alleviate congestion, overflow parking lot construction and shading to mitigate the direct sunlight on the plaza area.

The site plan will first be submitted to the Planning and Development Review

## Prop 2: Drainage and Open Space

Expenditures for this bond proposition are substantially complete. The approximately \$1.4 million dollars of remaining 2006 Bond Program funding is being used to buy out property in the Onion Creek area.

Department around spring 2014 and then the Planning Commission, a citizen board, will have the opportunity to review and approve the site plan. The planned improvements are not associated with any phase of the overall campus project.

The Street and Bridge Division of the City's Public Works Department started work in late February and have completed the concrete entrance ramp. Other landscaping materials are currently being ordered.

The City plans on using the ESB-MACC bond funds until they are exhausted to meet bond requirements.

## Prop 5: Affordable Housing

Expenditures for this bond proposition are substantially complete. The return on investment from the 2006 Bond Prop 5 includes 2,409 affordable units and nearly \$200 million in leveraged funds.

### Capital Studios

**Phase:** Complete

**Budget Estimate:** \$20.3 million

**Bond Funding:** \$2 million

In 2011, nonprofit organization Foundation Communities purchased a parking lot near the major downtown intersection of East 11<sup>th</sup> and San Jacinto streets. The City provided a \$2 million investment to help construct a facility with 135 furnished studios that are leased for \$399-\$665 per month (including bills) to low-income adults or those exiting homelessness. Capital Studios opened in mid-December 2014, and became fully occupied during FY 15 Q2.



Capital Studios provides services to residents such as case management, matched savings accounts and income tax preparation.





## Prop 6: New Central Library

**Phase:** Construction

**Budget Estimate:** \$120 million

**Bond Funding:** \$90 million

The City is continuing its high level of coordination with the construction manager at risk, Hensel Phelps, and the project subcontractors. The concrete structure is mostly complete while the structural steel required for the project is anticipated to be delivered shortly along with the two large emergency generators to provide backup power for future facility operations. Ductwork and concrete masonry unit walls are being installed within the building, and the atrium stairs at the lower levels are being constructed.

Nearby, the paving of West Avenue, including the intersection at Second Street, is underway. Construction has started on the north and east sections of the art wall that will screen the Seaholm Electrical Substation, and the concrete

portion of the Shoal Creek bridge has been successfully placed.

The Lance Armstrong Bikeway, which was detoured to Cesar Chavez Boulevard, will now detour to the new Walter E. Seaholm Drive until summer 2016. Walter E. Seaholm Drive is located between Shoal Creek and Lamar Boulevard and connects Cesar Chavez to Third Street.

On February 12, the Austin City Council authorized to increase a contract for downloadable library materials, by \$1.5 million for a revised total amount not to exceed nearly \$4 million. Funding in the amount of \$200,000 was provided by the New Central Library Capital Budget, as the contract will allow for the growth of the virtual library collection needed for the opening of the New Central Library.

The Library is scheduled to open in November 2016.



(Above) A recent photo of the construction of the New Central Library. (Below) A photo of construction of the Second Street Bridge.

## Prop 7: Public Safety

### Municipal Court

**Phase:** Preliminary

**Budget Estimate:** N/A

**Bond Funding:** \$23 million

City staff is continuing to incorporate programming needs into an updated facilities space plan and design criteria for the Municipal Court. These efforts will address court trends, operational needs, technology, and general site, facility and security needs.

# GO Bond Program Implementation Progress

Appendix D: Example of past presentation to the Bond Oversight Committee



Bond Oversight Committee

January 28, 2015

Prepared by the Capital Planning Office

# GO Bond Goals and Milestones

## Deliver on GO Bond Program Scope, Schedule and Budget

### Scope:

Voter-approved Propositions, associated projects and ongoing departmental programs as identified in the Bond Election Voter Information Brochures

### Schedule:

2013 Bond	Substantially complete by end of FY 19
2012 Bond	Substantially complete by end of FY 18
2010 Bond	Program substantial completion achieved
2006 Bond	Substantially complete by end of FY 16

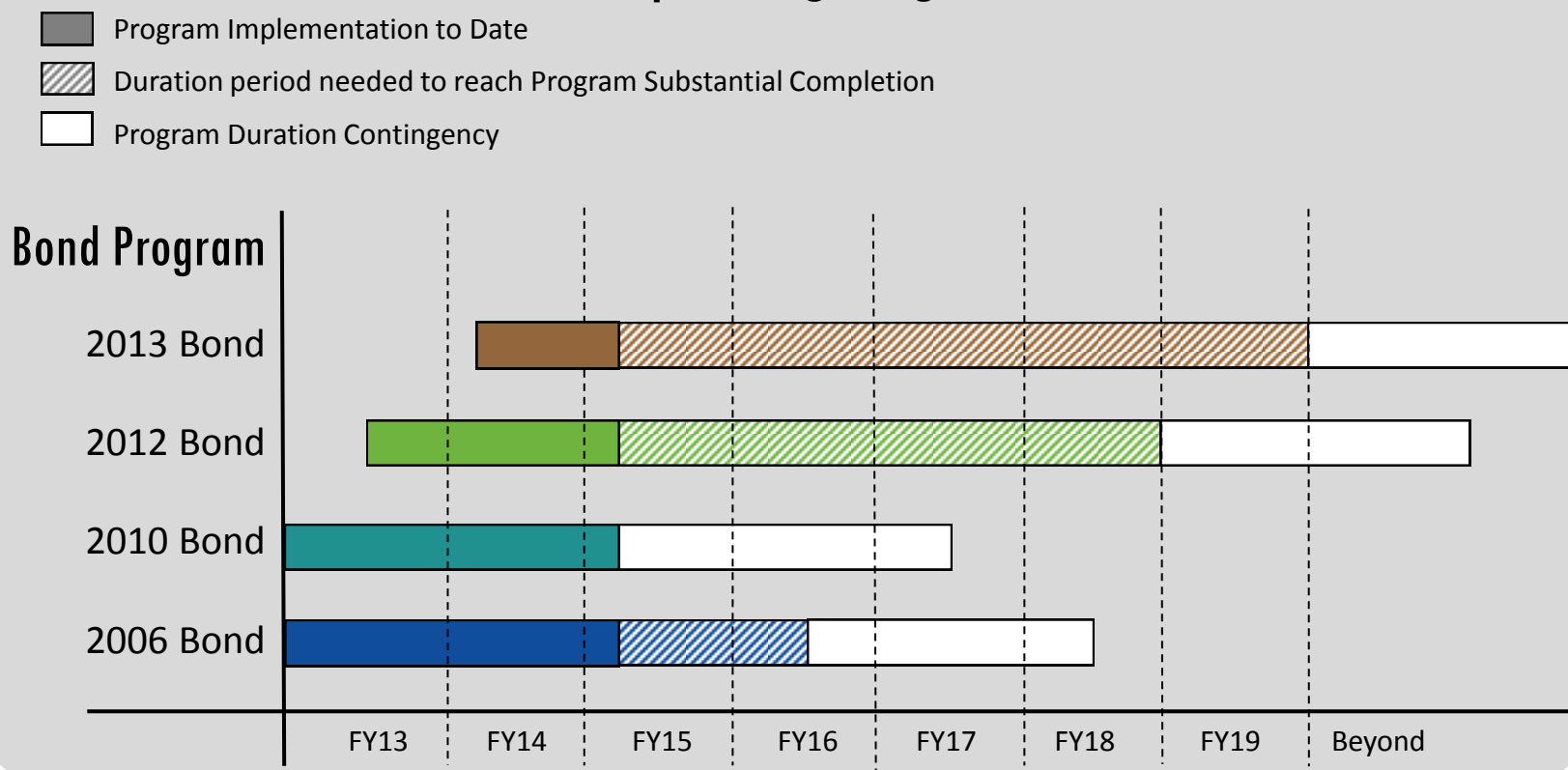
### Budget:

\$65 million
\$306 million
\$90 million
<u>\$567 million</u>
<b>TOTAL     \$1,029,048,000</b>



# GO Bond Program Sequencing

## Sequencing Diagram



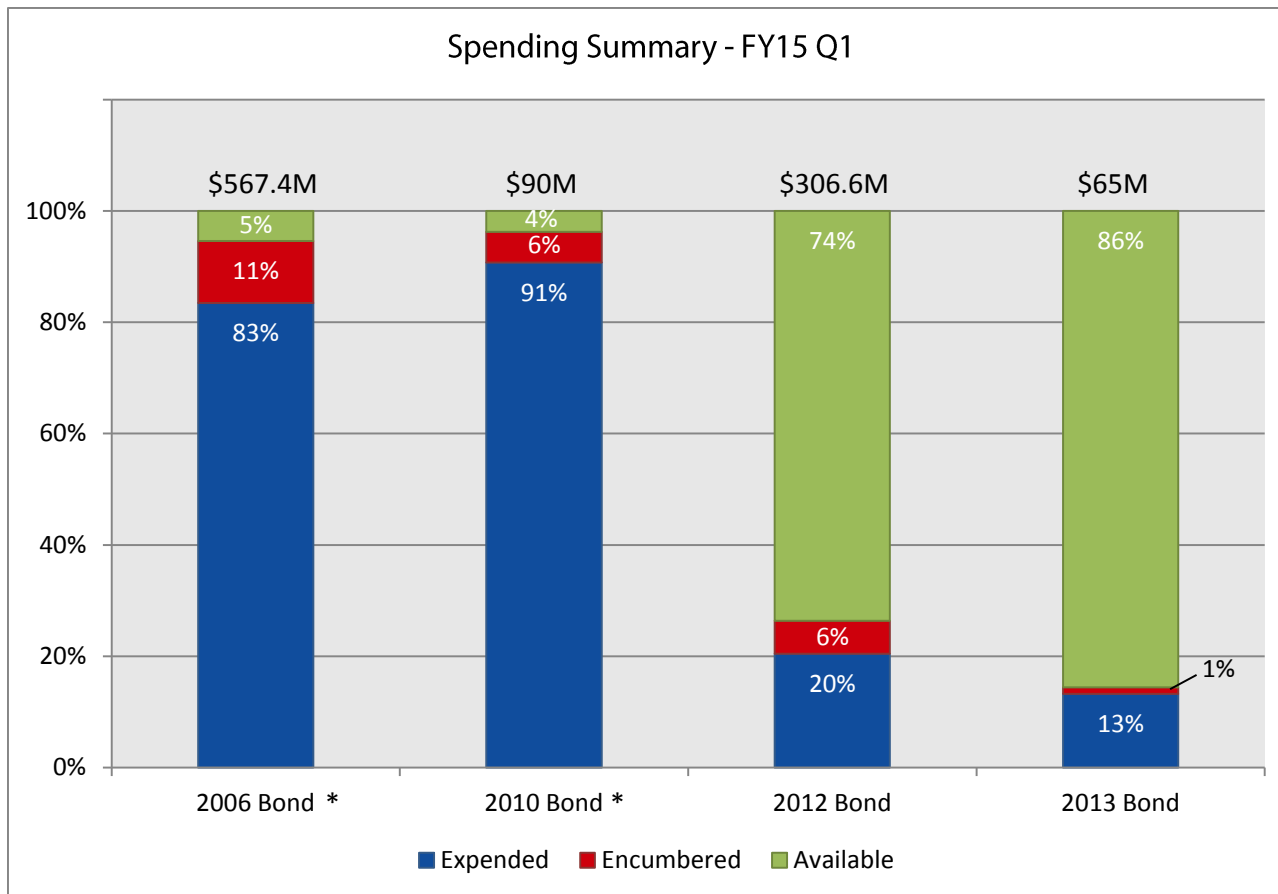
# Key Drivers for Investment

## Strategic and Ongoing Infrastructure System Needs

- ▶ **Urgent Needs:** Safety, legal, service imperative
- ▶ **Capital Renewal:** Rehabilitation, replace existing assets
- ▶ **Service Demands:** New capacity to meet growing population and demands, changes in best practice
- ▶ **Policy Priorities:** Council approved priorities, direction
- ▶ **Planning Priorities:** Imagine Austin, small area plans, regional plans

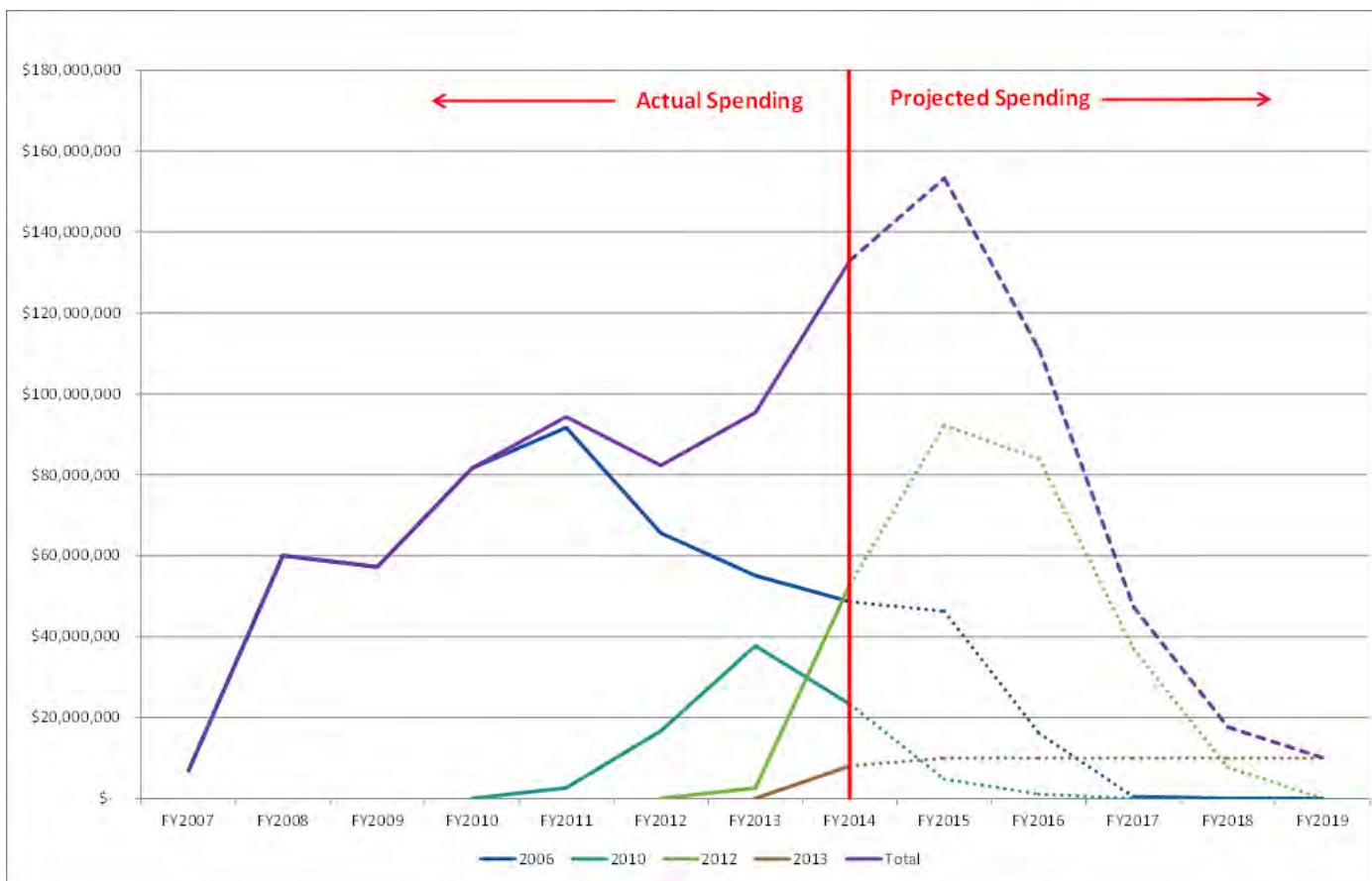
# Current Spending Summary

## Bond Funds Expended, Encumbered, Available



# Annual Performance Update

## Past and Projected GO Bond Spending

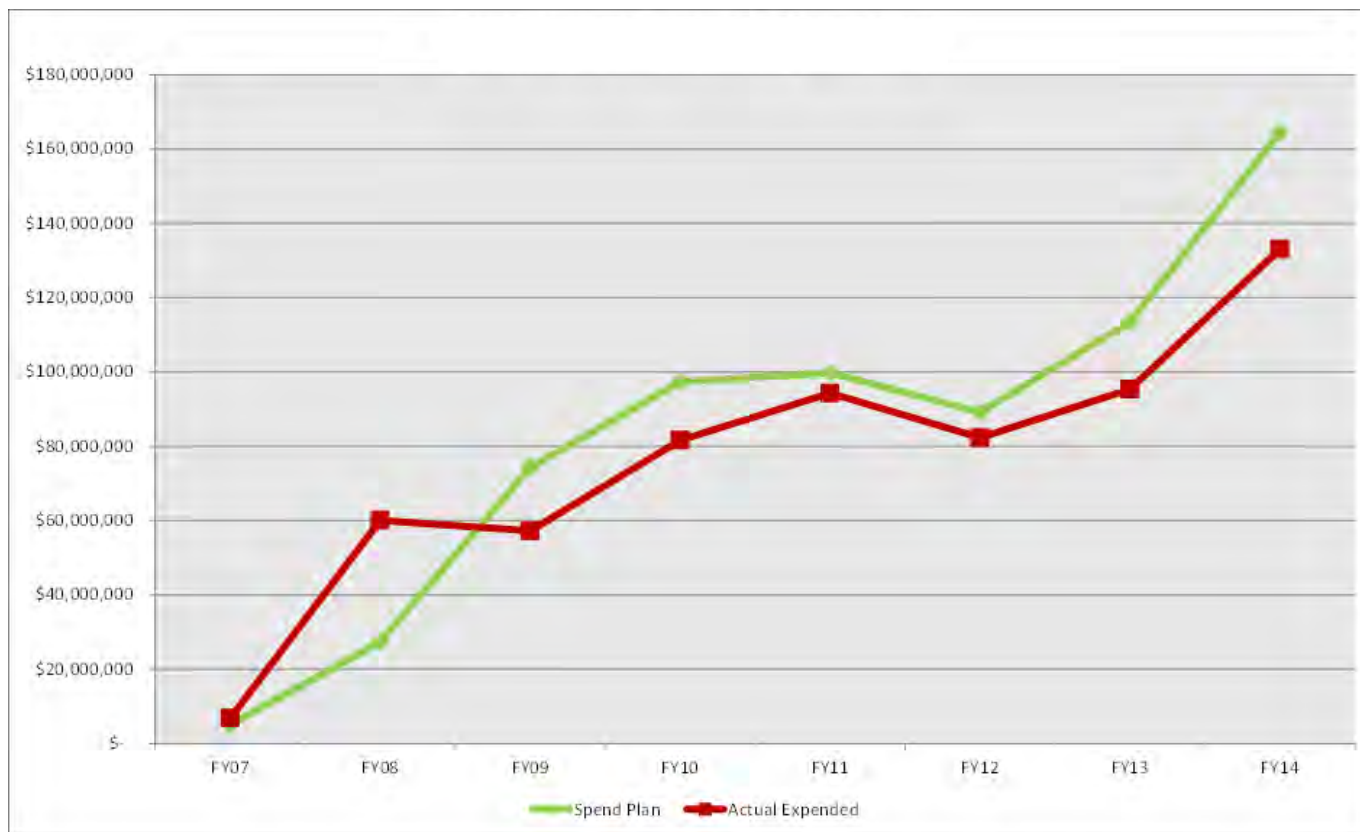


This chart shows past and projected spending of GO bond programs within the five-year CIP horizon.



# Annual Performance Update

## Planned vs. Actual GO Bond Expenditures



This chart shows the amount of funds the City plans on spending in the financial system compared with the amount expended each fiscal year for bond programs.

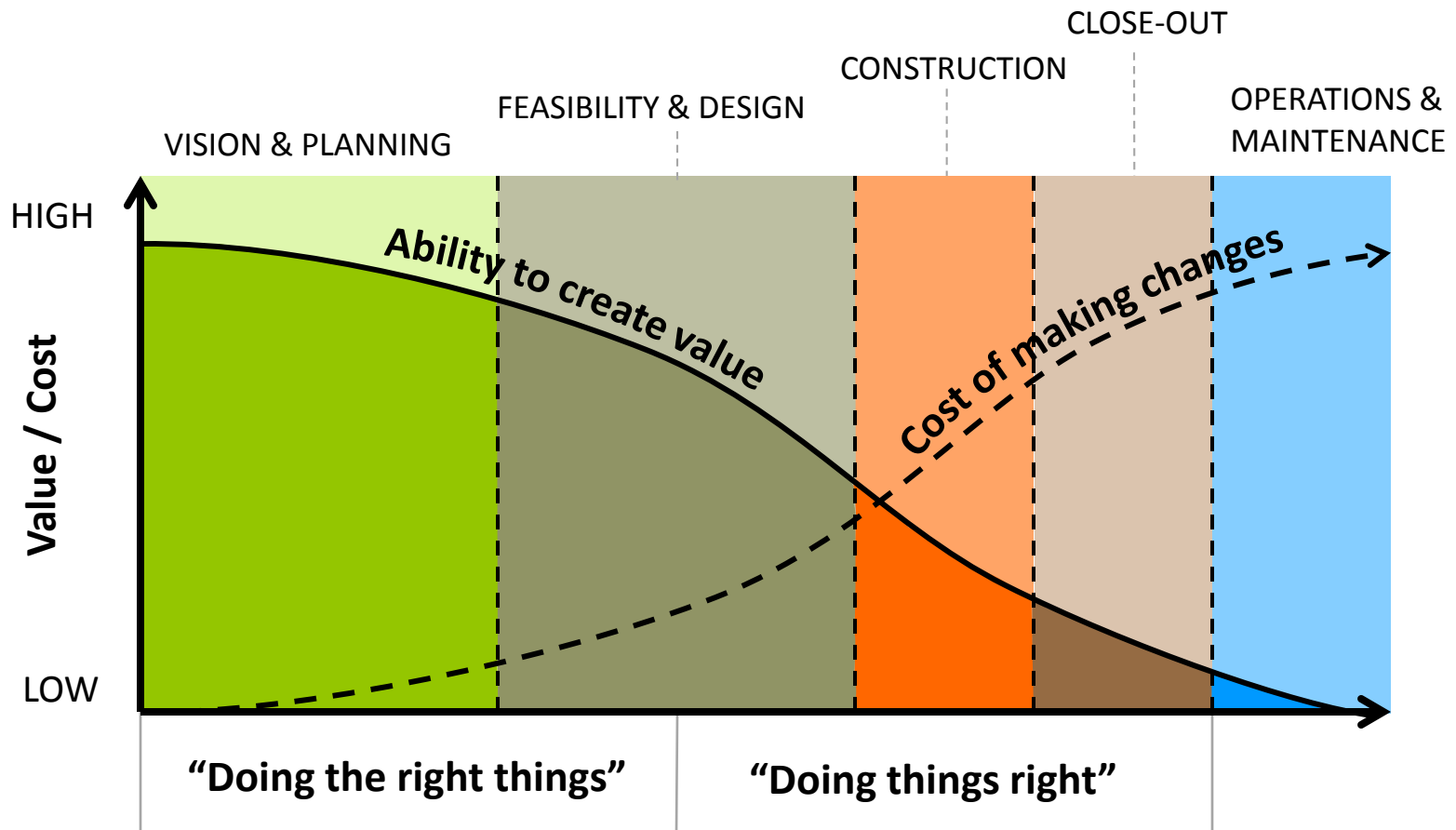
# Factors Effecting Implementation

Factors include but are not limited to:

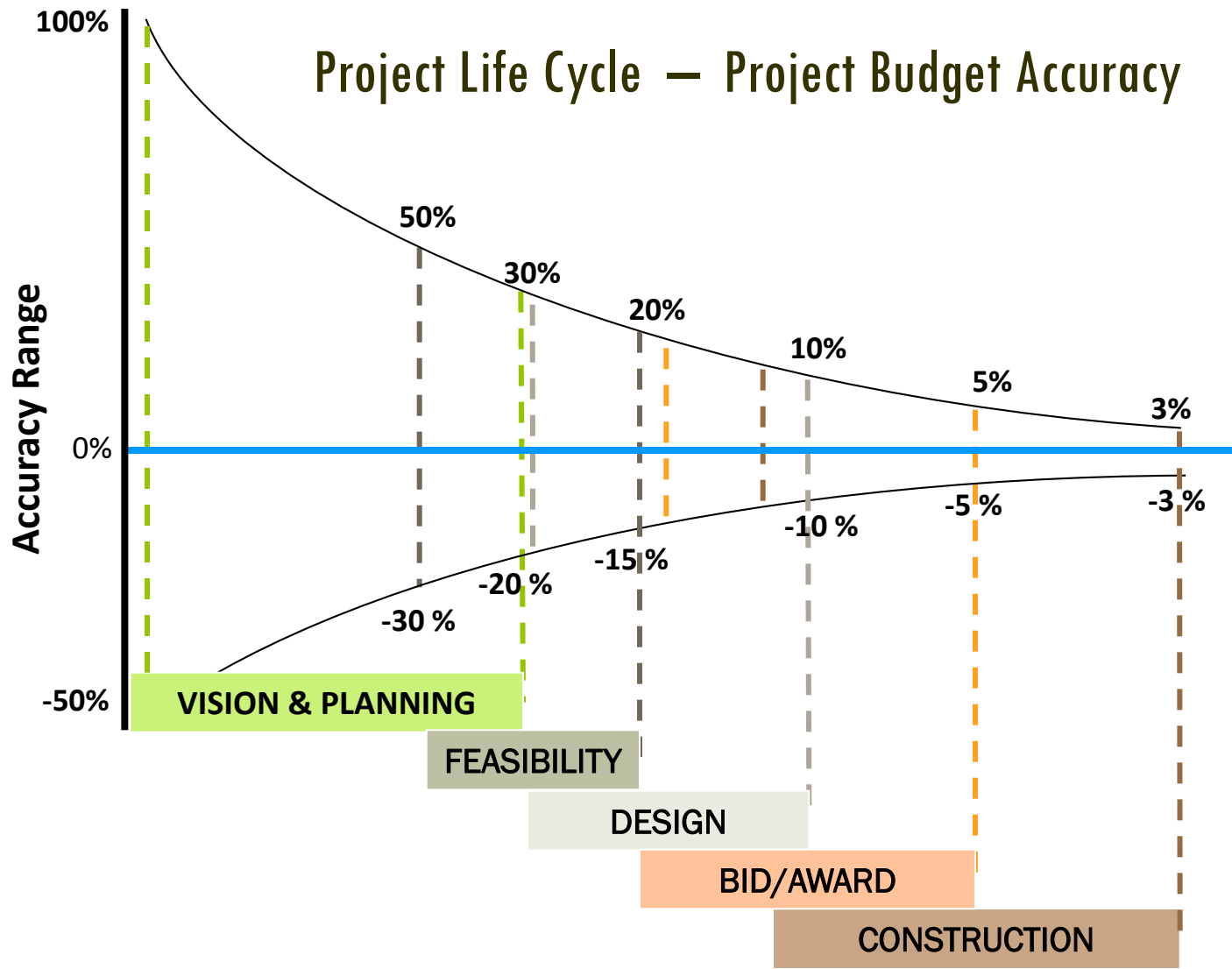
- ▶ **Economy and Market Conditions:** Materials and construction pricing is on the rise and could affect project budgets. With a strong local market, competition for resources may also increase prices and/or result in fewer bidders on individual projects due to the quantity of work available in the metro area.
- ▶ **Community Priorities:** Because bond programs are implemented over multiple years, flexibility is required in the implementation of ongoing programs, such as sidewalks and building renovations, to accommodate changing priorities.
- ▶ **Unforeseen Conditions:** The City may discover previously unknown conditions at a site or building that may require adjustments to the projects scope, design or construction and usually increase the amount of time and budget required to deliver a project.

# Realities of Implementation

## Project Life Cycle — Value vs. Cost



# Realities of Implementation



# 2013 Affordable Housing Bond

\$65,000,000  
approved by voters



**Goal:**  
Achieve program  
substantial completion,  
90% of voter-approved  
funding expended, by  
FY 19

## 2013 Affordable Housing Bond Program

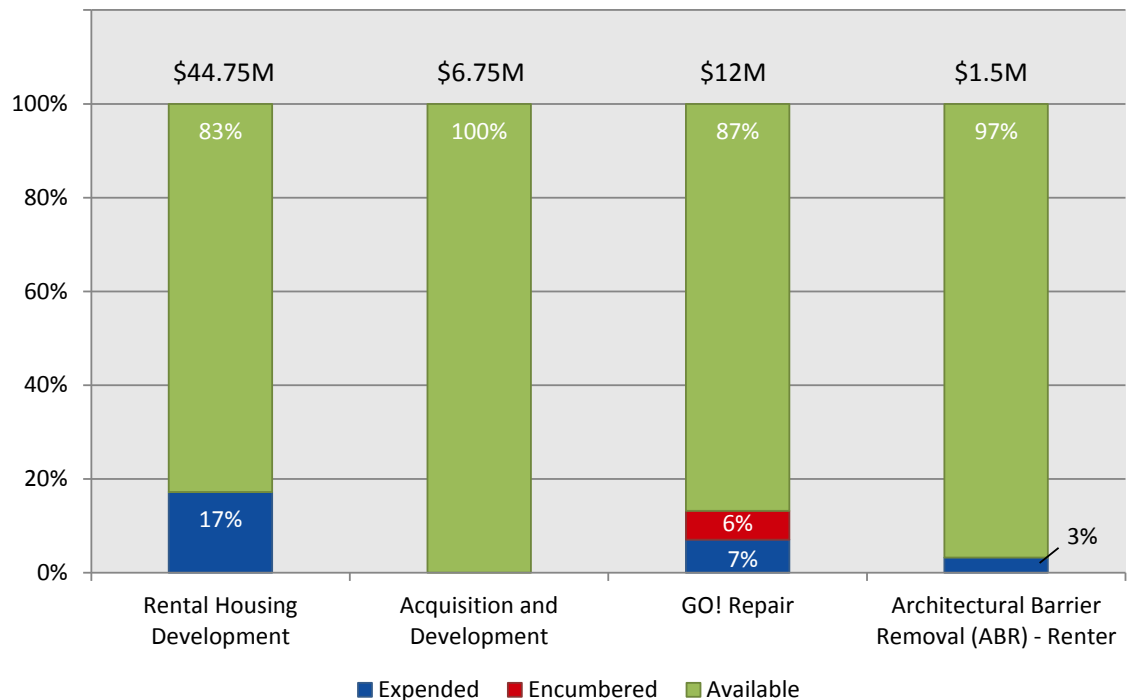
Rental Housing Development

Acquisition and Development

GO! Repair

Architectural Barrier Removal (ABR) - Renter

Spending Summary - FY15 Q1



This chart shows the current spending status of each category in the 2013 Affordable Housing Bond Program.



# 2012 Bond Program

\$306,648,000  
approved by voters



**Goal:**  
Achieve program  
substantial completion,  
90% of voter-approved  
funding expended, by  
FY 18

## 2012 Bond Program

Prop 12: Transportation and Mobility

Prop 13: Open Space and Watershed  
Protection

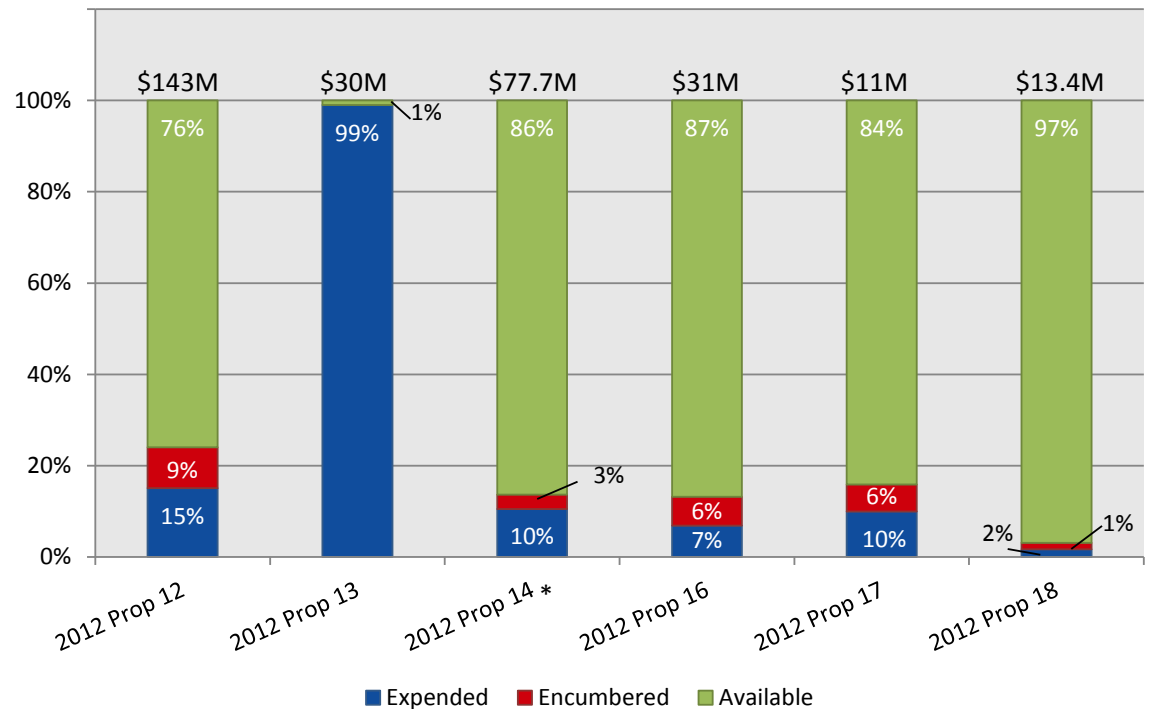
Prop 14: Parks and Recreation

Prop 16: Public Safety

Prop 17: Health and Human Services

Prop 18: Library, Museum and Cultural Arts  
Facilities

Spending Summary - FY15 Q1



This chart shows the current spending status of each Proposition in the 2012 Bond Program.

# 2010 Mobility Bond

\$90,000,000  
approved by voters



**Goal:**  
Achieve program  
substantial completion,  
90% of voter-approved  
funding expended, by  
FY 16

## 2010 Mobility Bond Program

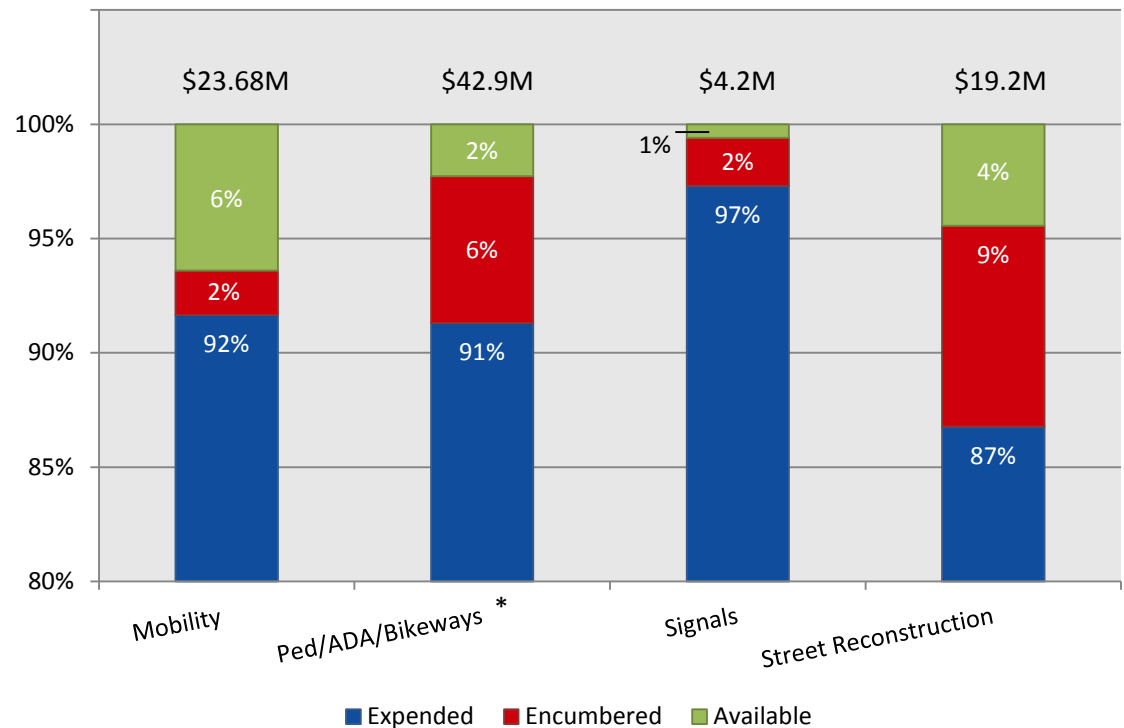
Mobility Priority

Pedestrian/ADA /Bikeways

Signals

Street Reconstruction

Spending Summary - FY15 Q1



This chart shows the current spending status of each category in the 2010 Mobility Bond Program.

# 2006 Bond Program

\$567,400,000  
approved by voters



**Goal:**  
Achieve program  
substantial completion,  
90% of voter-approved  
funding expended, by  
FY 16

## 2006 Bond Program

Prop 1: Transportation

Prop 2: Drainage and Open Space

Prop 3: Parks

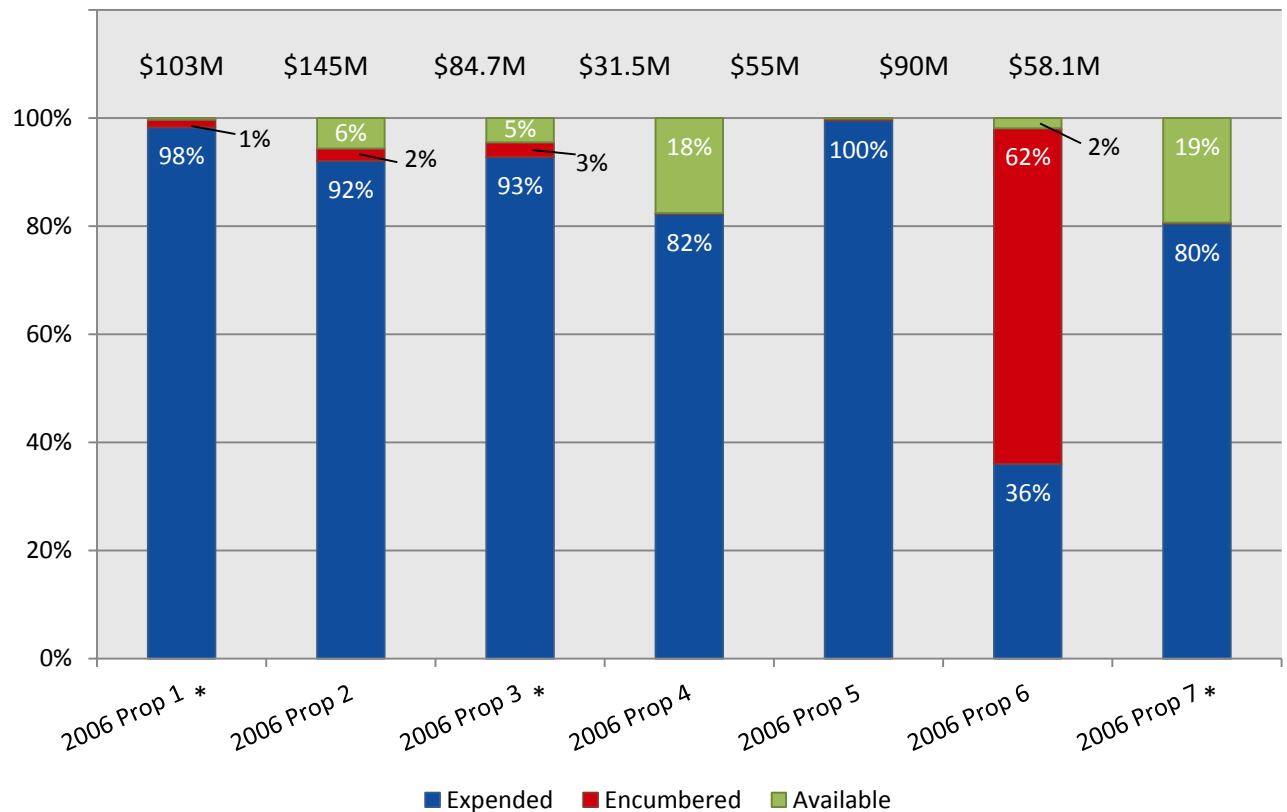
Prop 4: Community and Cultural Facilities

Prop 5: Affordable Housing

Prop 6: New Central Library

Prop 7: Public Safety Facilities

Spending Summary - FY15 Q1



This chart shows the current spending status of each Proposition in the 2006 Bond Program.

# Communications and Reporting

## Key goals to ensure effective communication of the Bond Programs:

- Maintain **enhanced reporting, communications and transparency** during implementation
- Provide opportunities for **stakeholder input, feedback**
- **CIVIC** - online Mapping tool for G.O. bond projects
- **Vendor sessions** to discuss upcoming opportunities
- Improved **avenues for communication** with public

# Resources

[www.austintexas.gov/CIP](http://www.austintexas.gov/CIP)

Capital Planning Office information portal

[www.austintexas.gov/CIVIC](http://www.austintexas.gov/CIVIC)

CIP project map viewer (CIVIC)

[www.austintexas.gov/strategicplan](http://www.austintexas.gov/strategicplan)

Long-Range CIP Strategic Plan

[www.austintexas.gov/notes](http://www.austintexas.gov/notes)

Sign up for news from the  
Capital Planning Office, PARD, HHSD  
and more



## APPENDIX E: 2012 Bond Case Study

A case study of the information provided prior to the 2012 bond election and subsequent monitoring and reporting provides insight into processes the City has established to ensure it meets voter expectations. During City Council meetings in August 2012, Council members modified the recommended list of programs and projects from Staff and the Bond Election Advisory Task Force to reach a desired total bond package funding level that they wanted to put before the voters. This agreed-upon list of programs and projects from the Council discussion was used as the basis for determining the funding amounts for each proposition.

Council approved an ordinance calling for a bond election and setting the ballot language and amounts for each proposition. Following Council action, the ordinance and the associated list of projects and programs and their cost estimates from Council discussions was provided to the public and media upon request (Appendix F).

Staff used the list of programs and projects from the Council discussions to create a 2012 Bond Voter Information Brochure for inclusion on the City's website and distribution prior to the November bond election. This provided clear information to the voters about the ballot language and what types of CIP programs and projects would be funded if each proposition was approved.

The bond package also had flexibility built into it in order to be able respond to changing conditions as projects are implemented over the duration of the bond program. This was necessary because different projects and program needs were in different stages of project readiness at the time City Council called for the bond election. New information affecting the timeframe and viability of projects is often discovered as projects move through different phases of implementation over time. Flexibility was built into the bond program and information provided to the voters in several ways:

- The bond package included "bucket" funding for ongoing programs, such as the sidewalks program and street reconstruction program. Specific projects for the ongoing programs are selected through existing prioritization processes based on technical assessment of need and guided by asset master plans, such as the Sidewalk Master Plan.
- In some cases funding was identified for only preliminary or design phases of some projects, with the acknowledgement that future investment would be needed for construction. An example is the funding for preliminary engineering for South Lamar Blvd as part of the "Design of New Projects" funding.
- The Bond Brochure included the language "may include but are not limited to the following" when presenting the programs and projects in order to allow for flexibility if conditions delay implementation of some projects.
- Cost estimates included contingencies based on the project phase.

Following the bond election, Capital Planning Office staff used the list of programs and projects from the Council discussions to lead multi-departmental implementation planning. This included setting program and project spending plans and bond program goals and metrics for spend out of the bond propositions over the anticipated 6-year timeframe of the bond. It also included a change management process should some projects need to adjust due to changing conditions discovered.

Departments update their CIP program and project spending plans annually as part of the City's Five-year CIP Plan update. The Capital Planning Office uses this information and other monitoring efforts to provide regular bond program reports with project updates and spending details to the Bond Oversight

## APPENDIX E: 2012 Bond Case Study

Committee and the public. The Bond Oversight Committee was established to ensure efficiency, equity, timeliness and accountability in the implementation of the 2006, 2010 and 2012 bond programs as well as all future bond programs. An online map viewer, on the Capital Improvements Visualization, Information & Communication (CIVIC) website provides further transparency by geographically locating current projects funded in whole or in part by bond programs from 2013, 2012, 2010, 2006 and earlier.

<b>Projects and Programs (may include but are not limited to the following)*</b>	<b>8/17/12 Summary</b>
<b>TOTAL</b>	<b>\$384,948,000</b>
51st Street Vision Plan Improvements	\$3,500,000
ADA Accessible Fishing Pier	\$150,000
Ambulance Truck Bay Expansion	\$3,788,000
Arterial Congestion & Crash Risk Mitigation	\$8,000,000
Austin History Center Interior & Exterior Improvements	\$1,168,000
Austin Studios Expansion	\$5,400,000
Betty Dunkerley Campus -- Infrastructure Improvements	\$1,923,000
Bicycle, Urban Trail & Grant Match Projects	\$6,000,000
Building Renovations	\$1,500,000
Cemetery Renovations	\$2,000,000
Cepeda Branch Library Renovation Project	\$684,000
City Wide Bikeways	\$1,500,000
City Wide Sidewalks, Ramps, Curbs and Gutters	\$25,000,000
Colony Park - Street and Utility Infrastructure	\$1,500,000
Design of New Projects (may include but are not limited to Congress Ave. and S. Lamar Blvd.)	\$4,000,000
District Parks - Improvements and Renovations	\$3,000,000
Dougherty Arts Center - Co-developed Facility	\$4,000,000
Downtown Squares	\$1,000,000
Elisabet Ney Museum - Restoration of Building and Landscape	\$1,250,000
Emmett Shelton Bridge on Red Bud Trail (Red Bud Island)	\$3,000,000
Fire Station - Onion Creek	\$9,363,000
Fire Stations Driveway Replacements	\$2,581,000
Greenbelts and Preserves - Improvements and Renovations	\$2,000,000
Harold Court Facility	\$11,077,000
Housing Affordability	\$76,800,000
IH-35 Improvements	\$15,000,000
Land Acquisitions	\$4,000,000
Local Area Traffic Management (LATM) Projects	\$3,000,000
Metropolitan Parks - Improvements and Renovations	\$8,250,000
Milwood Branch Library Renovation	\$1,066,000
Minor Bridges, Culverts and Structures	\$1,700,000
Montopolis Neighborhood Park - Community Building (HHS)	\$3,720,000
Montopolis Neighborhood Park - Community Building (PARD)	\$11,780,000
MoPAC Bicycle Bridge at Barton Creek Phase 1 and 2	\$4,000,000
MoPAC Improvements	\$3,000,000
Mounted Patrol Facility	\$3,665,000
N. Lamar Blvd & Burnet Road Corridor Improvements	\$15,000,000
Neighborhood Parks - Improvements and Renovations	\$3,000,000
Neighborhood Partnering Program	\$1,200,000
Neighborhood Plan Parks Improvements and Open Space Program	\$7,000,000
North West Substation	\$5,833,000
Open Space Acquisition	\$30,000,000

## Summary of August 17, 2012 Council Discussion

<b>Projects and Programs (may include but are not limited to the following)*</b>	<b>8/17/12 Summary</b>
Park Patrol Facility	\$2,000,000
Parking Lot Expansion for Montopolis Neighborhood Center & Far South Clinic	\$906,000
Pleasant Hill Branch Library Roof Replacement and HVAC Upgrade	\$1,234,000
Pleasant Valley Drill Tower - Repair & Renovation	\$819,000
Pocket Parks - Improvements and Renovations	\$1,000,000
Recreation Facilities	\$10,000,000
Renovation of Will Hampton Branch Library at Oak Hill	\$1,340,000
Riverside Dr Corridor Improvements	\$1,000,000
Rutherford Lane Renovations (part 1)	\$969,000
Rutherford Lane Renovations (part 2)	\$758,000
Shaw Ln Drill Field and Drill Towers - Repair & Renovation	\$1,185,000
Sir Swante Palm Neighborhood Park - Phase 1 Park Improvements	\$1,500,000
Street Reconstruction Program	\$35,322,000
University Hills Branch Library Parking Lot Expansion	\$1,022,000
Violet Crown Trail	\$2,000,000
Waller Creek & Trail Improvements	\$10,000,000
Waterloo Neighborhood Park - Phase I Park Improvements	\$1,500,000
Windsor Park Branch Library Renovation Project	\$439,000
Women & Children's Shelter (Council Proposal)	\$2,000,000
Women & Children's Shelter Repairs	\$1,841,000
Women's Locker Room Additions Phase 5 - #5,7,22,24,26,27	\$876,000
Yarborough Branch Library Renovation Project	\$592,000
Zaragoza Warehouse Fire Sprinkler Upgrade	\$497,000
Zilker Metropolitan Park - Barton Springs Bathhouse Renovation	\$2,000,000
Zilker Metropolitan Park - Maintenance Barn Replacement	\$2,750,000

\* These projects were part of the discussion during Council approval of the bond propositions to place on the November 6, 2012 ballot. This list represents the City's planned use of bond funding, if the propositions are approved by voters. However, during implementation of the bond program, circumstances could delay or prohibit a project on this list from moving forward. The propositions approved by voters would allow flexibility to apply bond funding to other projects meeting the public purpose of the proposition.