







Austin Animal Center Monthly Report October 2015

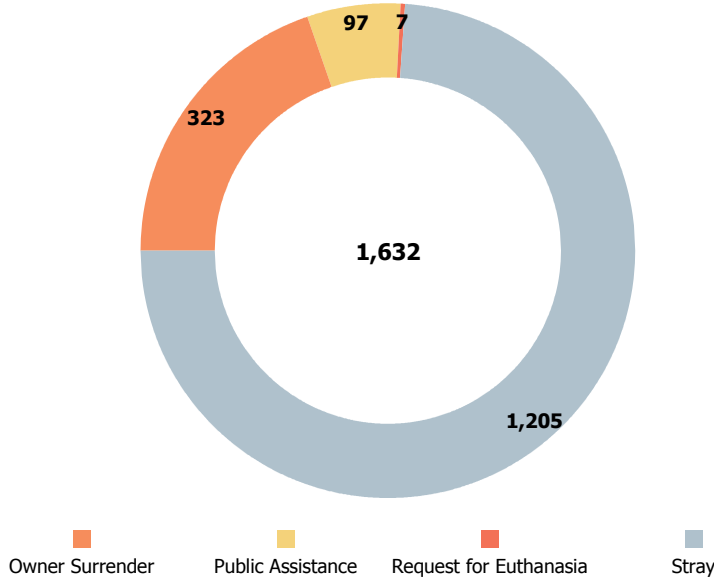


Fiscal Year 2015

Austin Animal Center October 2015 Intakes


	 Neonatal Kitten	 Kitten	 Adult Cat	 Neonatal Puppy	 Puppy	 Adult Dog	Total
Owner Surrender	14	88	67	0	42	112	323
Public Assistance	1	4	8	0	14	70	97
Request for Euthanasia	0	0	2	0	0	5	7
Stray	229	201	164	5	148	458	1,205
Total	244	293	241	5	204	645	1,632

Intakes by Intake Type





Age Breakdown



Neonatal

  under 6 weeks old

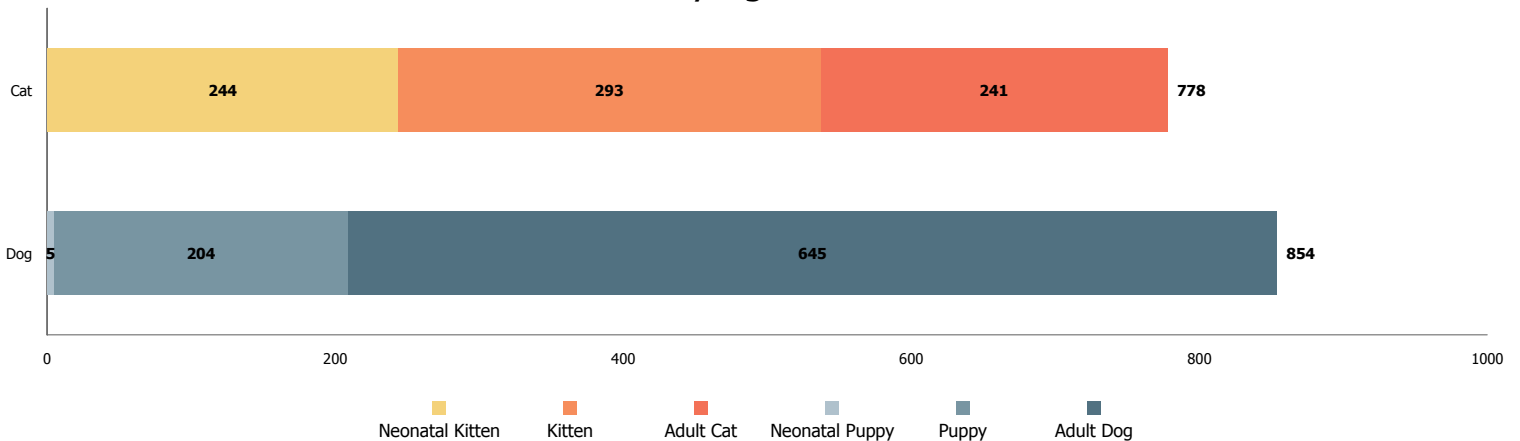
Kitten/Puppy

  6 weeks to under 1 year old

Adult

  at least 1 year old

Intakes by Age Breakdown

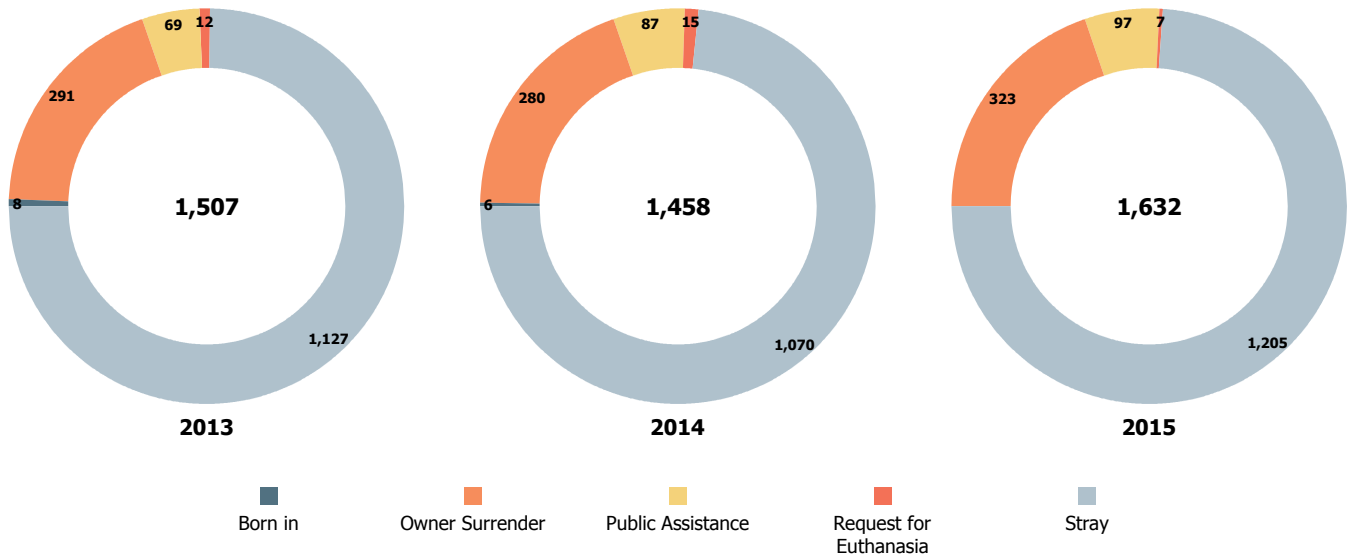


Austin Animal Center October 2013 to 2015 Intakes

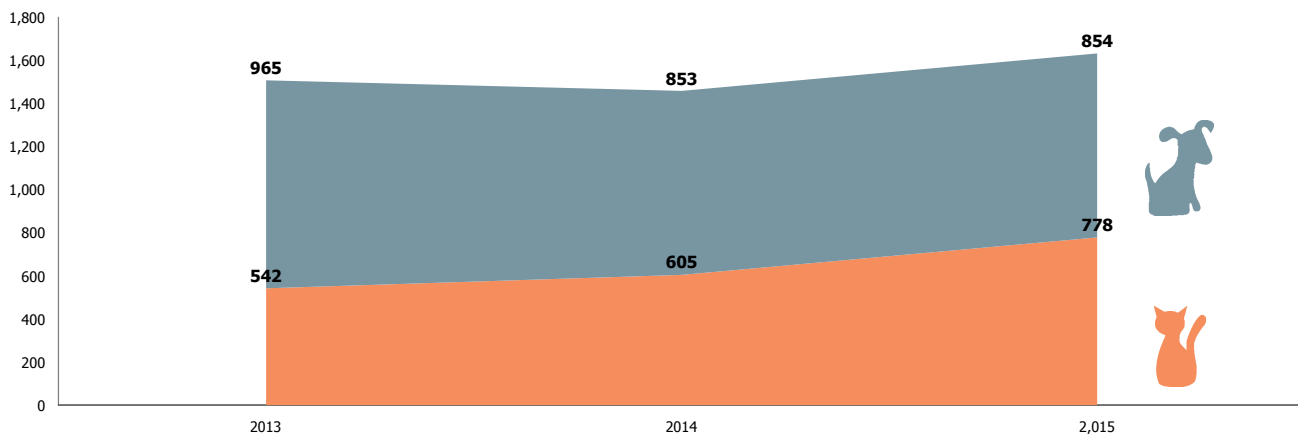


	2013			2014			2015		
	Cat	Dog	Total	Cat	Dog	Total	Cat	Dog	Total
Born in	0	8	8	0	6	6	0	0	0
Owner Surrender	117	174	291	126	154	280	169	154	323
Public Assistance	3	66	69	12	75	87	13	84	97
Request for Euthanasia	3	9	12	3	12	15	2	5	7
Stray	419	708	1,127	464	606	1,070	594	611	1,205
Total	542	965	1,507	605	853	1,458	778	854	1,632

Yearly October Intakes by Intake Type



Yearly October Intakes by Animal Type

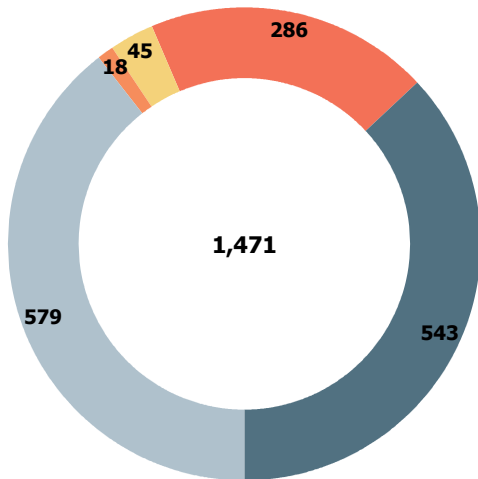


Austin Animal Center October 2015 Outcomes



	Neonatal Kitten	Kitten	Adult Cat	Puppy	Adult Dog	Total
Adoption	0	188	53	96	242	579
Deceased	6	6	5	0	1	18
Humane Euthanasia	5	8	16	2	14	45
RTO	0	2	27	28	229	286
Transfer	89	146	134	62	112	543
Total	100	350	235	188	598	1,471

Outcomes by Outcome Type



Age Breakdown

Neonatal

under 6 weeks old

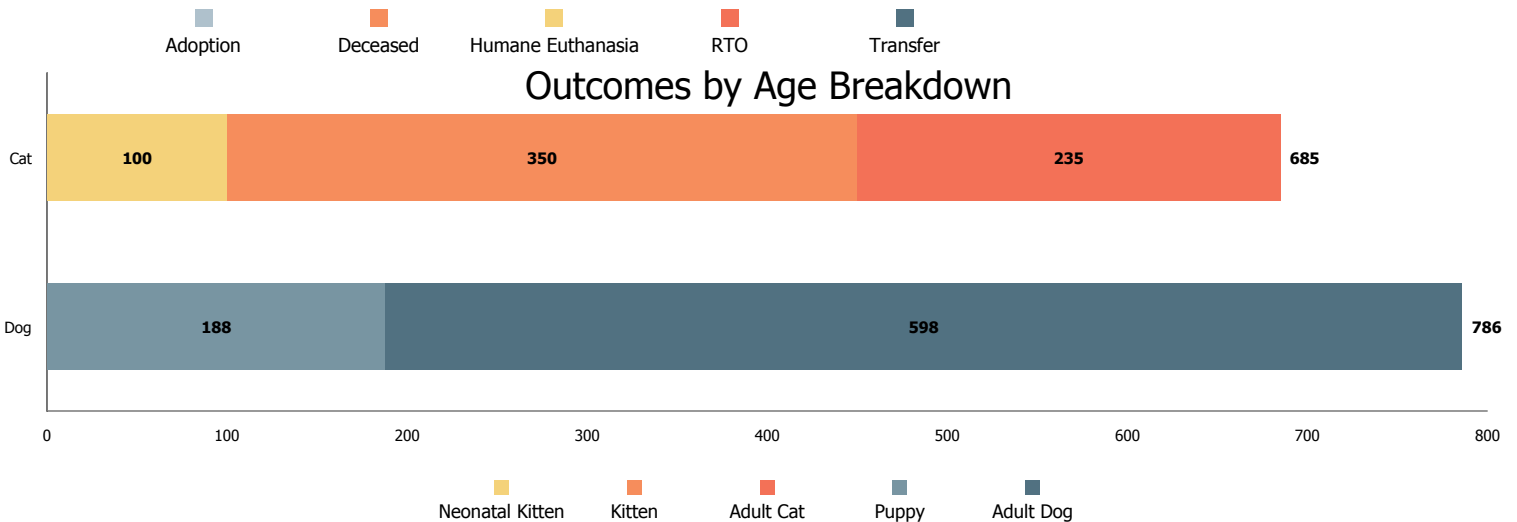
Kitten/Puppy

6 weeks to under 1 year old

Adult

at least 1 year old

Outcomes by Age Breakdown

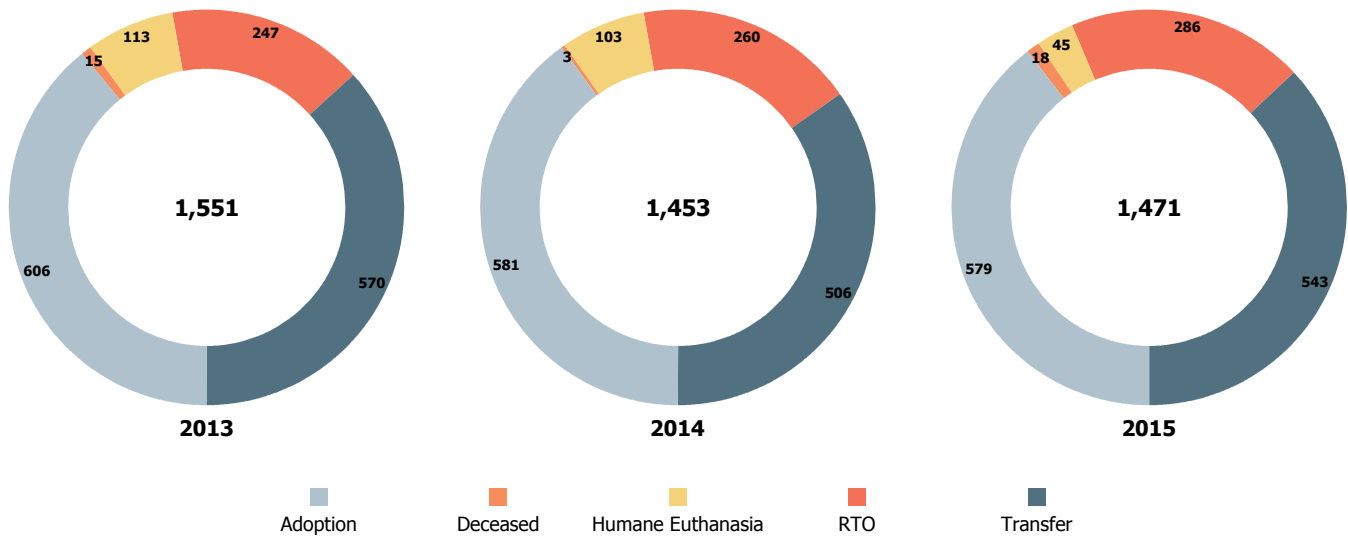


Austin Animal Center October 2013 to 2015 Outcomes

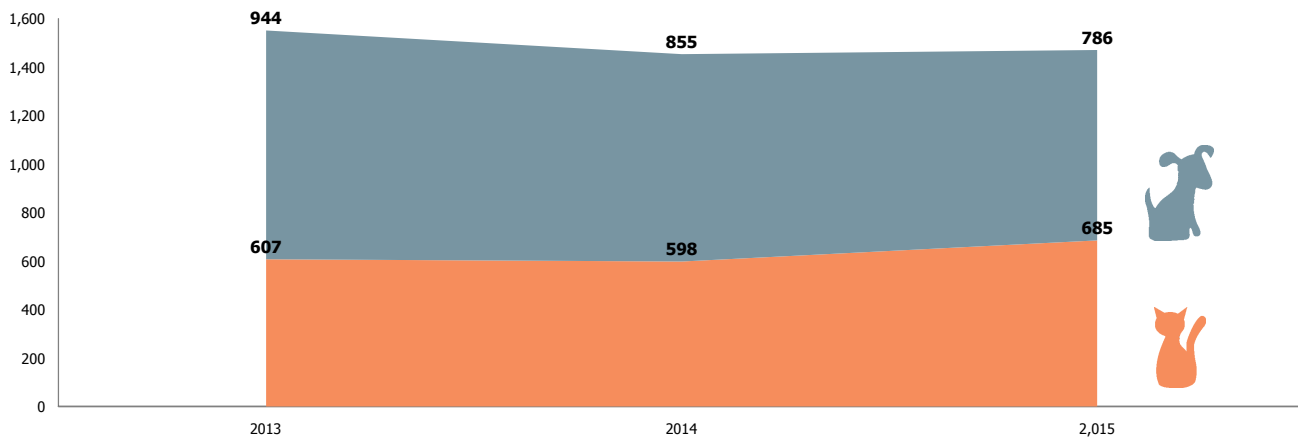


	2013			2014			2015		
	Cat	Dog	Total	Cat	Dog	Total	Cat	Dog	Total
Adoption	241	365	606	227	354	581	241	338	579
Deceased	11	4	15	3	0	3	17	1	18
Humane Euthanasia	43	70	113	38	65	103	29	16	45
RTO	14	233	247	29	231	260	29	257	286
Transfer	298	272	570	301	205	506	369	174	543
Total	607	944	1,551	598	855	1,453	685	786	1,471

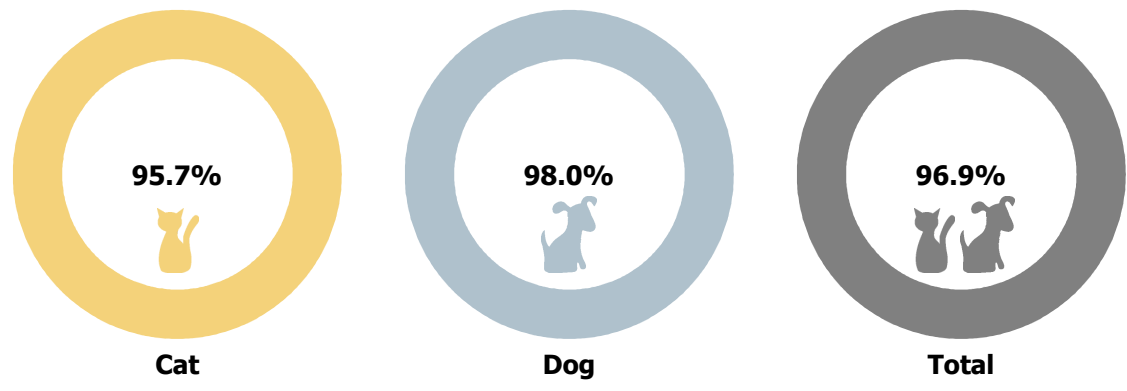
Yearly October Outcomes by Outcome Type



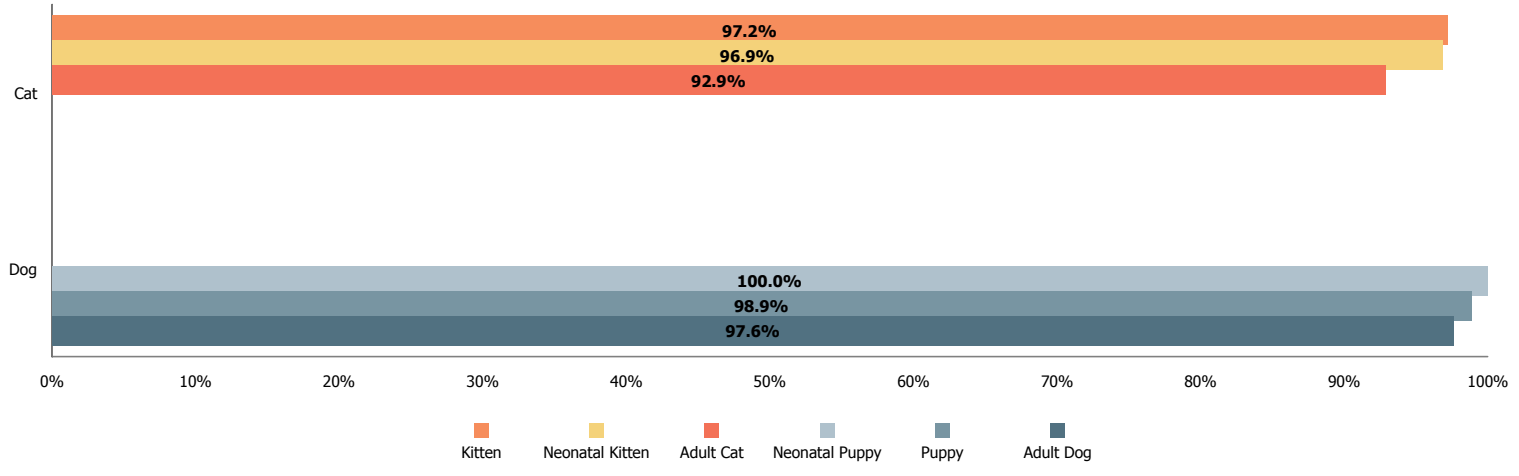
Yearly October Outcomes by Animal Type



Total Live Release Rates



Live Release Rates by Age Breakdown



Yearly October Live Release Rates Compared

