







Austin Animal Center Monthly Report November 2015

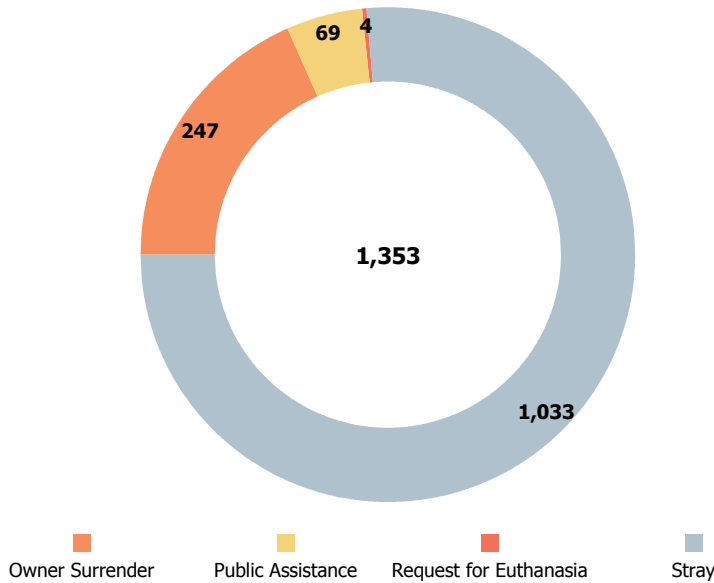


Fiscal Year 2015

Austin Animal Center November 2015 Intakes

	 Neonatal Kitten	 Kitten	 Adult Cat	 Neonatal Puppy	 Puppy	 Adult Dog	Total
Owner Surrender	0	76	43	1	38	89	247
Public Assistance	1	0	3	0	5	60	69
Request for Euthanasia	0	0	2	0	1	1	4
Stray	90	159	114	26	148	496	1,033
Total	91	235	162	27	192	646	1,353

Intakes by Intake Type





Age Breakdown



Neonatal

  under 6 weeks old

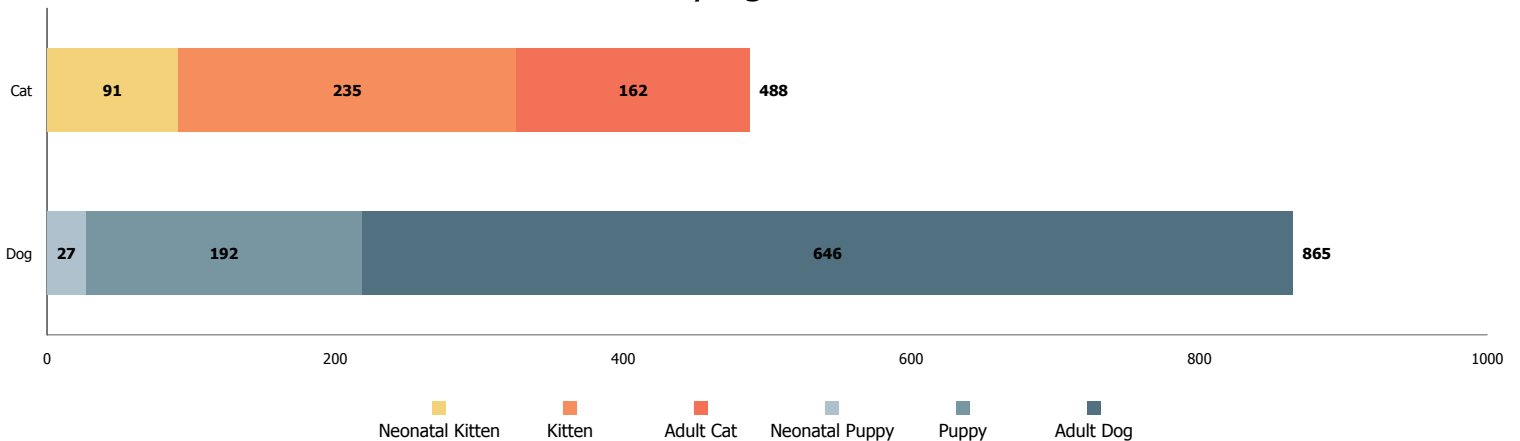
Kitten/Puppy

  6 weeks to under 1 year old

Adult

  at least 1 year old

Intakes by Age Breakdown

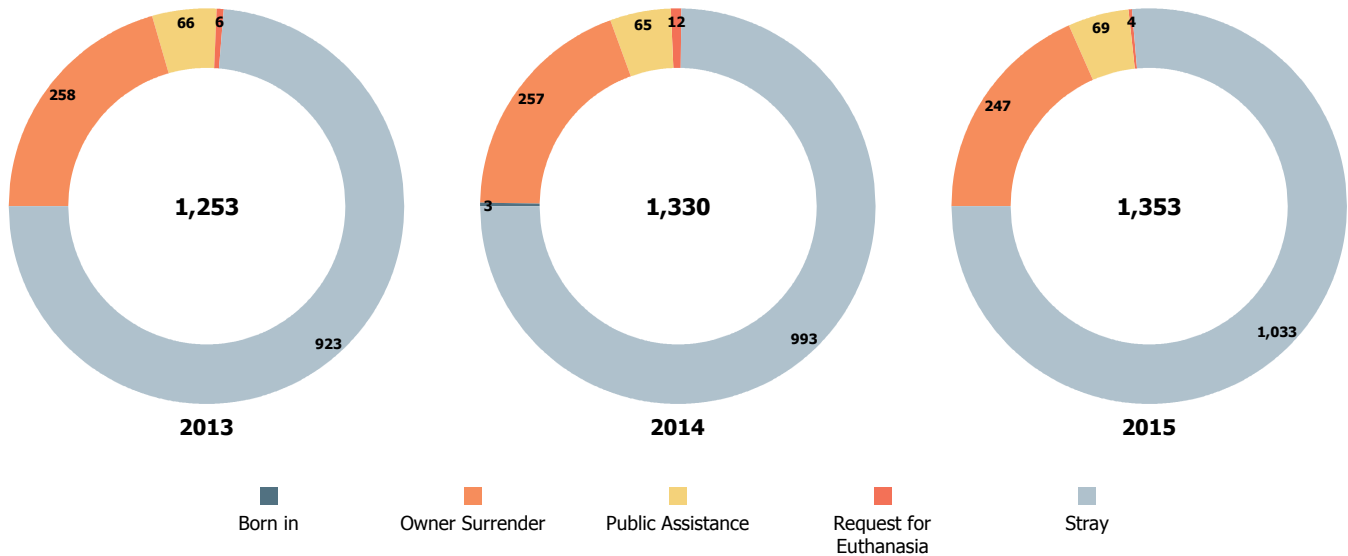


Austin Animal Center November 2013 to 2015 Intakes

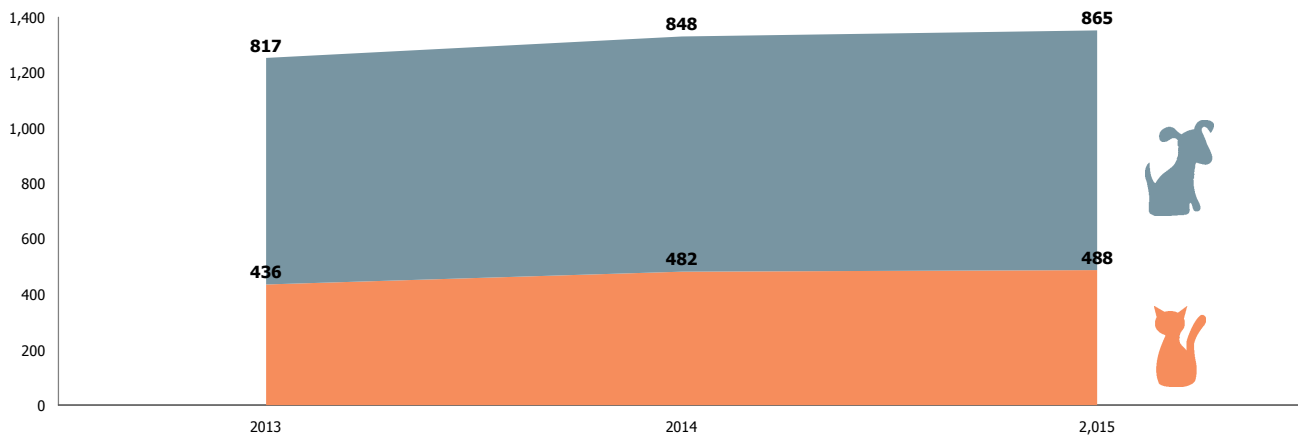


	2013			2014			2015		
	Cat	Dog	Total	Cat	Dog	Total	Cat	Dog	Total
Born in	0	0	0	0	3	3	0	0	0
Owner Surrender	101	157	258	97	160	257	119	128	247
Public Assistance	18	48	66	5	60	65	4	65	69
Request for Euthanasia	5	1	6	3	9	12	2	2	4
Stray	312	611	923	377	616	993	363	670	1,033
Total	436	817	1,253	482	848	1,330	488	865	1,353

Yearly November Intakes by Intake Type



Yearly November Intakes by Animal Type

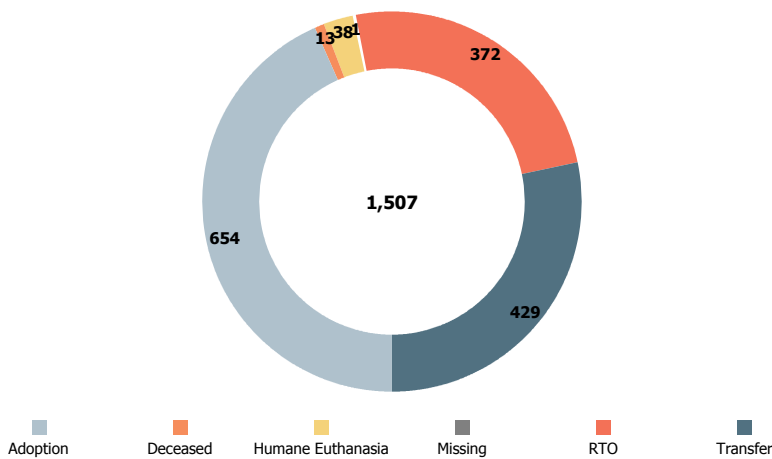


Austin Animal Center November 2015 Outcomes



	Neonatal Kitten	Kitten	Adult Cat	Neonatal Puppy	Puppy	Adult Dog	Total
Adoption	0	273	48	0	107	226	654
Deceased	4	6	1	0	2	0	13
Humane Euthanasia	3	7	12	0	2	14	38
Missing	0	1	0	0	0	0	1
RTO	0	4	28	0	46	294	372
Transfer	39	108	89	9	51	133	429
Total	46	399	178	9	208	667	1,507

Outcomes by Outcome Type



Age Breakdown

Neonatal

under 6 weeks old

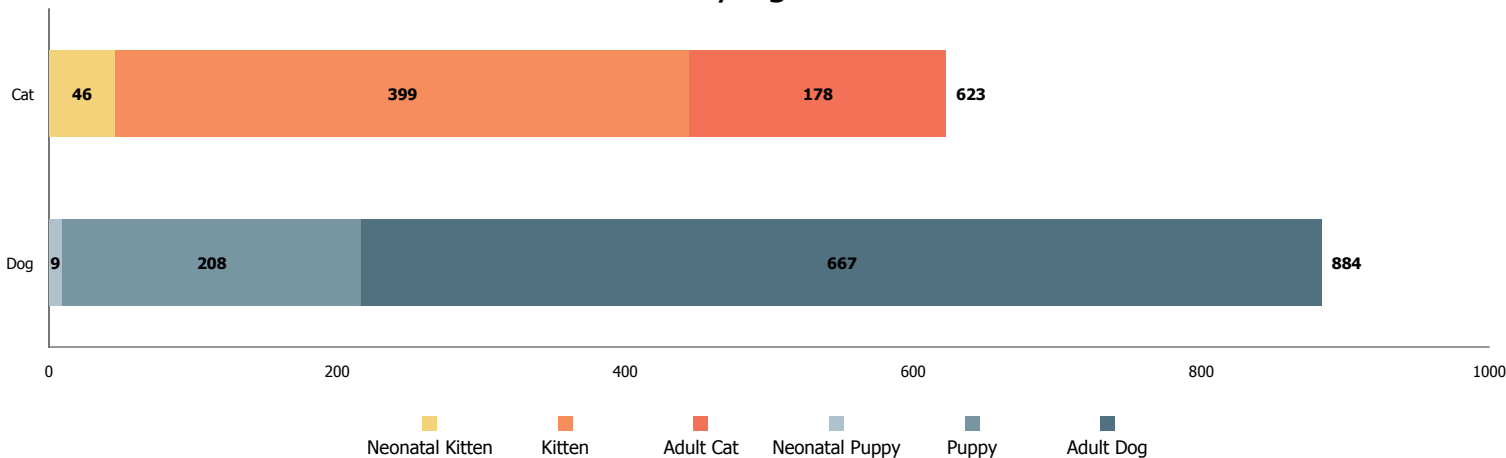
Kitten/Puppy

6 weeks to under 1 year old

Adult

at least 1 year old

Outcomes by Age Breakdown

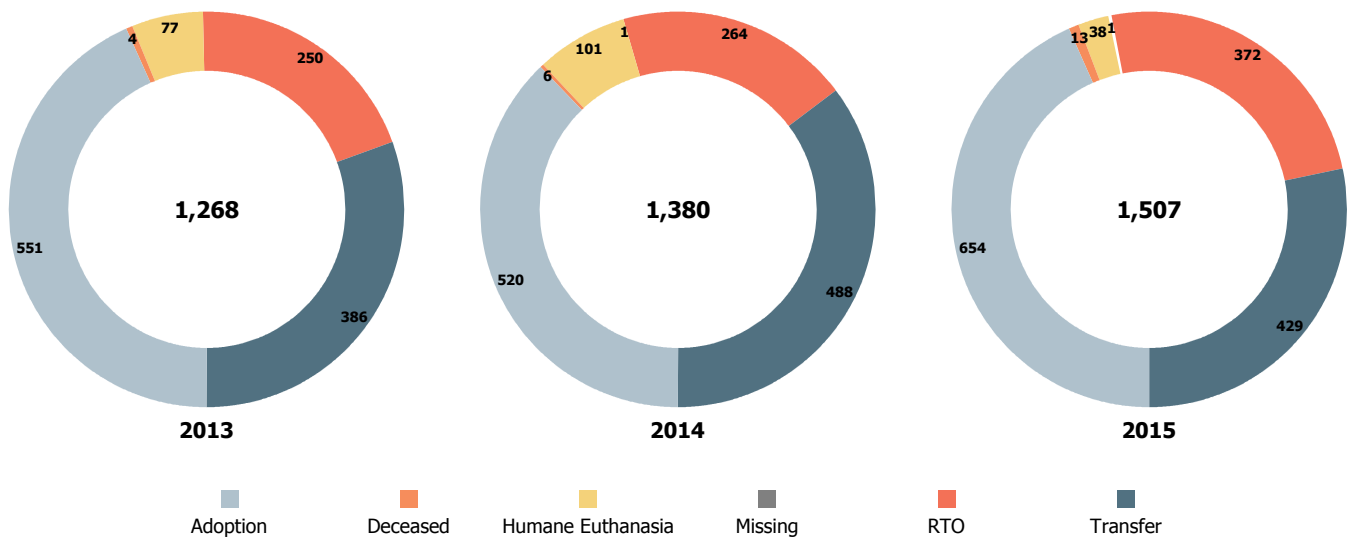


Austin Animal Center November 2013 to 2015 Outcomes

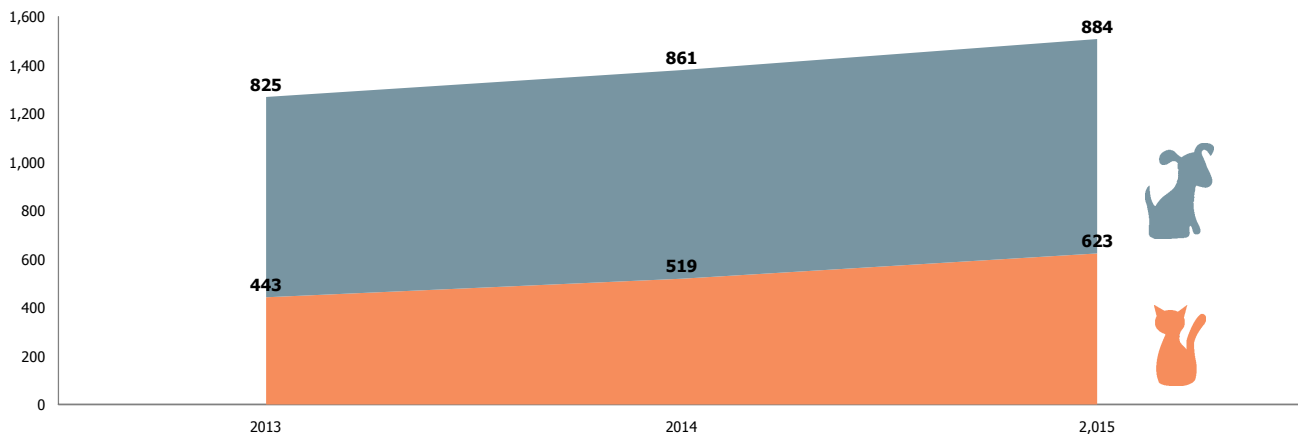


	2013			2014			2015		
	Cat	Dog	Total	Cat	Dog	Total	Cat	Dog	Total
Adoption	227	324	551	191	329	520	321	333	654
Deceased	4	0	4	6	0	6	11	2	13
Humane Euthanasia	24	53	77	41	60	101	22	16	38
Missing	0	0	0	1	0	1	1	0	1
RTO	29	221	250	22	242	264	32	340	372
Transfer	159	227	386	258	230	488	236	193	429
Total	443	825	1,268	519	861	1,380	623	884	1,507

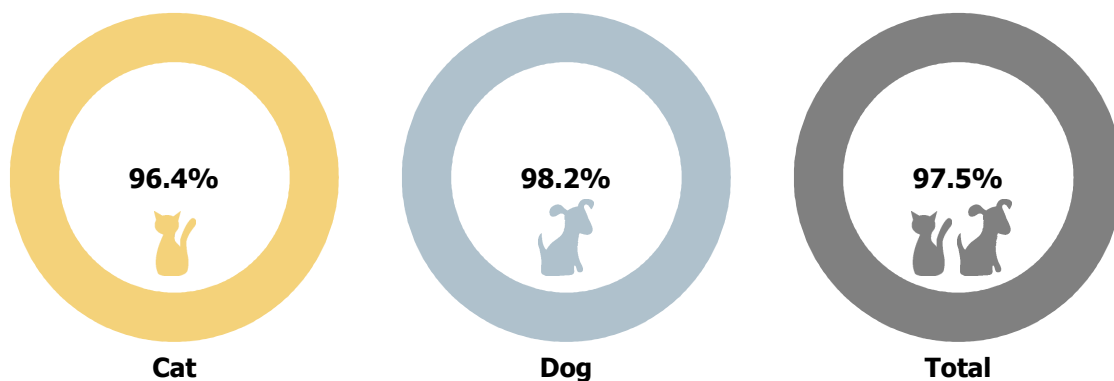
Yearly November Outcomes by Outcome Type



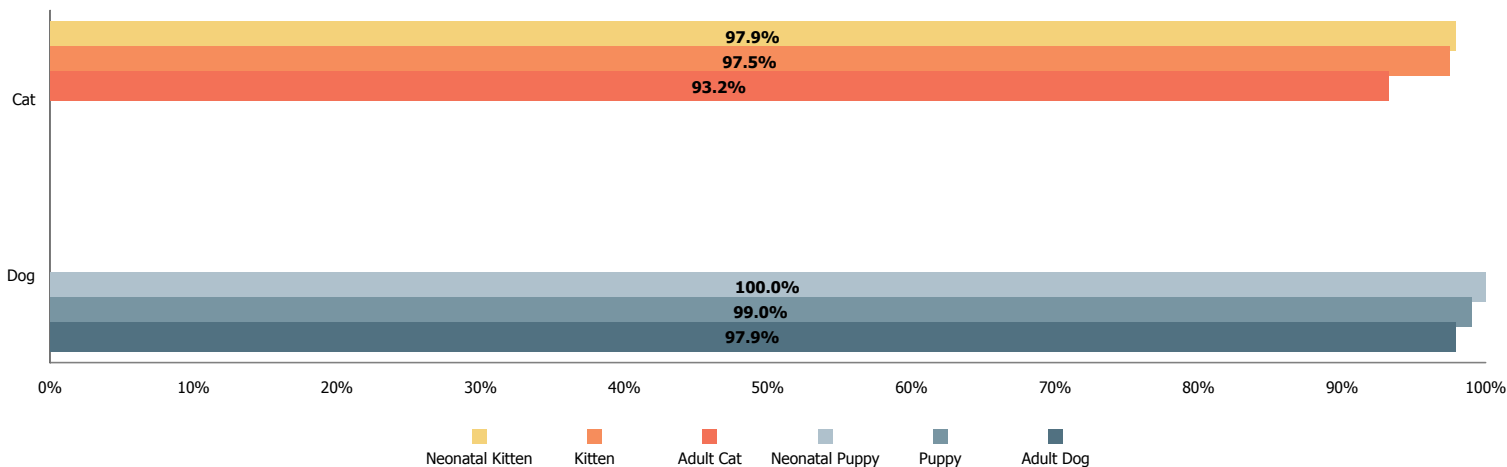
Yearly November Outcomes by Animal Type



Total Live Release Rates



Live Release Rates by Age Breakdown



Yearly November Live Release Rates Compared

