







Austin Animal Center Monthly Report February 2016

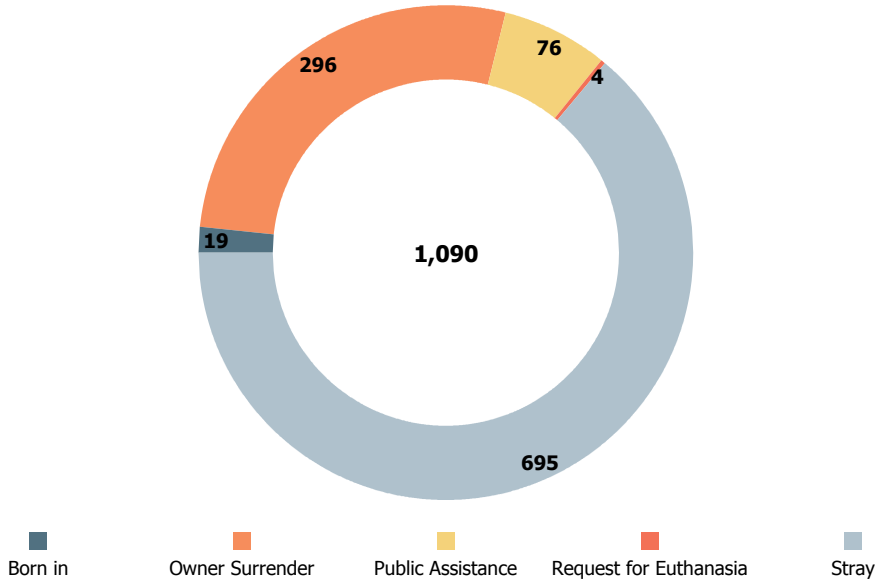


Fiscal Year 2015

Austin Animal Center February 2016 Intakes

	 Neonatal Kitten	 Kitten	 Adult Cat	 Neonatal Puppy	 Puppy	 Adult Dog	Total
Born in	8	0	0	11	0	0	19
Owner Surrender	0	26	63	16	56	135	296
Public Assistance	0	2	5	10	7	52	76
Request for Euthanasia	0	1	2	0	0	1	4
Stray	14	39	120	7	128	387	695
Total	22	68	190	44	191	575	1,090

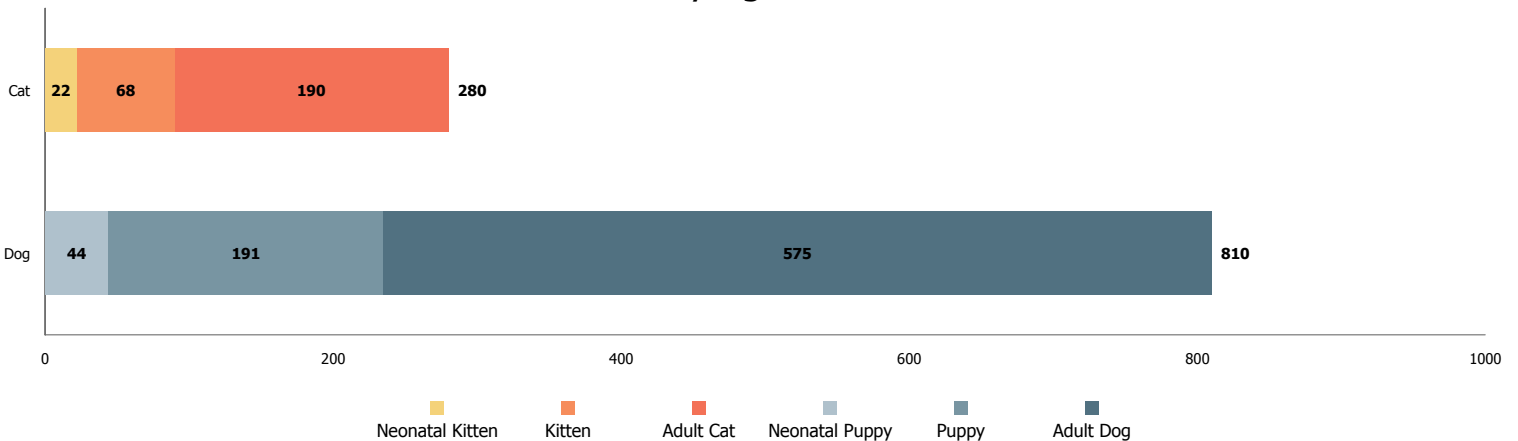
Intakes by Intake Type



Age Breakdown

- Neonatal**
  under 6 weeks old
- Kitten/Puppy**
  6 weeks to under 1 year old
- Adult**
  at least 1 year old

Intakes by Age Breakdown

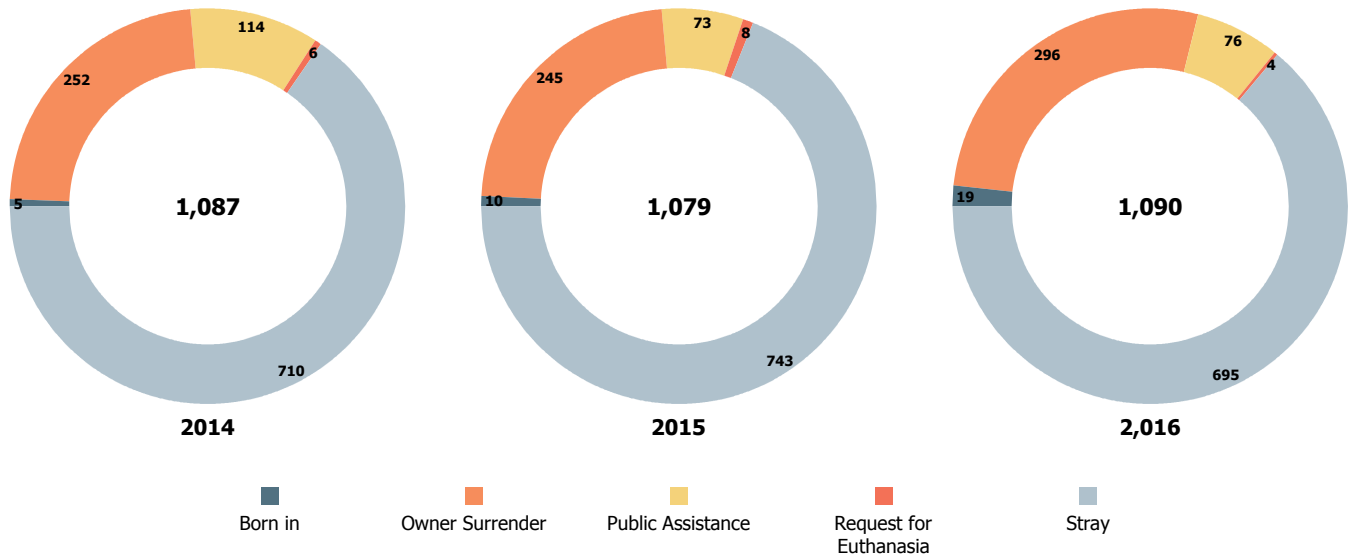


Austin Animal Center February 2014 to 2016 Intakes

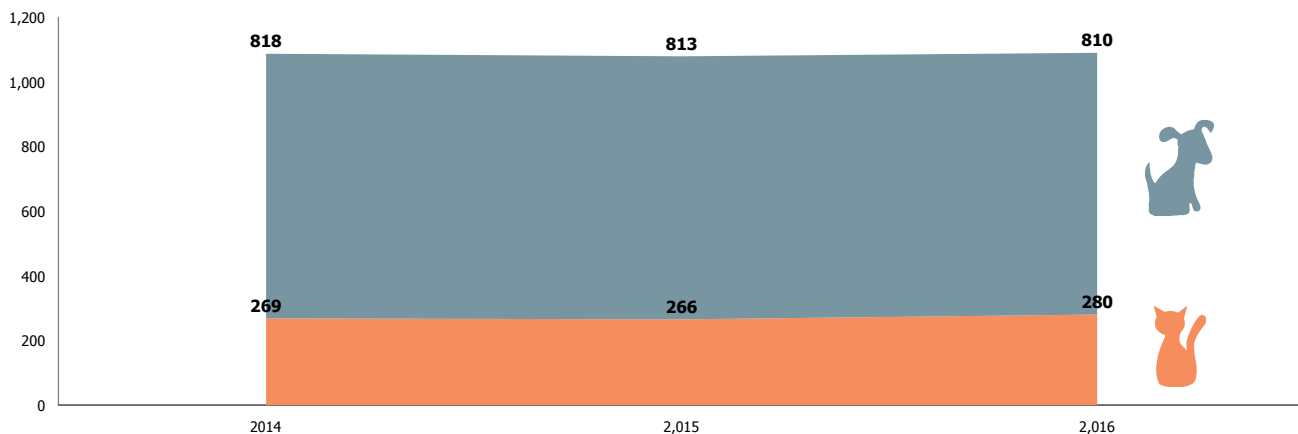


	2014			2015			2016		
	Cat	Dog	Total	Cat	Dog	Total	Cat	Dog	Total
Born in	5	0	5	0	10	10	8	11	19
Owner Surrender	79	173	252	71	174	245	89	207	296
Public Assistance	6	108	114	5	68	73	7	69	76
Request for Euthanasia	0	6	6	0	8	8	3	1	4
Stray	179	531	710	190	553	743	173	522	695
Total	269	818	1,087	266	813	1,079	280	810	1,090







Yearly February Intakes by Intake Type



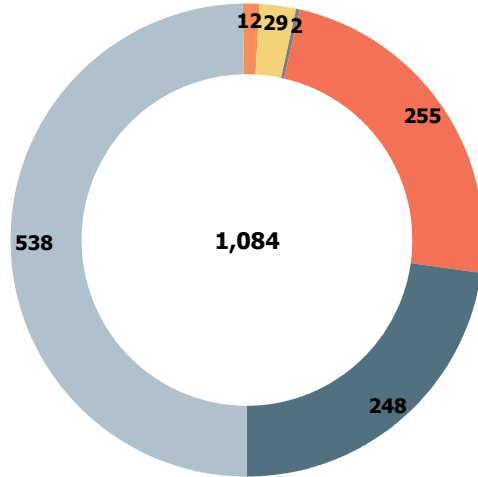
Yearly February Intakes by Animal Type



Austin Animal Center February 2016 Outcomes

	 Neonatal Kitten	 Kitten	 Adult Cat	 Neonatal Puppy	 Puppy	 Adult Dog	Total
Adoption	0	84	59	0	147	248	538
Deceased	1	2	5	1	2	1	12
Humane Euthanasia	0	2	11	0	3	13	29
Missing	0	1	0	0	0	1	2
RTO	0	2	16	0	21	216	255
Transfer	5	16	84	18	25	100	248
Total	6	107	175	19	198	579	1,084

Outcomes by Outcome Type



Age Breakdown

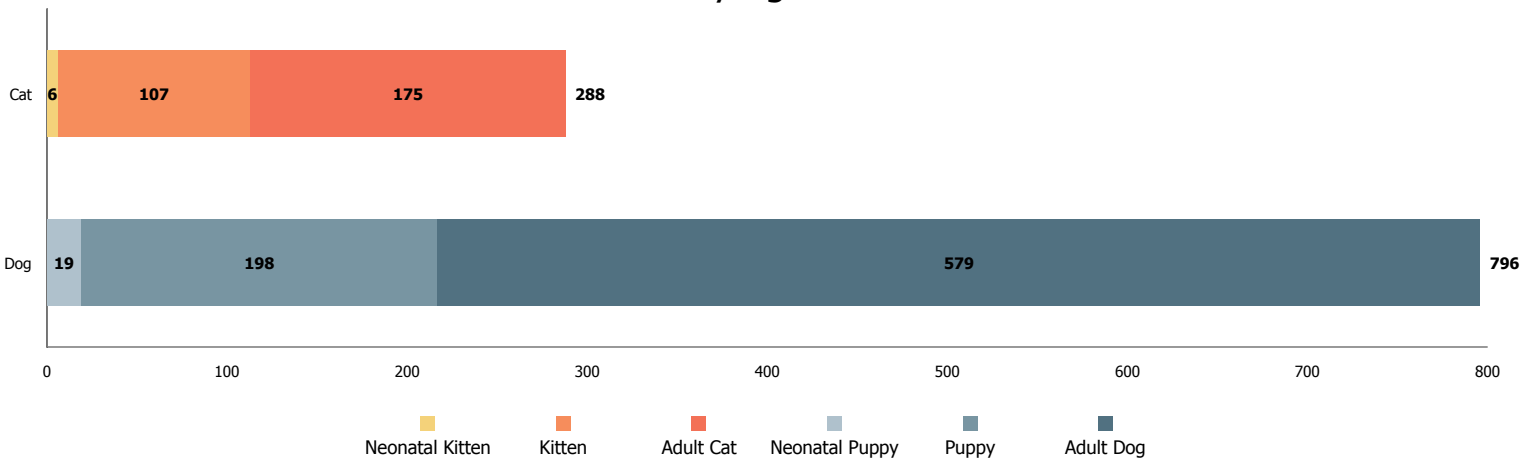
Neonatal
  under 6 weeks old

Kitten/Puppy
  6 weeks to under 1 year old

Adult
  at least 1 year old

■ Adoption
 ■ Deceased
 ■ Humane Euthanasia
 ■ Missing
 ■ RTO
 ■ Transfer

Outcomes by Age Breakdown

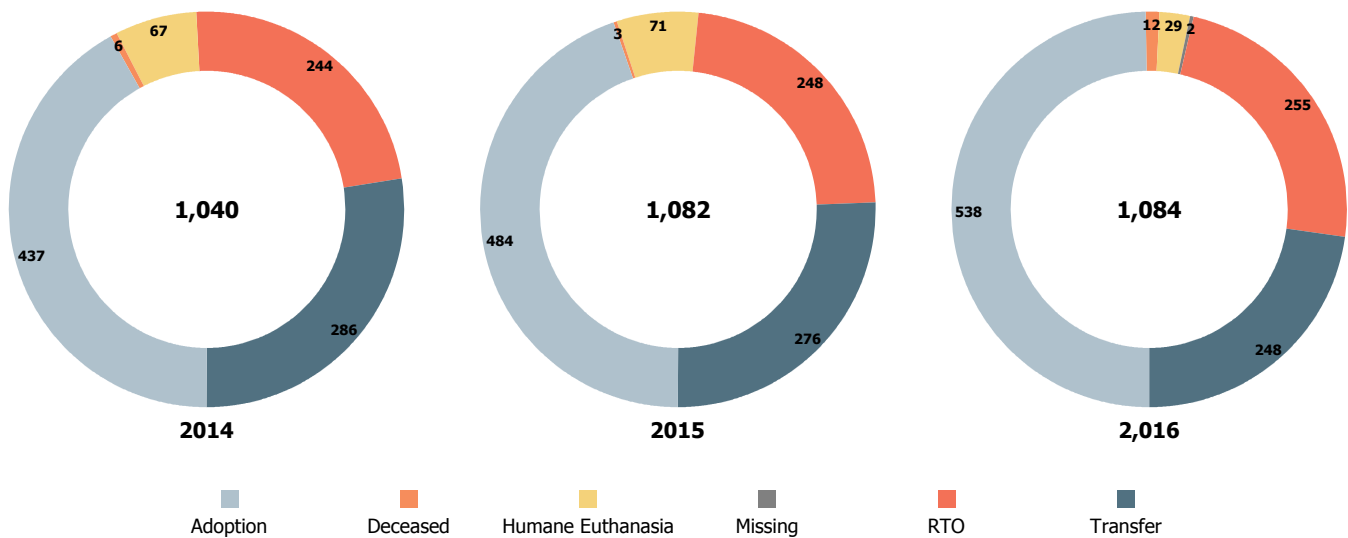


Austin Animal Center February 2014 to 2016 Outcomes

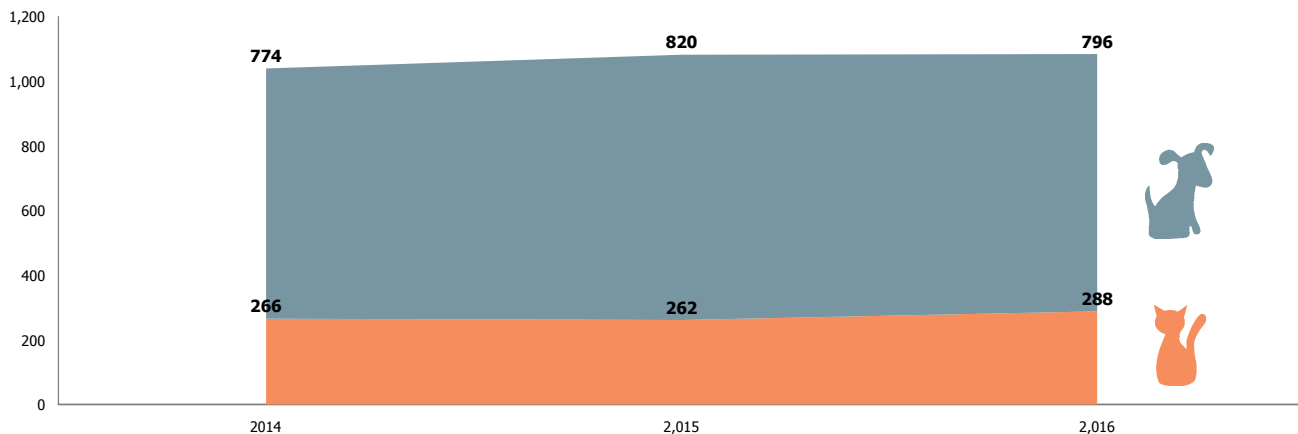


	2014			2015			2016		
	Cat	Dog	Total	Cat	Dog	Total	Cat	Dog	Total
Adoption	97	340	437	103	381	484	143	395	538
Deceased	4	2	6	0	3	3	8	4	12
Humane Euthanasia	20	47	67	24	47	71	13	16	29
Missing	0	0	0	0	0	0	1	1	2
RTO	25	219	244	19	229	248	18	237	255
Transfer	120	166	286	116	160	276	105	143	248
Total	266	774	1,040	262	820	1,082	288	796	1,084

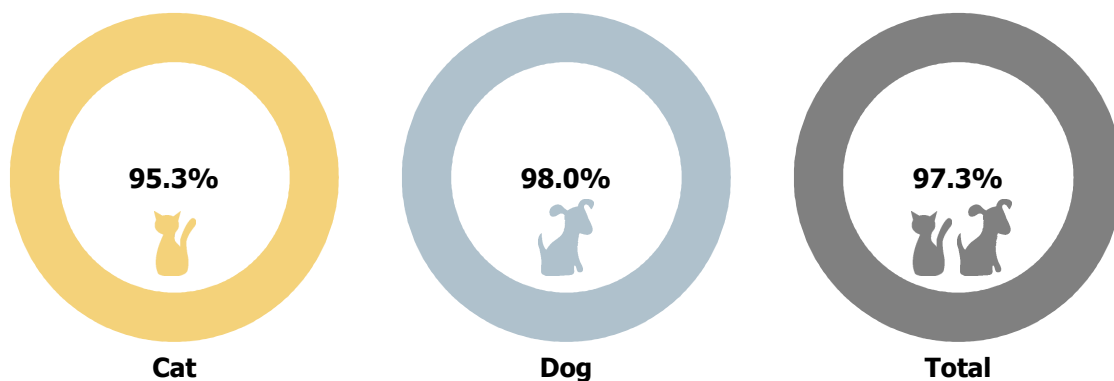
Yearly February Outcomes by Outcome Type



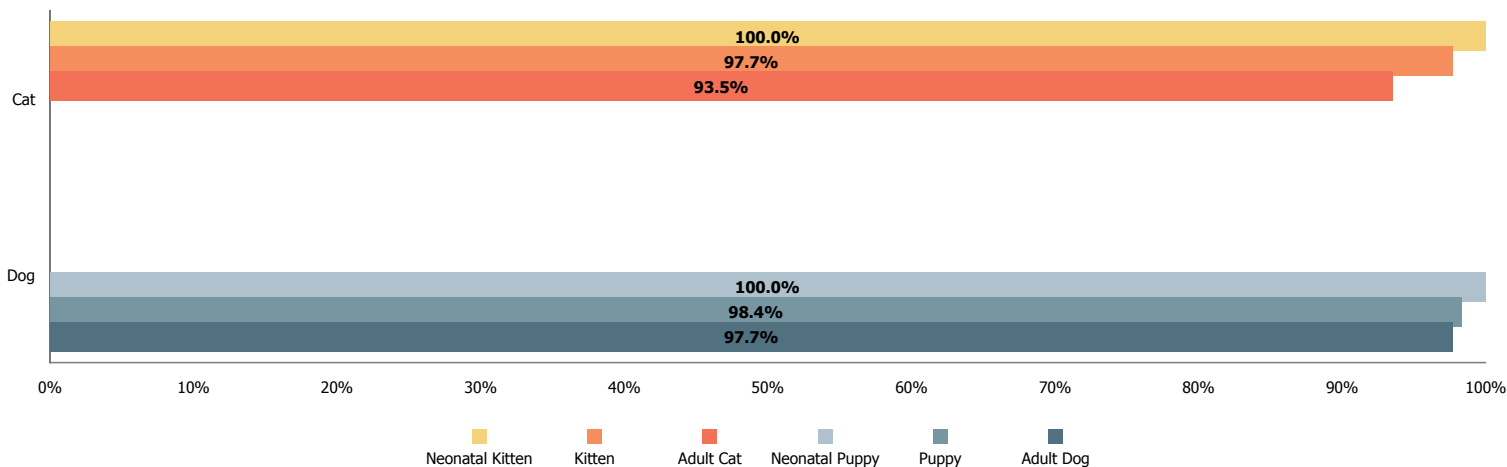
Yearly February Outcomes by Animal Type



Total Live Release Rates



Live Release Rates by Age Breakdown



Yearly February Live Release Rates Compared

