







Austin Animal Center Monthly Report January 2016

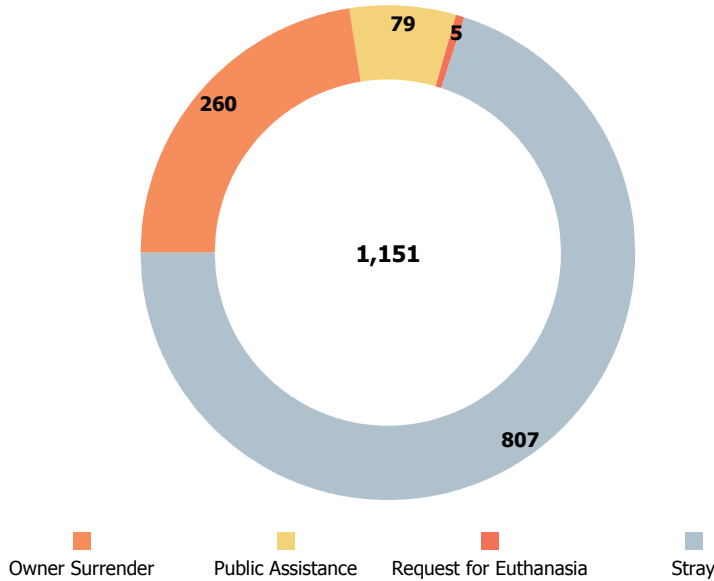


Fiscal Year 2015

Austin Animal Center January 2016 Intakes

	 Neonatal Kitten	 Kitten	 Adult Cat	 Neonatal Puppy	 Puppy	 Adult Dog	Total
Owner Surrender	3	63	52	1	36	105	260
Public Assistance	0	4	3	0	6	66	79
Request for Euthanasia	0	0	0	0	1	4	5
Stray	9	79	90	26	156	447	807
Total	12	146	145	27	199	622	1,151

Intakes by Intake Type





Age Breakdown



Neonatal

  under 6 weeks old

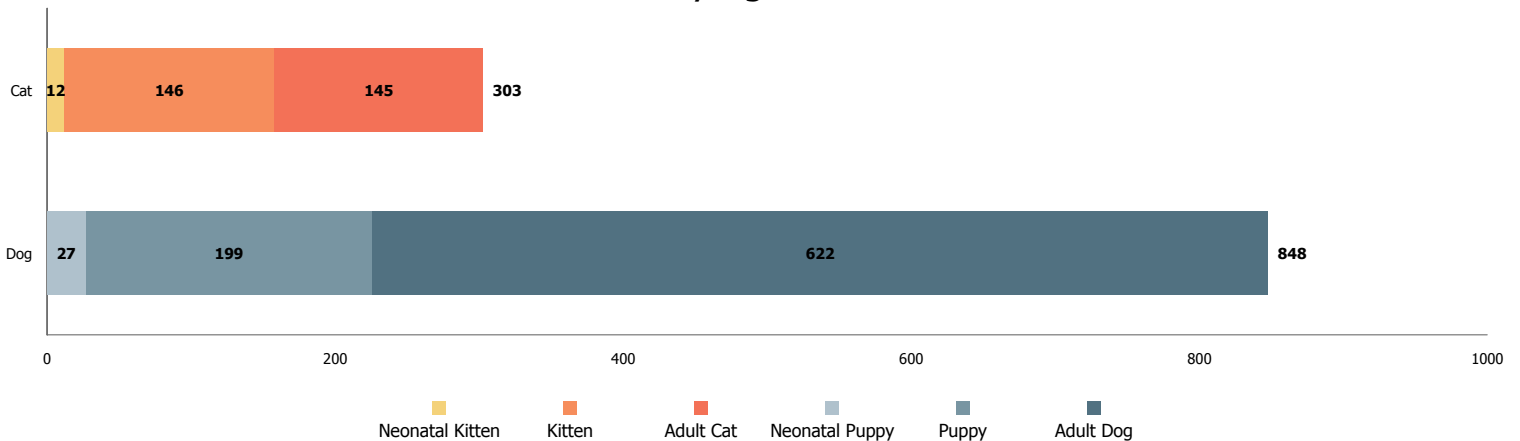
Kitten/Puppy

  6 weeks to under 1 year old

Adult

  at least 1 year old

Intakes by Age Breakdown

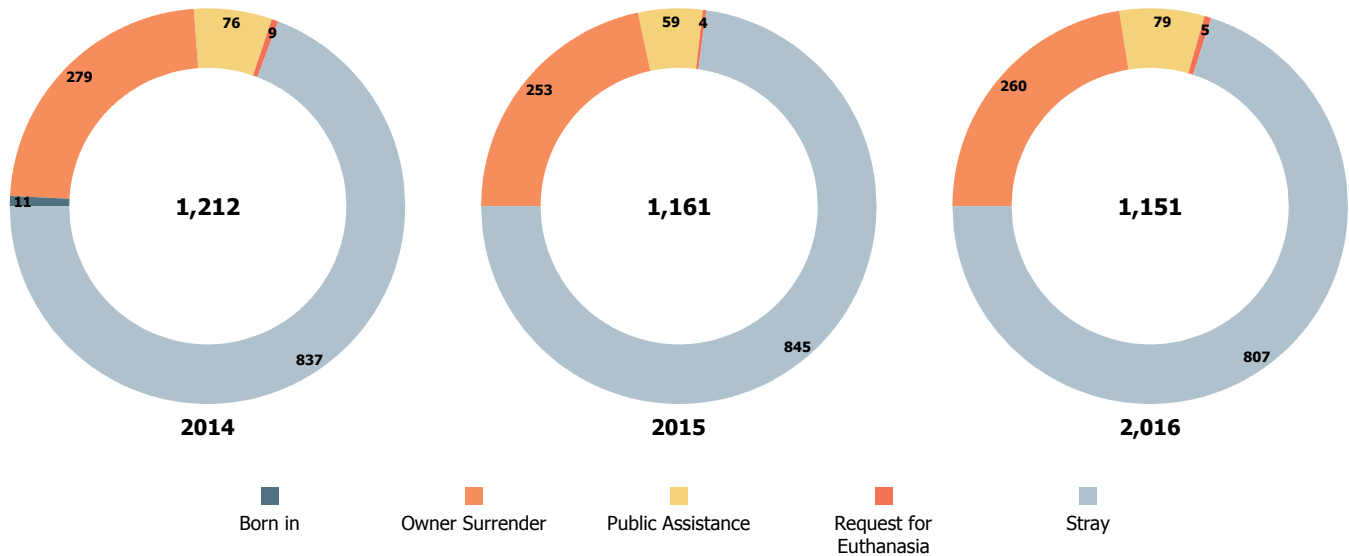


Austin Animal Center January 2014 to 2016 Intakes

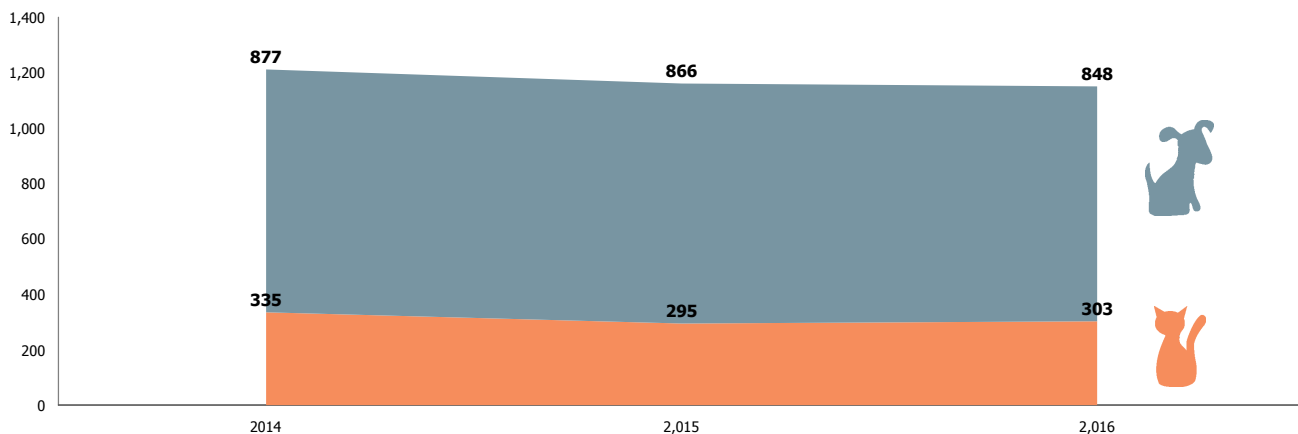


	2014			2015			2016		
	Cat	Dog	Total	Cat	Dog	Total	Cat	Dog	Total
Born in	0	11	11	0	0	0	0	0	0
Owner Surrender	102	177	279	60	193	253	118	142	260
Public Assistance	14	62	76	6	53	59	7	72	79
Request for Euthanasia	3	6	9	0	4	4	0	5	5
Stray	216	621	837	229	616	845	178	629	807
Total	335	877	1,212	295	866	1,161	303	848	1,151







Yearly January Intakes by Intake Type



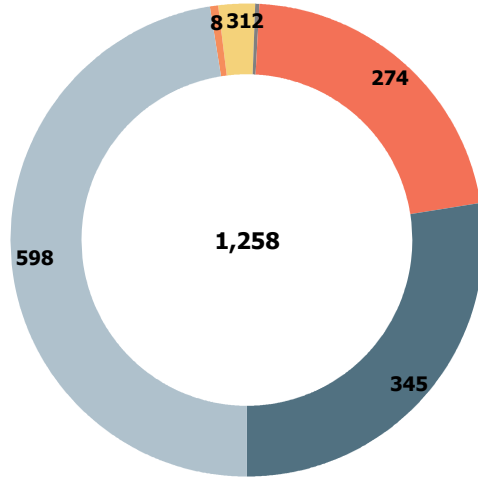
Yearly January Intakes by Animal Type




Austin Animal Center January 2016 Outcomes

	 Neonatal Kitten	 Kitten	 Adult Cat	 Neonatal Puppy	 Puppy	 Adult Dog	Total
Adoption	0	164	70	0	100	264	598
Deceased	3	1	1	0	0	2	7
Humane Euthanasia	0	5	15	0	0	11	31
Missing	0	1	0	0	0	1	2
RTO	0	8	11	1	21	233	274
Transfer	3	42	82	4	78	136	345
Total	6	221	179	5	199	647	1,257

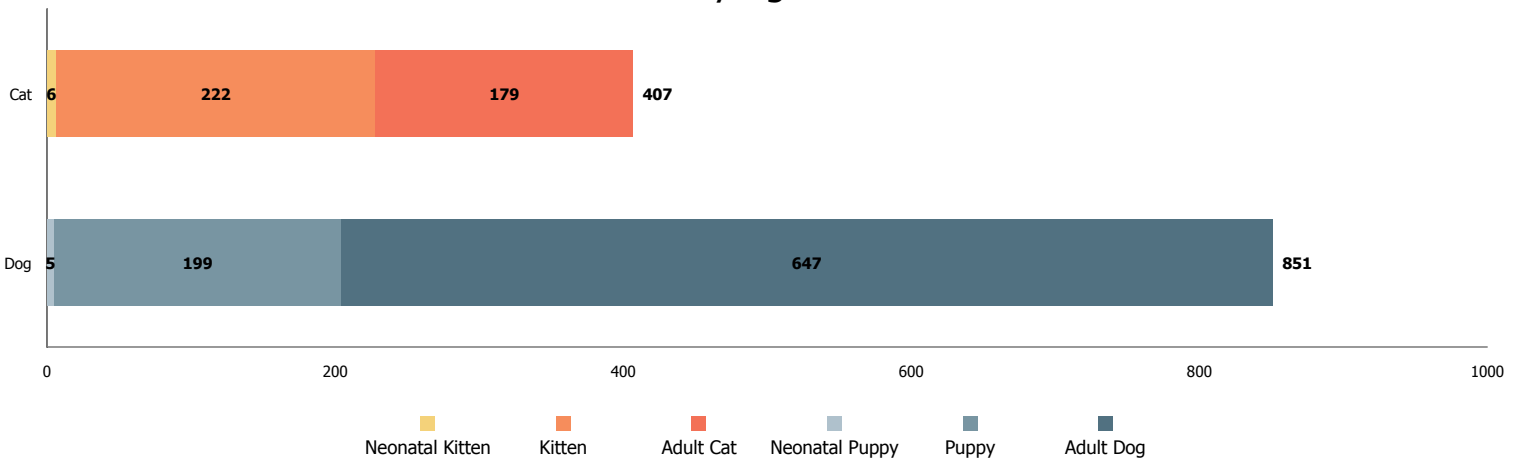
Outcomes by Outcome Type



Age Breakdown



Outcomes by Age Breakdown

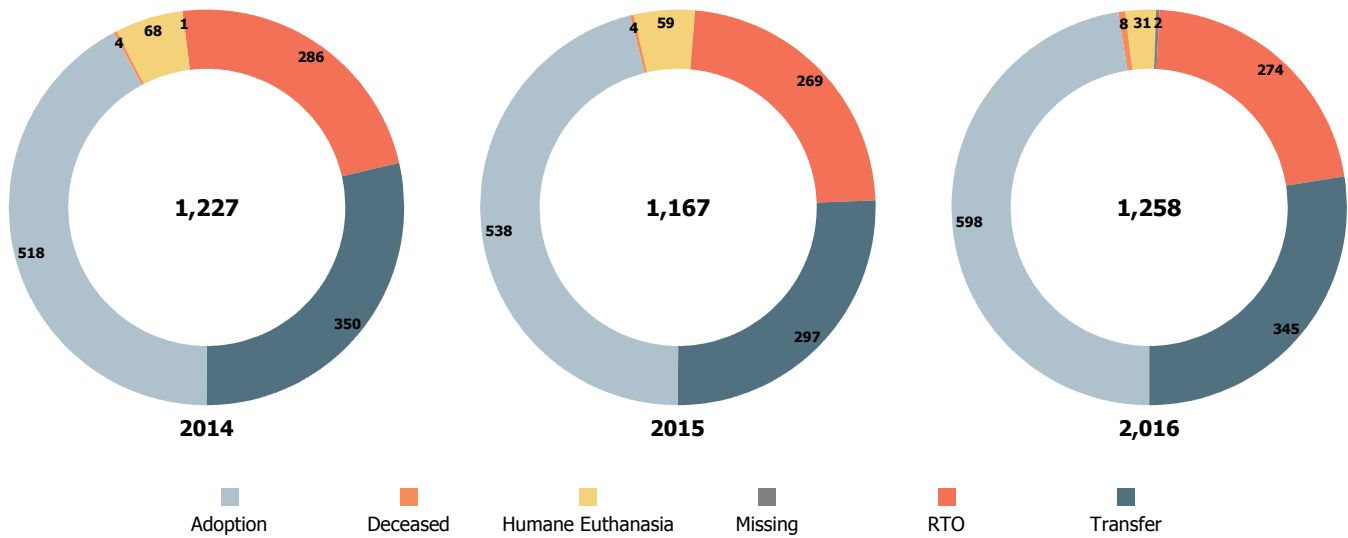


Austin Animal Center January 2014 to 2016 Outcomes

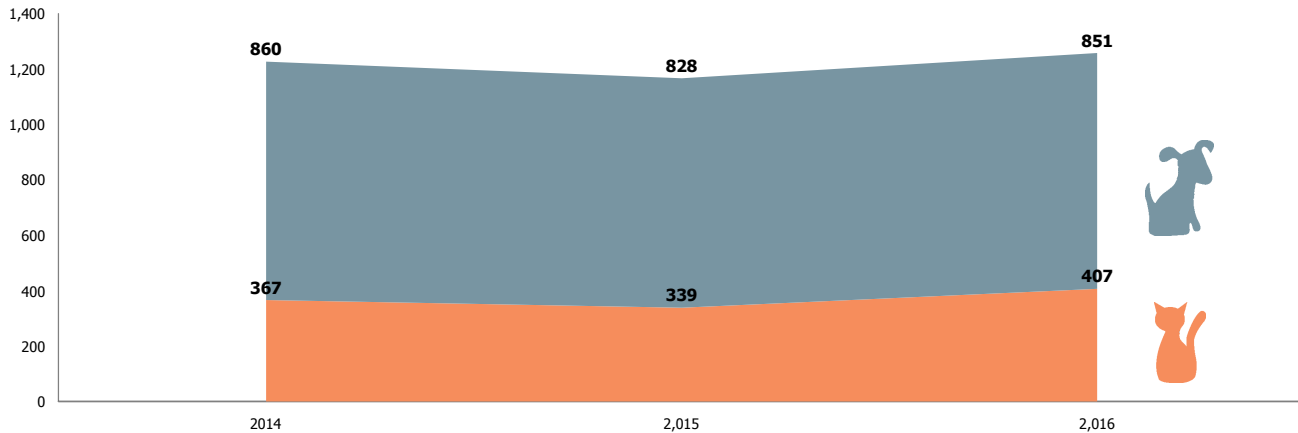


	2014			2015			2016		
	Cat	Dog	Total	Cat	Dog	Total	Cat	Dog	Total
Adoption	159	359	518	138	400	538	234	364	598
Deceased	1	3	4	3	1	4	6	2	8
Humane Euthanasia	23	45	68	23	36	59	20	11	31
Missing	0	1	1	0	0	0	1	1	2
RTO	38	248	286	27	242	269	19	255	274
Transfer	146	204	350	148	149	297	127	218	345
Total	367	860	1,227	339	828	1,167	407	851	1,258

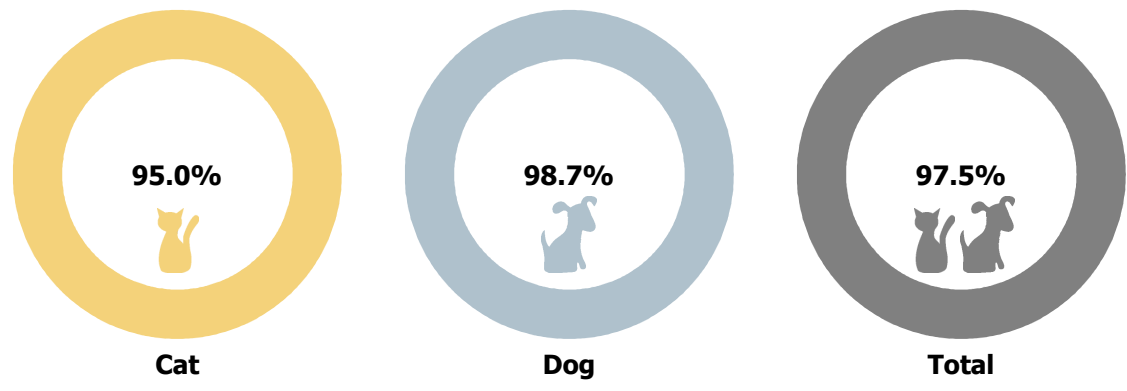
Yearly January Outcomes by Outcome Type



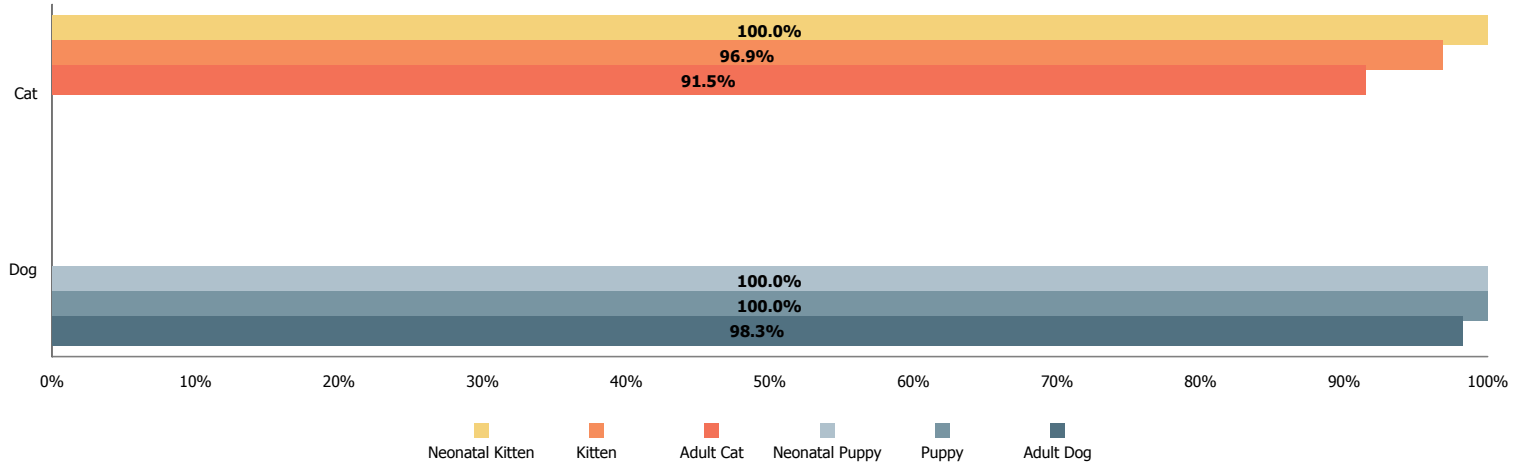
Yearly January Outcomes by Animal Type



Total Live Release Rates



Live Release Rates by Age Breakdown



Yearly January Live Release Rates Compared

