

Austin Animal Center







Monthly Report

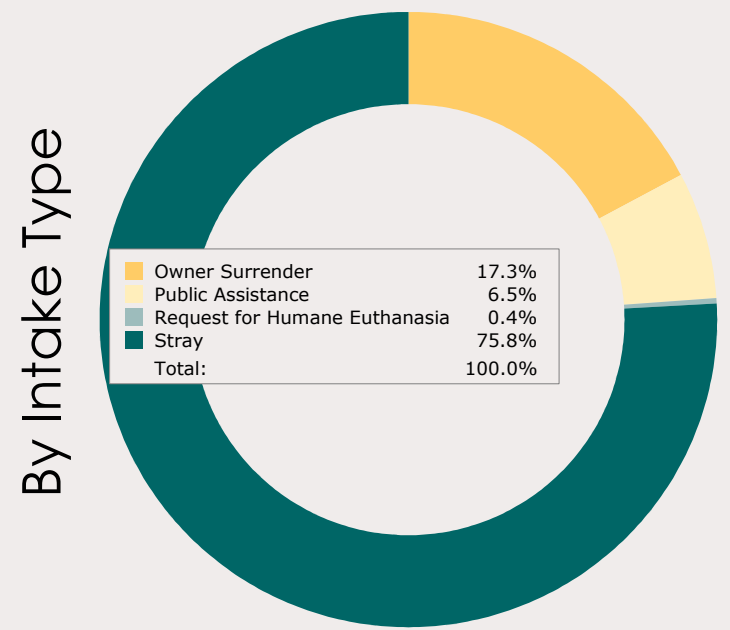
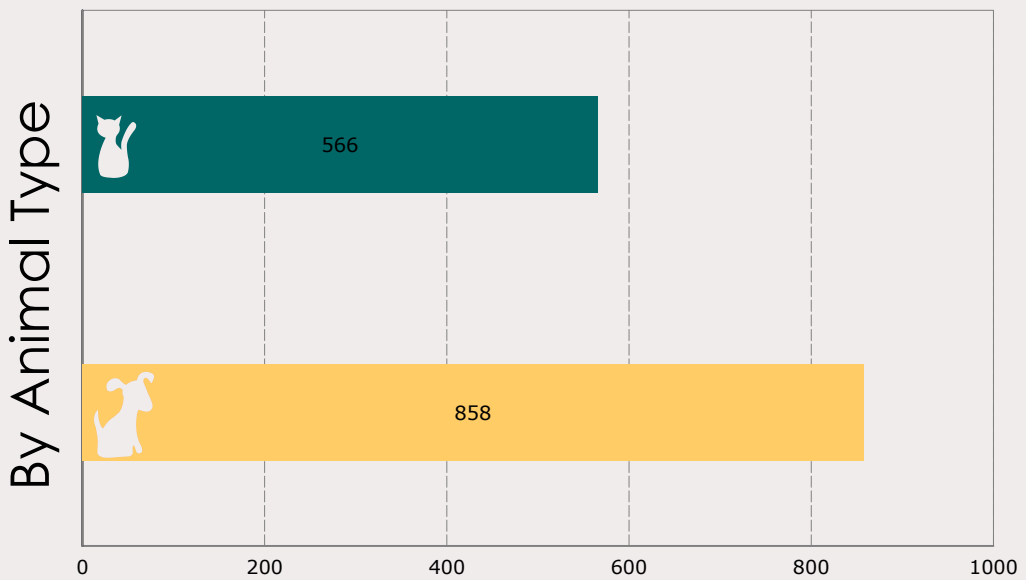
April 2014

City of Austin
Animal Services Office, Austin Animal Center
7201 Levander Loop Bldg A, Austin, TX 78702



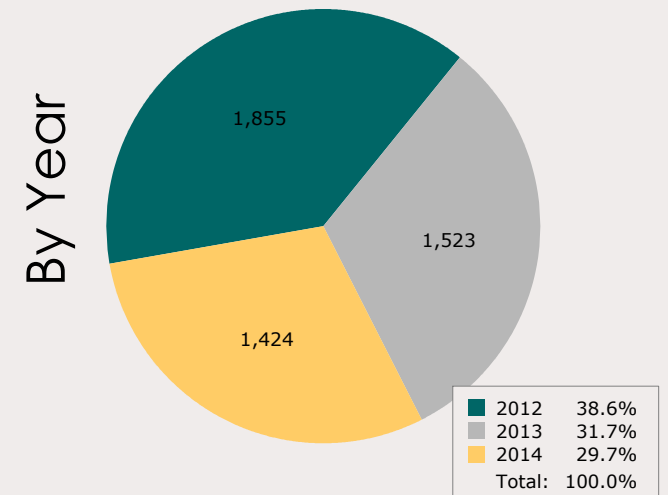
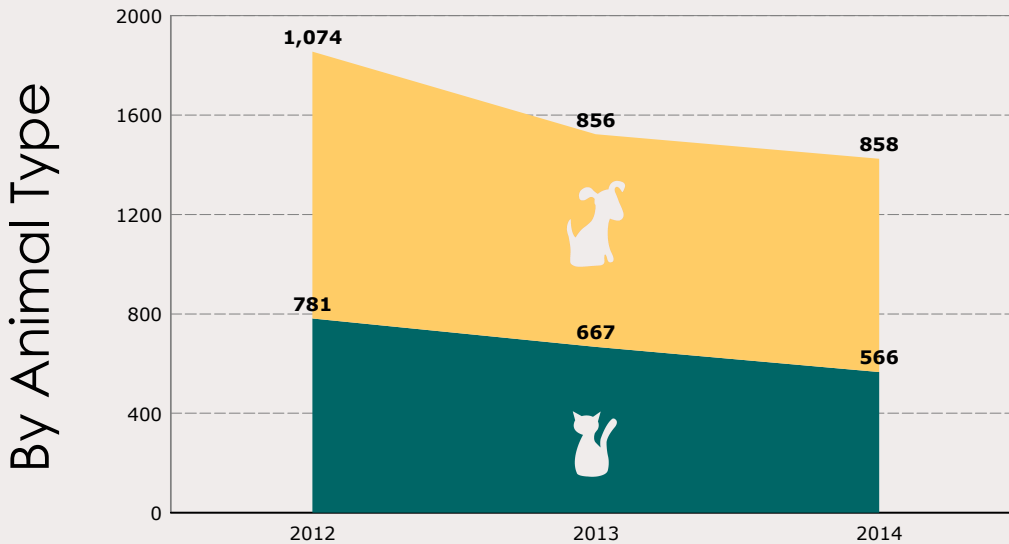
April 2014 Intakes

	 Neonatal Kitten	 Kitten	 Adult Cat	 Neonatal Puppy	 Puppy	 Adult Dog	Total
Neonatal Kitten/Puppy: < 6 weeks old Kitten/Puppy: >= 6 weeks old & < 1 year old Adult Cat/Dog: >= 1 year old							
Owner Surrender	16	23	59	1	45	103	247
Public Assistance	1	0	6	2	7	76	92
Request for Humane Euthanasia	0	0	1	1	0	3	5
Stray	262	86	112	33	140	447	1,080
Total	279	109	178	37	192	629	1,424









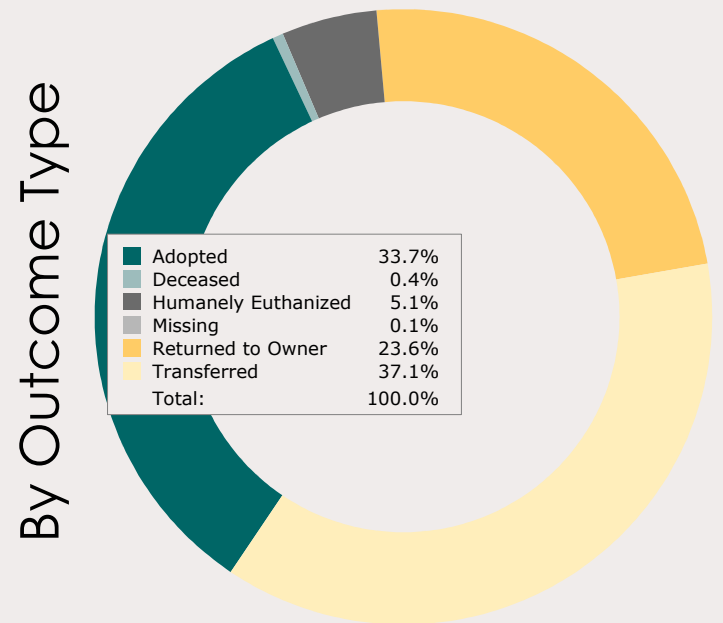
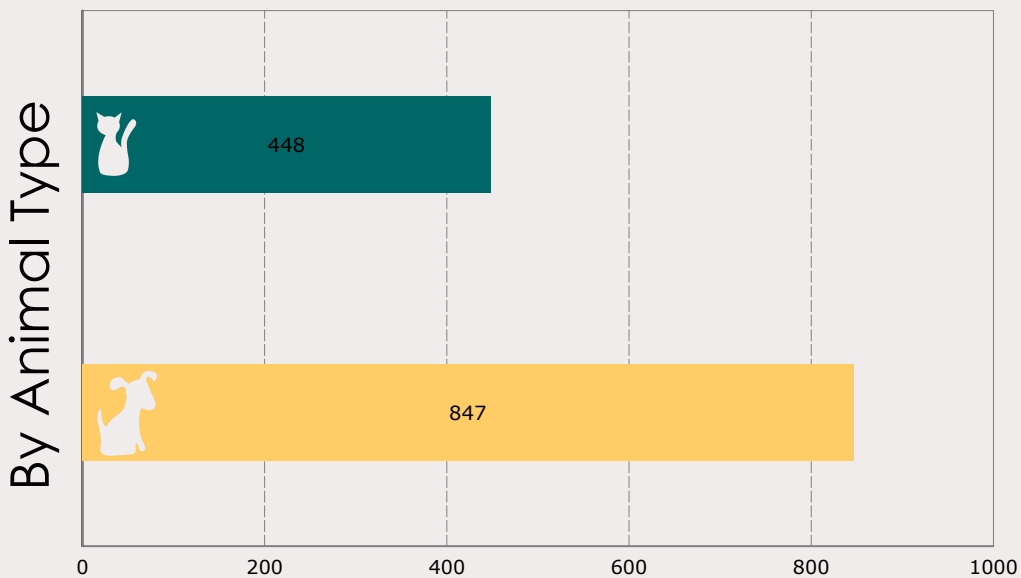
April 2012 to 2014 Intakes

	2012			2013			2014		
	Cats	Dogs	Total	Cats	Dogs	Total	Cats	Dogs	Total
Owner Surrender	162	249	411	158	183	341	98	149	247
Public Assistance	5	151	156	8	71	79	7	85	92
Request for Humane Euthanasia	2	3	5	1	9	10	1	4	5
Stray	612	671	1,283	500	593	1,093	460	620	1,080
Total	781	1,074	1,855	667	856	1,523	566	858	1,424



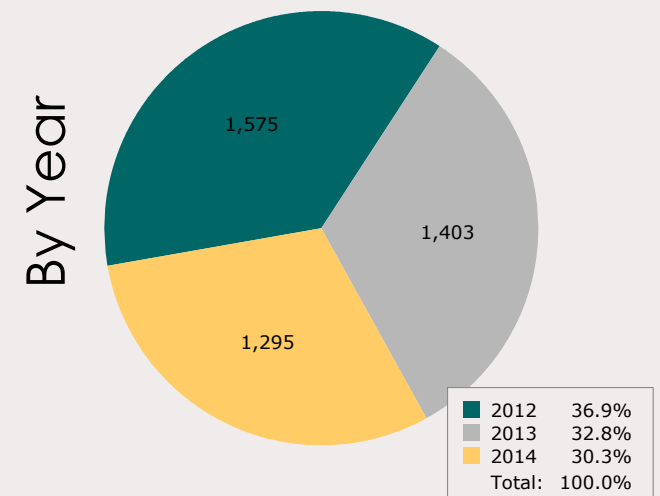
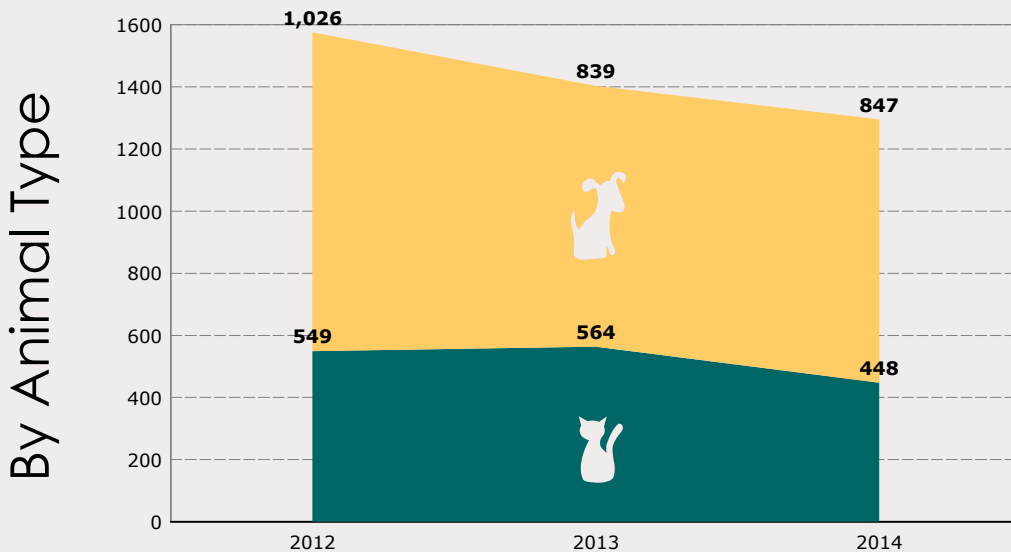
April 2014 Outcomes

							Total
Neonatal Kitten/Puppy: < 6 weeks old Kitten/Puppy: >= 6 weeks old & < 1 year old Adult Cat/Dog: >= 1 year old	Neonatal Kitten	Kitten	Adult Cat	Neonatal Puppy	Puppy	Adult Dog	
Adopted	0	57	48	1	101	229	436
Deceased	0	1	0	2	1	1	5
Humanely Euthanized	6	4	22	1	1	32	66
Missing	0	0	1	0	0	0	1
Returned to Owner	0	5	23	0	30	248	306
Transferred	188	28	65	14	65	121	481
Total	194	95	159	18	198	631	1,295



April 2012 to 2014 Outcomes

	2012			2013			2014		
	Cats	Dogs	Total	Cats	Dogs	Total	Cats	Dogs	Total
Adopted	125	409	534	144	345	489	105	331	436
Deceased	10	1	11	6	1	7	1	4	5
Humanely Euthanized	42	69	111	42	59	101	32	34	66
Missing	0	0	0	0	1	1	1	0	1
Returned to Owner	16	259	275	18	260	278	28	278	306
Transferred	356	288	644	354	173	527	281	200	481
Total	549	1,026	1,575	564	839	1,403	448	847	1,295



April 2012 to 2014 Total Live Outcome Rates

April 2014 Total Live Outcome Rate: **94.9%**

