







Austin Animal Center Monthly Report July 2015

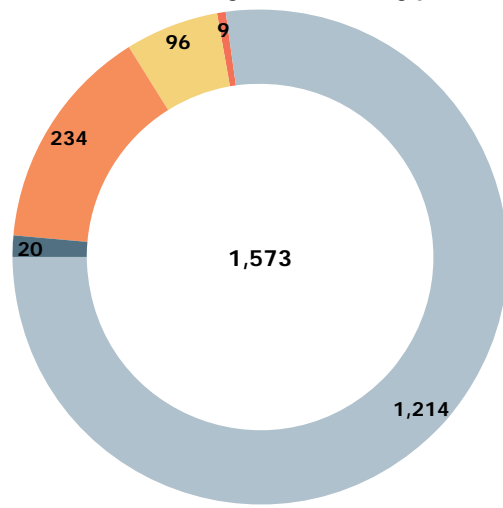


Fiscal Year 2015

Austin Animal Center July 2015 Intakes

	 Neonatal Kitten	 Kitten	 Adult Cat	 Neonatal Puppy	 Puppy	 Adult Dog	Total
Born in	13	0	0	6	0	1	20
Owner Surrender	4	51	61	1	23	94	234
Public Assistance	1	1	11	0	6	77	96
Request for Euthanasia	0	0	1	0	0	8	9
Stray	203	274	158	26	167	386	1,214
Total	221	326	231	33	196	566	1,573


Intakes by Intake Type





■ Born in
 ■ Owner Surrender
 ■ Public Assistance
 ■ Request for Euthanasia
 ■ Stray

Age Breakdown



Neonatal

  under 6 weeks old

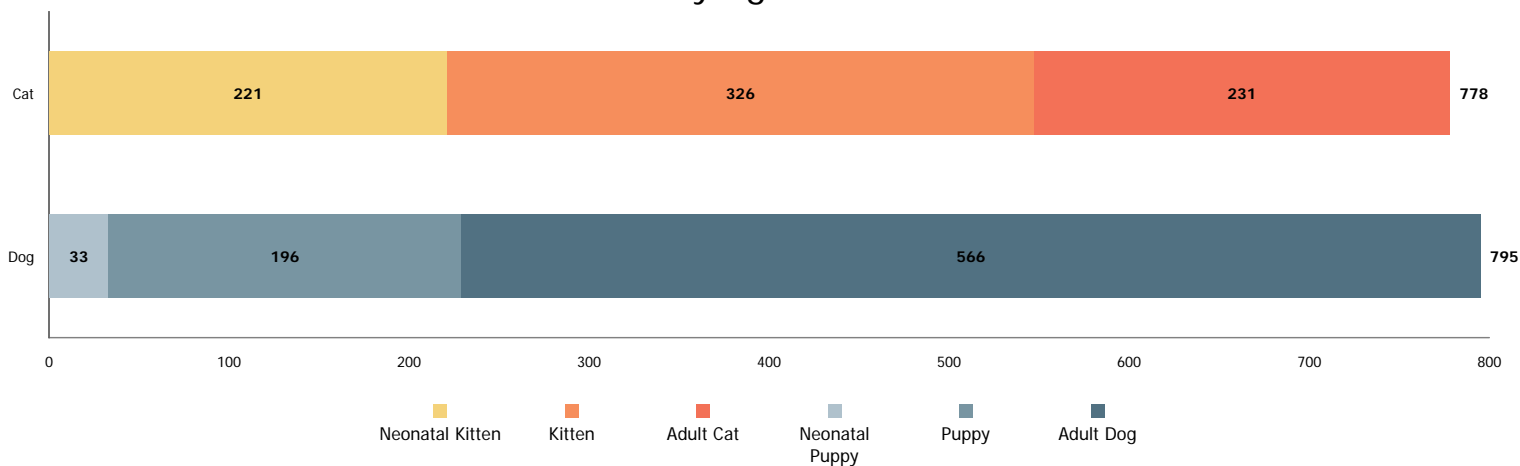
Kitten/Puppy

  6 weeks to under 1 year old

Adult

  at least 1 year old

Intakes by Age Breakdown

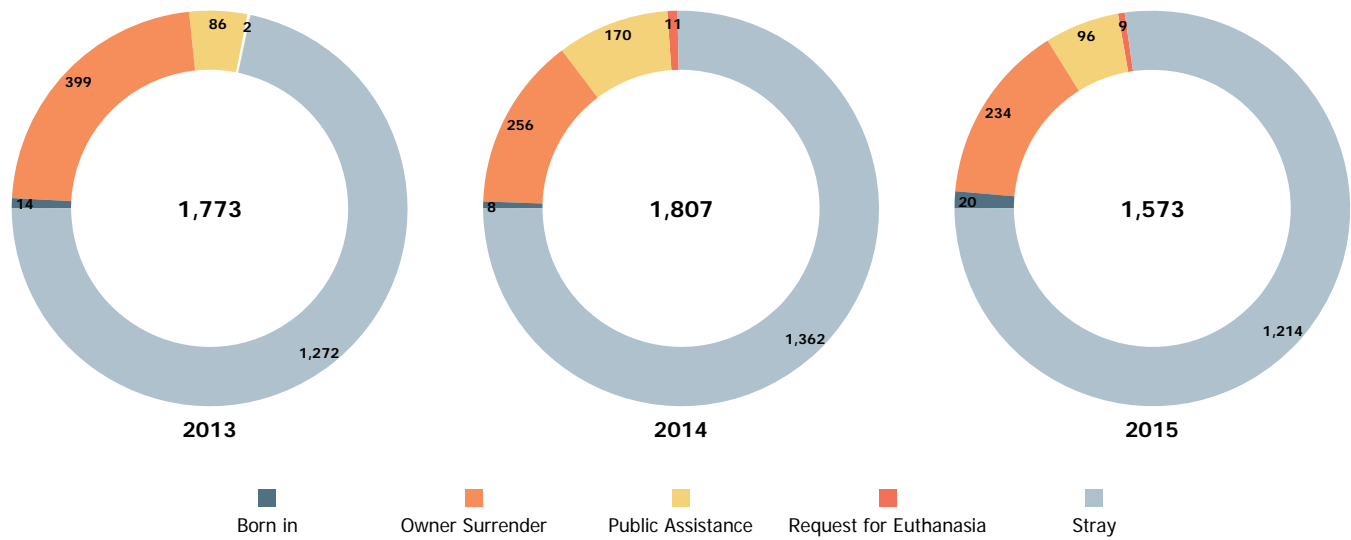


Austin Animal Center July 2013 to 2015 Intakes

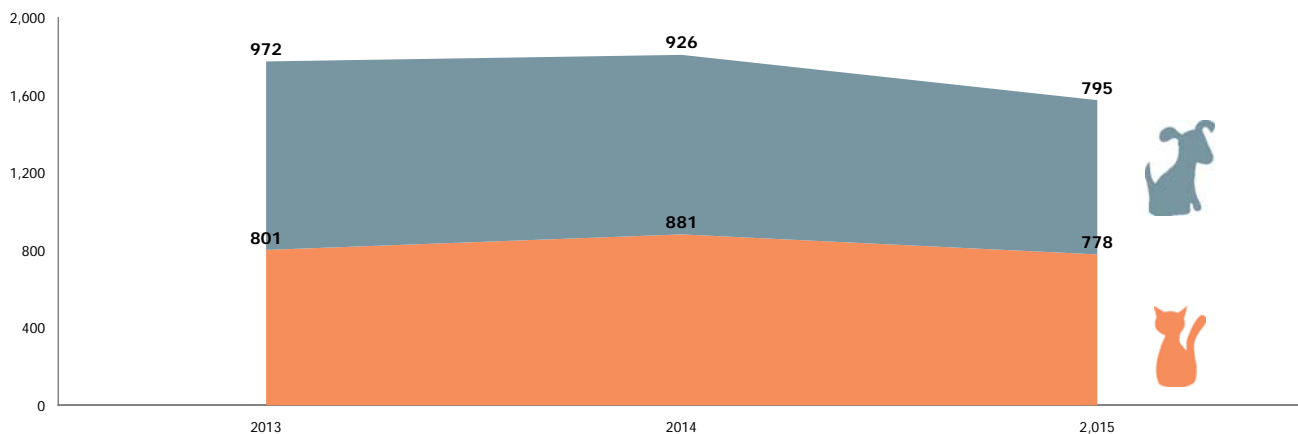


	2013			2014			2015		
	Cat	Dog	Total	Cat	Dog	Total	Cat	Dog	Total
Born in	14	0	14	5	3	8	13	7	20
Owner Surrender	186	213	399	99	157	256	116	118	234
Public Assistance	8	78	86	83	87	170	13	83	96
Request for Euthanasia	0	2	2	3	8	11	1	8	9
Stray	593	679	1,272	691	671	1,362	635	579	1,214
Total	801	972	1,773	881	926	1,807	778	795	1,573







Yearly July Intakes by Intake Type



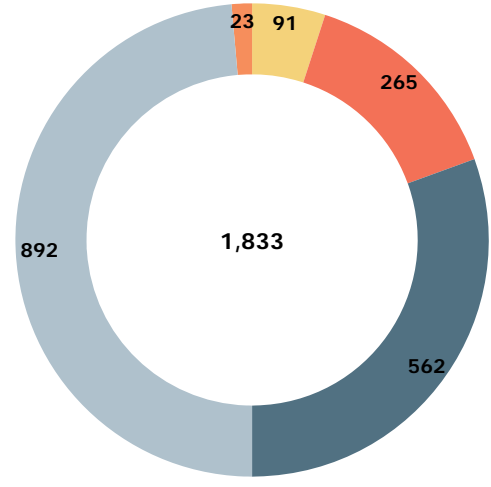
Yearly July Intakes by Animal Type



Austin Animal Center July 2015 Outcomes

	 Neonatal Kitten	 Kitten	 Adult Cat	 Neonatal Puppy	 Puppy	 Adult Dog	Total
Adoption	0	450	63	0	138	241	892
Deceased	8	7	3	1	1	3	23
Humane Euthanasia	7	20	23	1	5	35	91
RTO	2	3	23	0	24	213	265
Transfer	114	143	107	6	63	129	562
Total	131	623	219	8	231	621	1,833

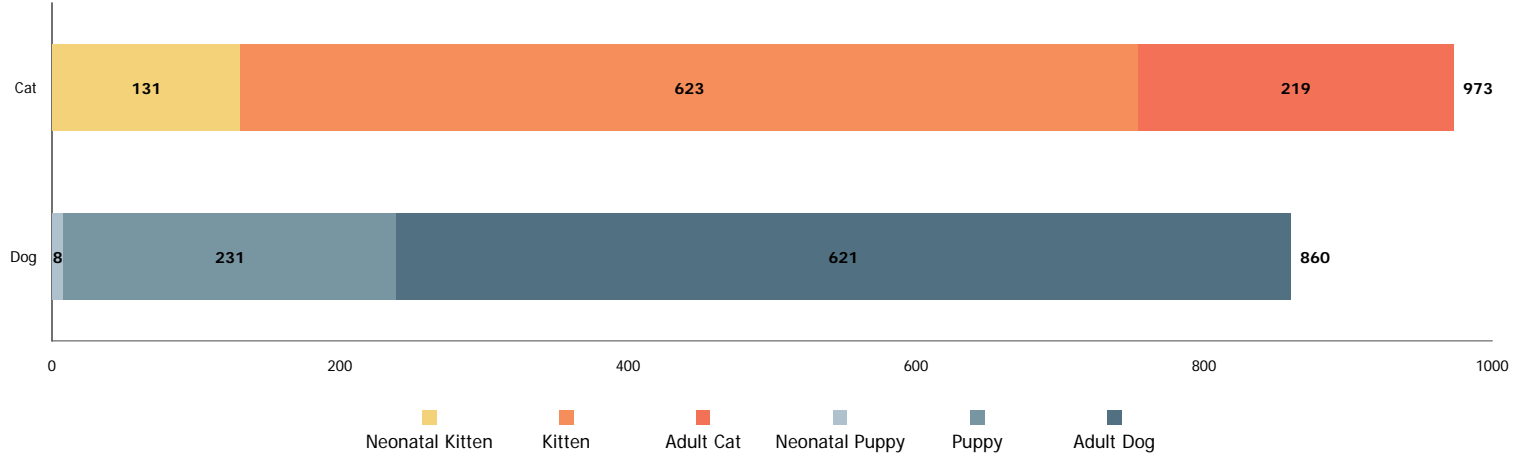
Outcomes by Outcome Type



Age Breakdown

- Neonatal**
  under 6 weeks old
- Kitten/Puppy**
  6 weeks to under 1 year old
- Adult**
  at least 1 year old

Outcomes by Age Breakdown

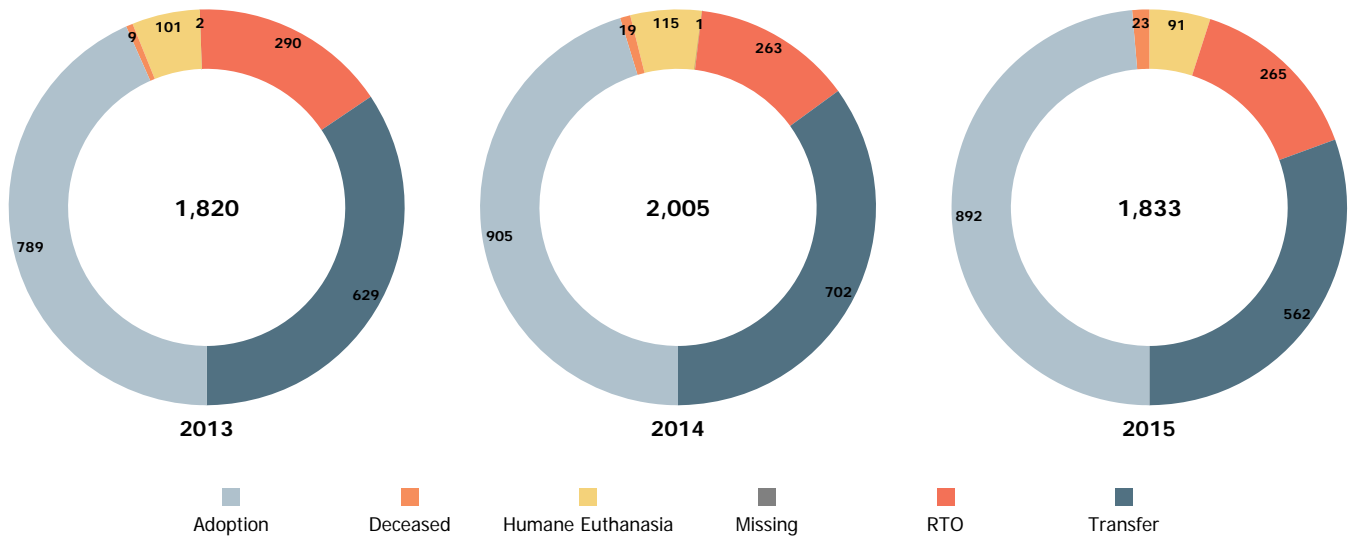


Austin Animal Center July 2013 to 2015 Outcomes

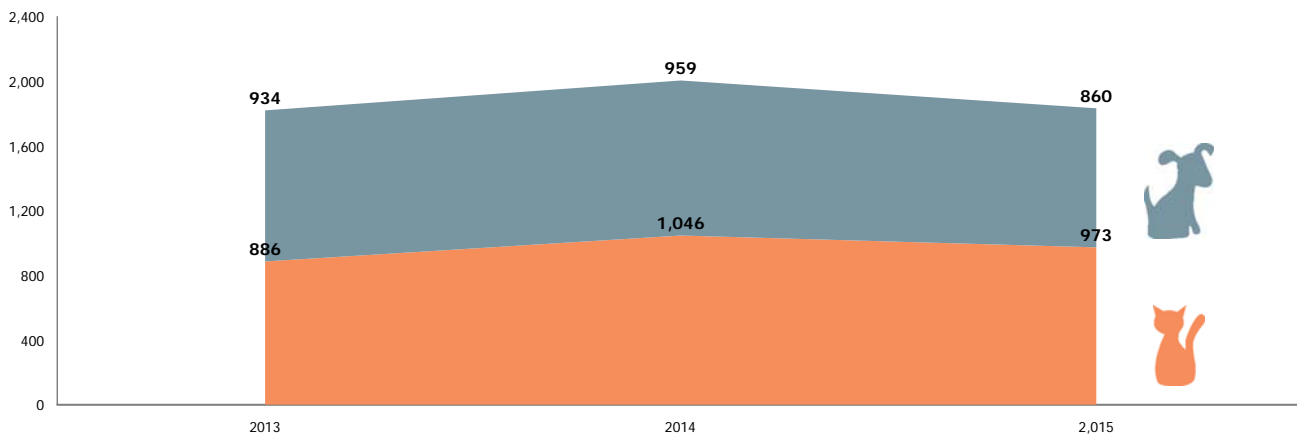


	2013			2014			2015		
	Cat	Dog	Total	Cat	Dog	Total	Cat	Dog	Total
Adoption	401	388	789	459	446	905	513	379	892
Deceased	8	1	9	17	2	19	18	5	23
Humane Euthanasia	52	49	101	48	67	115	50	41	91
Missing	1	1	2	1	0	1	0	0	0
RTO	31	259	290	20	243	263	28	237	265
Transfer	393	236	629	501	201	702	364	198	562
Total	886	934	1,820	1,046	959	2,005	973	860	1,833

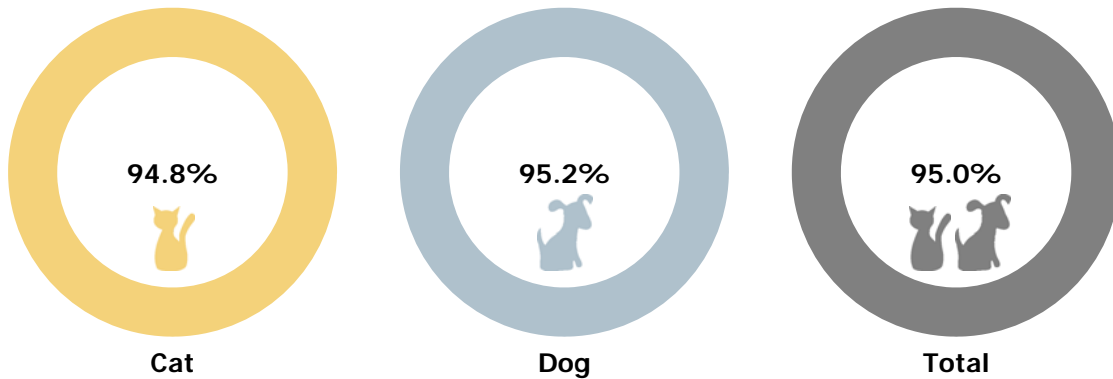
Yearly July Outcomes by Outcome Type



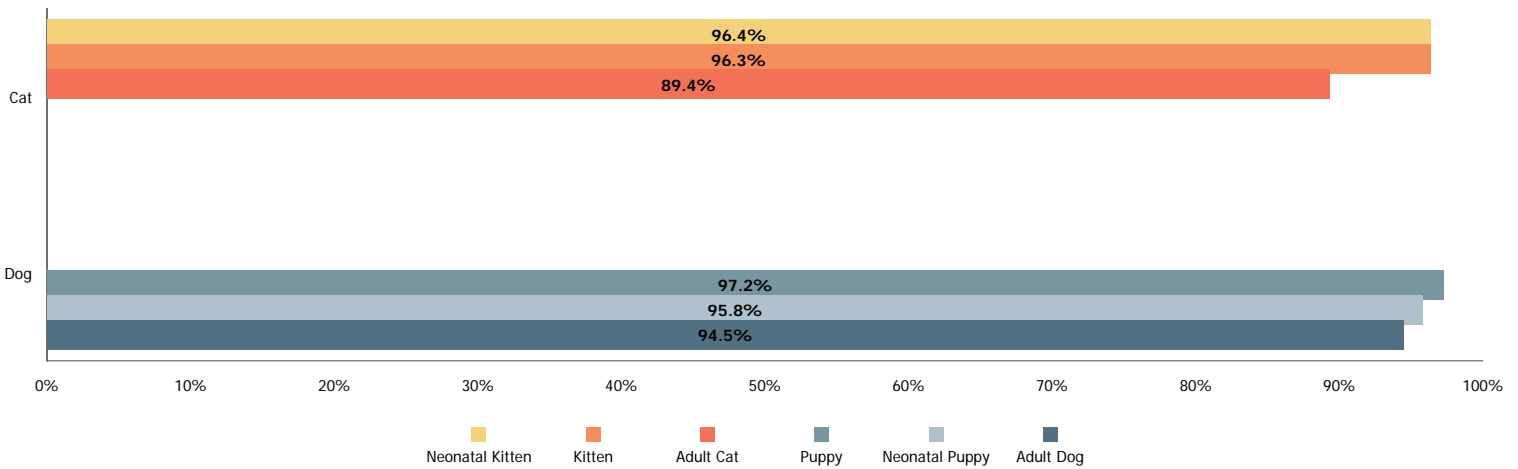
Yearly July Outcomes by Animal Type



Total Live Release Rates



Live Release Rates by Age Breakdown



Yearly July Live Release Rates Compared

