


# Bond Programs Report



Submitted to the Bond Oversight Committee on January 15, 2014



## About

The Bond Programs Report provides the public with project updates and spending details on the City's voter-approved General Obligation bond programs. The report is produced by Capital Planning Office staff with assistance from participating Capital Improvement Program departments. The report is presented to the Bond Oversight Committee. This report includes data through the first fiscal quarter, which ended Dec. 31, 2014.

The Bond Oversight Committee is a citizen committee composed of seven members who are appointed by City Council. The committee ensures efficiency, equity, timeliness and accountability in the implementation of the 2012, 2010 and 2006 bond programs. The committee is also responsible for reviewing the annual bond appropriation and sale schedule. For more information about the Bond Oversight Committee, visit [www.austintexas.gov/bondoversight](http://www.austintexas.gov/bondoversight).

## Inside

GO Bond Programs Summary .....	3
2012 Bond Program .....	4
2010 Mobility Bond Program .....	9
2006 Bond Program .....	12

## Key Terms

**Allocated:** The amount of funds designated by the City of Austin Budget Office to be spent per reporting category or proposition. Allocated funds are tied to bond sales, which must be performed in \$5,000 increments.

**Appropriated:** City Council authorizes the appropriation of funds, which gives staff the legal authority to expend the funds for a specific purpose. City Council may approve multiple installments of funding throughout the project's phases.

**Available:** The amount of funds allocated minus the amount encumbered and expended.

**Encumbered:** Commitments made to unperformed contracts for goods or services.

**Expenditure:** Funds that have been paid for goods or services.

**Fiscal Year:** October 1 to September 30; FY 14 is Oct. 1, 2013 to Sept. 30, 2014.

- Q1 = First fiscal quarter; October—December
- Q2 = Second fiscal quarter; January—March
- Q3 = Third fiscal quarter; April—June
- Q4 = Fourth fiscal quarter; July—September

**Obligated:** The sum of funds encumbered and expended.

**Phase:** This refers to the project phase currently underway. The following phases are typical for projects included in this report:

- Preliminary Phase
- Design Phase
- Bid/Award/Execution Phase
- Construction Phase
- Post-construction Phase

**Substantial Completion:** A bond program is considered substantially complete when approximately 90% of voter-approved funds have been expended or the point at which program intent has been sufficiently fulfilled.

## Questions?

For additional information, visit [www.austintexas.gov/cip](http://www.austintexas.gov/cip). Contact the Capital Planning Office at 512-974-3344. Inquiries may be emailed to [capitalplanning@austintexas.gov](mailto:capitalplanning@austintexas.gov).

## GO Bond Programs Summary

## Summary of Bond Programs spending through FY14 Q1

Bond Programs	Voter Approved	Obligated*	% Obligated	Expended	% Expended
2012 Bond Program	\$306,648,000	\$36,636,531	12%	\$28,731,318	9%
2010 Mobility Bond Program	\$90,000,000	\$82,770,408	92%	\$65,184,669	72%
2006 Bond Program	\$567,400,000	\$461,612,384	81%	\$430,711,273	76%
<b>TOTAL</b>	<b>\$964,048,000</b>	<b>\$581,019,324</b>	<b>60%</b>	<b>\$524,627,260</b>	<b>54%</b>

\*Obligated funds are the sum of funds encumbered and expended.

2012 Bond Program	\$306,648,000
Prop 12: Transportation and Mobility	\$143,299,000
Prop 13: Open Space and Watershed Protection	\$30,000,000
Prop 14: Parks and Recreation	\$77,680,000
Prop 16: Public Safety	\$31,079,000
Prop 17: Health and Human Services	\$11,148,000
Prop 18: Library, Museum and Cultural Arts Facilities	\$13,442,000

2010 Mobility Bond Program	\$90,000,000
Mobility Enhancements	\$23,680,000
Signals	\$4,200,000
Pedestrian/ADA/Bikeways	\$42,935,000
Street Reconstruction	\$19,185,000

2006 Bond Program	\$567,400,000
Prop 1: Transportation	\$103,100,000
Prop 2: Drainage and Open Space	\$145,000,000
Prop 3: Parks	\$84,700,000
Prop 4: Community and Cultural Facilities	\$31,500,000
Prop 5: Affordable Housing	\$55,000,000
Prop 6: New Central Library	\$90,000,000
Prop 7: Public Safety Facilities	\$58,100,000

## Summary Highlights

- ⇒ During the first fiscal quarter of 2014, the City expended \$52.4 million in 2006, 2010 and 2012 bond program funds. That is more than double the amount expended during the fourth quarter of 2013.
- ◇ Proposition 13 from the 2012 Bond Program accounted for \$18.3 million, or 35%, of total funds expended due to the City's acquisition of the Hudson Ranch/Hays County Tract in December.
- ⇒ The amount of funds obligated in the voter-approved bond programs rose by \$44.8 million, more than triple the amount obligated during the fourth quarter of 2013.



On Nov. 6, 2012, Austin voters approved \$306.6 million in bond propositions to fund capital improvements in the categories listed below.

### Budget Summary

	Allocated	Obligated**	% Obligated	Expended	% Expended
Prop 12: Transportation and Mobility	\$143,295,000*	\$10,665,257	7%	\$6,649,499	5%
Prop 13: Open Space and Watershed Protection	\$30,000,000	\$19,595,103	65%	\$19,595,103	65%
Prop 14: Parks and Recreation	\$77,680,000	\$3,724,086	5%	\$612,492	1%
Prop 16: Public Safety	\$31,075,000*	\$1,881,902	6%	\$1,668,634	5%
Prop 17: Health and Human Services	\$11,145,000*	\$755,999	7%	\$191,648	2%
Prop 18: Library, Museum and Cultural Arts Facilities	\$13,440,000*	\$14,185	0%	\$13,944	0%
<b>2012 Bond Program</b>	<b>\$306,635,000*</b>	<b>\$36,636,531</b>	<b>12%</b>	<b>\$28,731,318</b>	<b>9%</b>

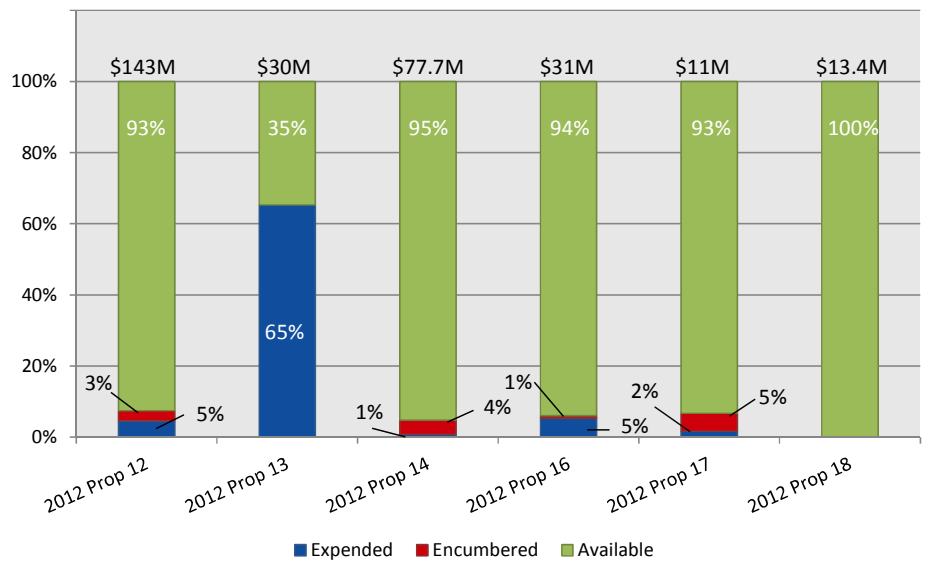
\*Approval of each bond proposition gives the City the authority to sell bonds and spend funds up to the amount approved by voters. However, General Obligation bonds must be sold in \$5,000 increments, necessitating the Budget Office to allocate Prop 12 funds in an amount \$4,000 less than voters approved; Prop 16 by \$4,000 less; Prop 17 by \$3,000 less; and Prop 18 by \$2,000 less.

\*\*Obligated funds are the sum of funds encumbered and expended.

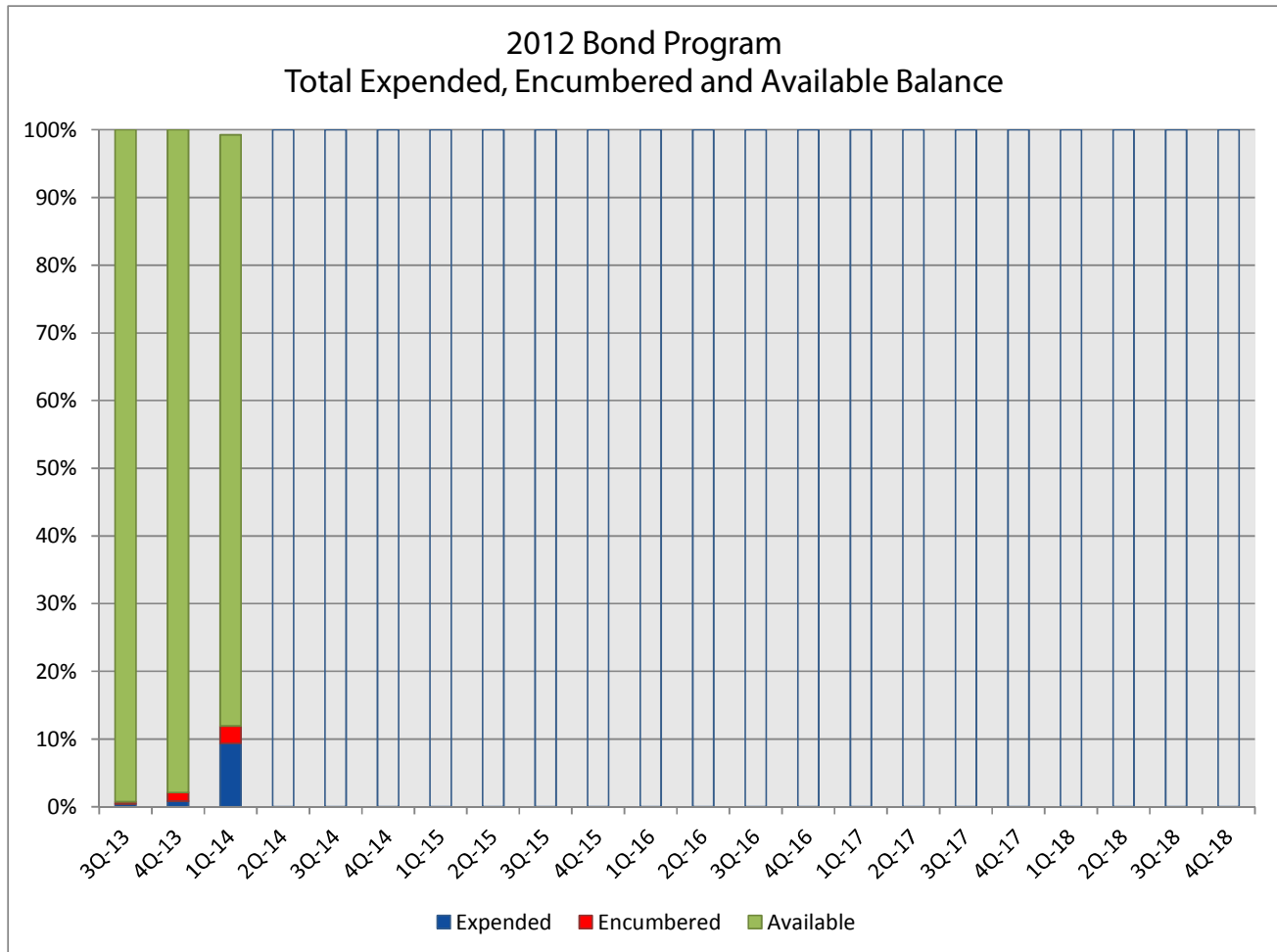
### Program Highlights

- ⇒ Propositions 12, 13 and 17 started expending funds in fiscal year 2013 and propositions 14, 16 and 18 began expending funds at the start of fiscal year 2014.
- ⇒ During the first quarter of 2014, the City expended an additional 8%, or \$26.1 million.
- ⇒ Propositions 12 and 16 increased spending by 4%.

### Spending Summary - FY14 Q1



The chart below shows spending over time for the 2012 Bond Program. Dollar amounts expended, encumbered and available are captured on a quarterly basis from inception of the bond program and will continue through the program's completion.



### Chart Highlights

- ⇒ Spending ramped up during the first quarter of fiscal year 2014.
- ⇒ A majority of the expenditures, \$18.3 million, came from Proposition 13 for the purchase of the Hudson Ranch/Hays County Tract.

### Did you know?

- ⇒ There are approximately 93 projects or programs currently funded in whole or in part by the 2012 Bond Program.
- ⇒ Of those projects, approximately 19 are anticipated to begin soon and 74 are active.

## Prop 12: Transportation and Mobility

### East 51st Street Improvements

**Phase:** Preliminary Engineering

**Budget Estimate:** \$4.2 million

**Bond Funding:** \$3.5 million

The 51<sup>st</sup> Street improvement project is one of the handful of partnership/community-based projects in the 2012 Bond Program. The City is contributing \$3.5 million in general obligation bond funding, and Catellus, the developer of Mueller, has pledged to contribute approximately \$730,000. The project has kicked off the preliminary engineering phase, which will inform the design and construction phases. A contribution agreement between the City and Catellus will be completed after the preliminary phase of the project.



According to the 51st Street Vision Plan, the grocery-anchored market District will present an active corner to the Berkman Drive and 51st Street intersection.

## Prop 13: Open Space and Watershed Protection

### Hudson Ranch/Hays County Tract Acquisition

**Phase:** Complete

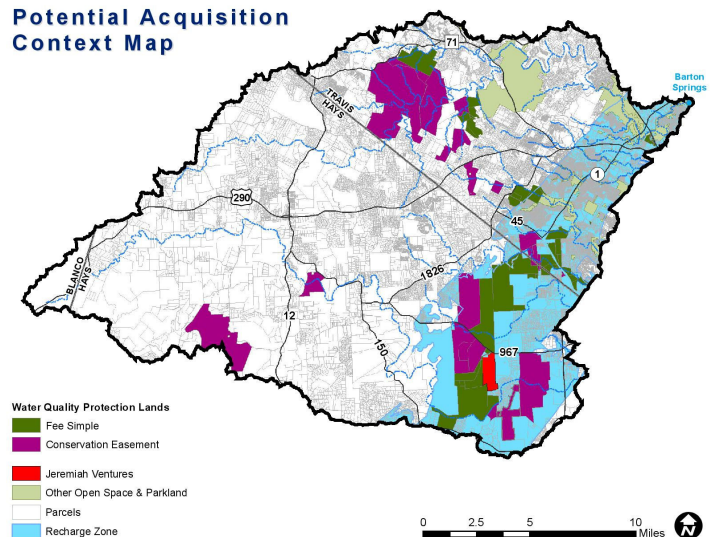
**Budget Estimate:** \$18 million

**Bond Funding:** \$18 million

The City closed on an approximately 607 acre tract of land in Hays County on Dec. 30, 2013. The tract was purchased from Jeremiah Venture, LP to protect the quality and quantity of water in the Barton Springs recharge and contributing zones. Due to the geology of the area, water on the surface can directly infiltrate the ground to the Barton Springs segment of the Edwards Aquifer and then move to Barton Springs. In addition, runoff from the Hudson Ranch flows into Onion Creek, the largest water source to Barton Springs.

The acquisition would also prevent a proposed development of 1,000 residential homes with irrigation of treated water, thereby protecting the Edwards Aquifer and Barton Springs by removing potential sources of pollutants.

Potential Acquisition  
Context Map



The 600 acres proposed for acquisition are indicated above in red.

## Prop 14: Parks and Recreation

### Oakwood Cemetery Chapel Restoration

**Phase:** Preliminary

**Budget Estimate:** To be determined

**Bond Funding:** To be determined

Built in 1914, the historically significant limestone chapel will be restored for public use. A study to assess the facility's infrastructure highlighted the need to address its long term health, like stabilizing the building foundation and addressing drainage issues, as well as architectural improvements, such as restoring the masonry, pointed arch windows and wood trim.

The City has procured an architect to execute the construction documents, and will likely seek additional funding for the full implementation of these improvements. The City has allocated \$2 million to cemetery improvements throughout Austin. Staff is currently working on a budget estimate and timeline for the restoration of the Oakwood Chapel.



The Oakwood Cemetery chapel is located on the west side of Oakwood Cemetery.

## Prop 16: Public Safety

### Women's Locker Room Additions and Driveway Replacements

**Phase:** Preliminary

**Budget Estimate:** To be determined

**Bond Funding:** \$876,000, Locker Room Additions; \$2.5 million, Driveway Replacements

Locker room and fire station driveway replacements may be combined as projects and executed in conjunction with station renovations that will extend the life of the facilities by an expected 15 to 20 years.

The planned Phase 5 of the locker room additions project includes the remodeling of six stations—Nos. 5, 7, 22, 24, 26 and 27—to add women's locker rooms for female firefighters. The current phase is five of six with 12 of Austin Fire's 44 stations still needing adjustments. The department has been updating facilities to include women's locker rooms since 1999.

## Prop 17: Health and Human Services


### Betty Dunkerley Campus Improvements

**Phase:** Design

**Budget Estimate:** \$1.9 million

**Bond Funding:** \$1.9 million

Design is in progress and site plan permitting process will begin at completion of design. A community meeting will be held in the beginning of February to share project information with the surrounding community. Infrastructure improvements at the Betty Dunkerley campus, home to the Austin Animal Center as well as the City's Health and Human Services Department, will include site drainage improvements, loop road widening and repaving, new entrance on Gardener road, additional parking, lighting and signage. Bidding and City Council approval are planned for fall 2014 and construction is likely to start in spring 2015.



During rain events, walkways and parking lots on the Betty Dunkerley campus are prone to flooding, as pictured above.



## Prop 18: Library, Museum and Cultural Arts Facilities

### Austin Studios Expansion

**Phase:** Preliminary

**Budget Estimate:** To be determined

**Bond Funding:** \$5.4 million

The City and the Austin Film Society are working on a bond agreement, which will ensure that the improvements meet the public purpose of the approved bond proposition. Once executed, staff will begin creating a schedule for the project.

Austin Studios is managed by the Austin Film Society and is used for the production of films, television programs, commercials and multi-media productions, and other uses associated with the film industry, including educational, literacy and job-training. The studio complex is located on 20 acres of City-owned land at Mueller and leased to the Austin Film Society. In 2013, the City reconfigured the 20-acre site to include the former National Guard armory after the National Guard vacated the premises.



The 2012 Bond Program investment in Austin Studios will focus on renovations and improvements to the former National Guard Armory, pictured above.

The 2012 Bond Program investment in Austin Studios will focus on renovations and improvements to the former armory for use as offices and a sound stage. Design of the renovations will likely take eight months to a year, and construction will likely start in early 2015.

City staff and the Austin Film Society are currently aligning the budget with highest priority improvements.



The inside of the armory will likely be converted into another stage for filming.



## 2010 Mobility Bond Program



City of Austin

Bond Programs Report  
First Quarter FY 14

On Nov. 2, 2010, Austin voters approved a \$90 million bond proposition to fund capital improvements in the categories listed below.

### Budget Summary

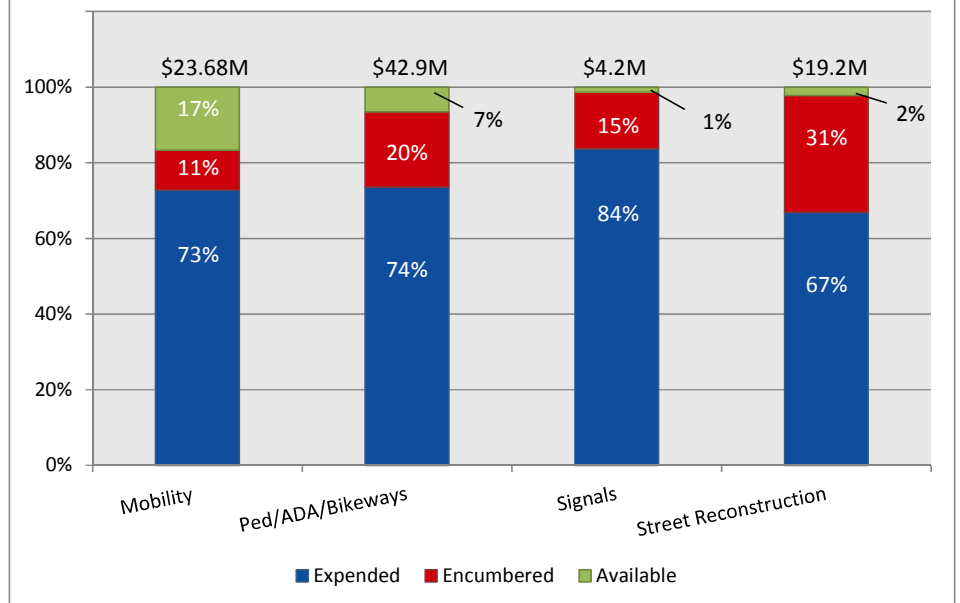
Category	Allocated	Obligated*	% Obligated	Expended	% Expended
Mobility Enhancements	\$23,680,000	\$19,733,325	83%	\$17,245,413	73%
Pedestrian/ADA/Bikeways	\$42,935,000	\$40,135,663	93%	\$31,594,371	74%
Signals	\$4,200,000	\$4,143,642	99%	\$3,517,121	84%
Street Reconstruction	\$19,185,000	\$18,757,778	98%	\$12,827,764	67%
<b>2010 Mobility Bond Program</b>	<b>\$90,000,000</b>	<b>\$82,770,408</b>	<b>92%</b>	<b>\$65,184,669</b>	<b>72%</b>

\*Obligated funds are the sum of funds encumbered and expended.

### Program Highlights

- ⇒ During the first quarter of 2014, the 2010 Mobility Bond Program funds expended rose by 10%, or \$9.3 million.
- ⇒ Spending increased in all four appropriation categories by between 5% and 15%.
  - ◇ The Mobility Enhancements category increased its amount expended by 15% in the first quarter of 2014.
  - ◇ The Pedestrian/ADA/Bikeways category continued its considerable spending push with an additional 11% expended, compared with a 22% increase in the previous quarter.

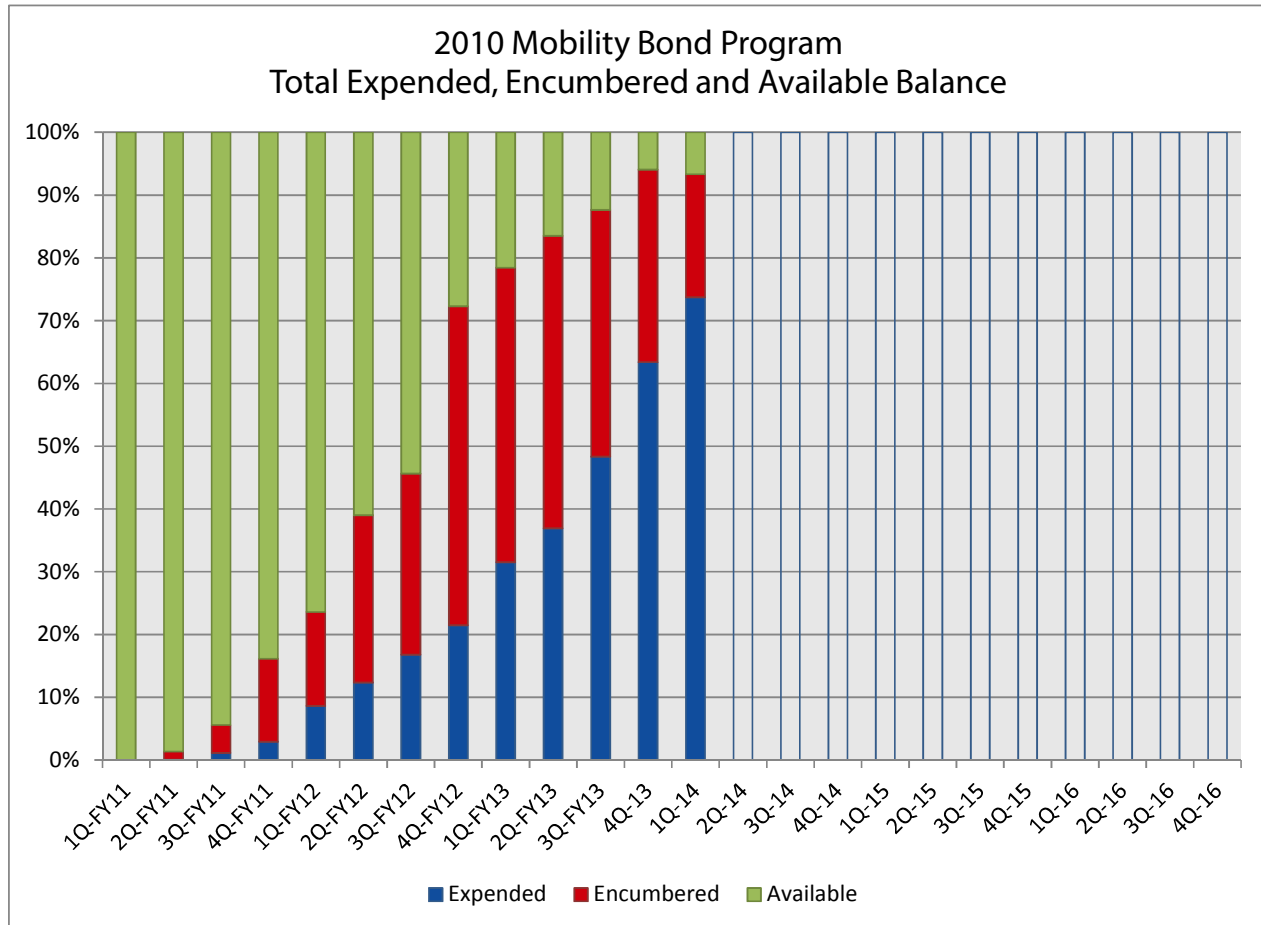
### Spending Summary - FY14 Q1



## 2010 Mobility Bond Program



The chart below shows spending over time for the 2010 Mobility Bond Program. Dollar amounts expended, encumbered and available are captured on a quarterly basis from inception of the bond program and will continue through the program's completion.



### Chart Highlights

- ⇒ For fiscal year 2013, on average 41% of the total \$90 million bond program was in an encumbered status.
- ⇒ The largest amount of funds encumbered for the 2010 Mobility Bond Program occurred in the fourth quarter of the 2012 fiscal year. That amount was \$45.7 million.
- ⇒ On average, \$5.2 million, or 6%, of the 2010 Mobility Bond Program was expended each quarter.
- ⇒ The largest amount of funds expended for the 2010 program occurred in the fourth quarter of the 2013 fiscal year, at which time nearly \$13.3 million, or 15%, was expended.

### Did you know?

- ⇒ There are approximately 88 projects or programs funded in whole or in part by the bond program.
- ⇒ Approximately 57 projects are currently active.

## 2010 Mobility Bond Program



City of Austin

Bond Programs Report  
First Quarter FY 14

### Mobility Enhancements


#### Boardwalk Trail at Lady Bird Lake

**Phase:** Construction

**Budget Estimate:** \$27.5 million

**Bond Funding:** \$150,000, 2012 Bond; \$20.2 million, 2010 Bond

At the end of December, construction was 85% complete. All deck structures are substantially complete and the contractor is working on the last pre-cast deck placements. The on-grade trail in the parkland west of I-35 is essentially complete. The on-grade trail in the east section is 90% complete. Handrail and associated lighting work is underway. Construction of the restroom has begun and the walls are going up. Design of the fishing pier is nearing completion and will be sent for approval, permitting and pricing in January. Landscaping work is on hold until the weather is suitable — likely sometime in March. The City anticipates the project to be completed in summer 2014.



A rendering of the Boardwalk Trail at Lady Bird Lake.

### Pedestrian/ADA/Bikeways

#### Pedestrian Program

**Phase:** Ongoing

**Budget Estimate:** N/A

**Bond Funding:** \$10 million allocated to ADA Compliance

The Pedestrian Program is an ongoing program funded primarily by bonds. It includes new sidewalk construction, sidewalk repair and the rehabilitation of existing sidewalks to bring them into compliance with ADA standards. In the 2013 fiscal year, the City constructed, repaired or replaced about 12.5 linear miles of sidewalk to meet ADA requirements.

The program is guided by the City's Sidewalk Master Plan, which was adopted by City Council in 2009. Sidewalk projects are first prioritized based on the prioritization criteria shown in the Sidewalk Master Plan. Sidewalks that rank as "high" or "very high" are then evaluated based on whether or not they would address a neighborhood plan recommendation and other factors, with projects that serve multiple needs, such as being very high priority, supporting a transit stop and being included in a neighborhood plan, being evaluated for feasibility and potentially constructed.

The Pedestrian Program is part of the Neighborhood Connectivity Division of the City's Public Works Department. For more information, visit [www.austintexas.gov/publicworks](http://www.austintexas.gov/publicworks).

### Street Reconstruction

#### Colorado Street from Third to Seventh streets

**Phase:** Substantially Complete

**Budget Estimate:** \$8.1 million

**Bond Funding:** \$7 million, 2010 Bond; \$1.1 million, 2006 Bond

The street reconstruction project is substantially complete, and included reconstruction of the street, sidewalk, and curb and gutter as well as the addition of trees, street lights, benches, bicycle racks and traffic signals to Great Streets standards. The project also included rehabilitation of water and wastewater lines, and storm sewer improvements.

Remaining items before project completion include electrical control box inspection and irrigation control inspection. Colorado Street reconstruction will continue forward from Seventh to 10th streets with 2012 Bond Program funds in the amount of \$5.6 million.

The City's Art in Public Places program commissioned artists Dharmesh Patel and Autumn Ewalt to create Crystalline, a series of four polished stainless steel sculptures installed along Colorado Street, between Third and Seventh streets. One sculpture was installed in fall 2013; the remaining three pieces are anticipated for installation in 2014.



The first installation of a four-piece series, Crystalline, that are part of the street reconstruction project.



## 2006 Bond Program



City of Austin

Bond Programs Report  
First Quarter FY 14

On Nov. 7, 2006, Austin voters approved \$567.4 million in bond propositions to fund capital improvements in the categories listed below.

### Budget Summary

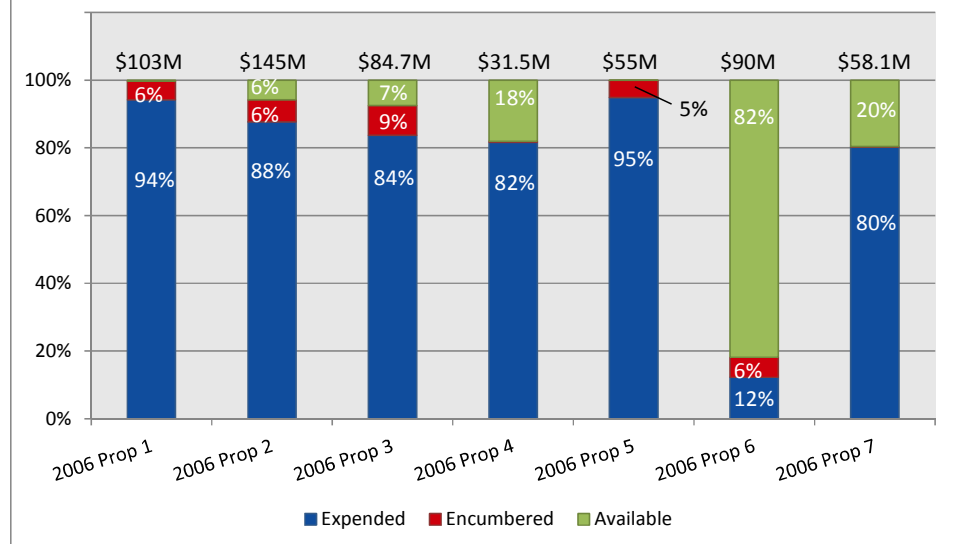
	Allocated	Obligated*	% Obligated	Expended	% Expended
Prop 1: Transportation	\$103,100,000	\$102,928,057	100%	\$94,863,022	92%
Prop 2: Drainage and Open Space	\$145,000,000	\$133,670,997	92%	\$124,379,641	86%
Prop 3: Parks	\$84,700,000	\$76,304,856	90%	\$68,181,323	80%
Prop 4: Community and Cultural Facilities	\$31,500,000	\$25,781,960	82%	\$25,430,487	81%
Prop 5: Affordable Housing	\$55,000,000	\$53,121,826	97%	\$51,831,948	94%
Prop 6: New Central Library	\$90,000,000	\$16,353,152	18%	\$9,726,217	11%
Prop 7: Public Safety Facilities	\$58,100,000	\$43,780,493	75%	\$43,703,359	75%
<b>2006 Bond Program</b>	<b>\$567,400,000</b>	<b>\$451,941,341</b>	<b>80%</b>	<b>\$418,115,996</b>	<b>74%</b>

\*Obligated funds are the sum of funds encumbered and expended.

### Program Highlights

- ⇒ Unlike the 2012 and 2010 bond programs, the 2006 Bond Program only slightly increased expenditures in the first fiscal quarter of 2014, going from 74% expended to 76%.
- ⇒ Proposition 7 expended an additional 5%, or \$2.8 million, in the first quarter of 2014. Once an additional 10% is expended, the proposition will be substantially complete.
- ⇒ Proposition 3 expenditures also rose considerably, going from \$68.1 million to \$71 million, an increase of 4%.
- ⇒ A majority of Proposition 6 funds are anticipated to be expended by the end of 2016.

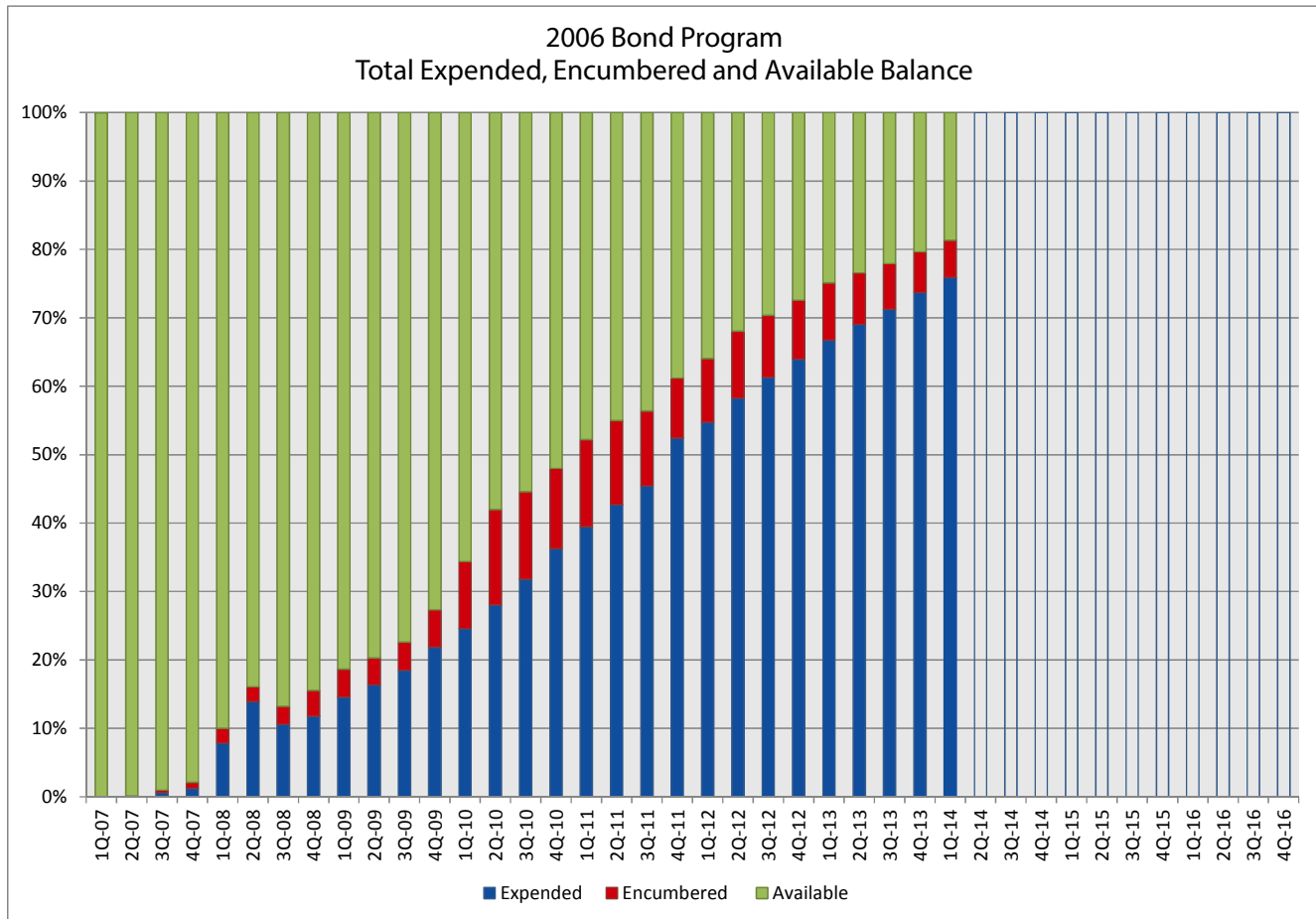
### Spending Summary - FY14 Q1



## 2006 Bond Program



The chart below shows spending over time for the 2006 Bond Program. Dollar amounts expended, encumbered and available are captured on a quarterly basis from inception of the bond program and will continue through the program's completion.



### Chart Highlights

- ⇒ On average, 7% of the \$567.4 million 2006 Bond Program funds were in an encumbered status each quarter.
- ⇒ The largest amount of funds encumbered for the 2006 Bond Program occurred in the second quarter of fiscal year 2010. At that time, \$79 million was encumbered.
- ⇒ On average, \$15.5 million, or 3%, of the 2006 Bond Program was expended each quarter.

### Did you know?

- ⇒ Approximately 400 projects or programs are funded in whole or in part by the 2006 Bond Program.
- ⇒ Prop 1 Transportation, funded more than 90 projects or programs.
- ⇒ Prop 2 Drainage and Open Space, includes over 30 projects, of which one third are land acquisitions.
- ⇒ More than 180 projects, ranging from small to large, used funding from Prop 3 Parks.



## Prop 1: Transportation

### Bowie Underpass

**Phase:** Design

**Budget Estimate:** \$4.1 million

**Bond Funding:** \$500,000

This project will continue the dedicated bicyclist and pedestrian facility from the Pfluger Bridge, which crosses Lady Bird Lake near Lamar Boulevard, and will provide a dedicated route for bicyclists and pedestrians to safely cross the Union Pacific Railroad (UPRR). Currently, cyclists and pedestrians ride or walk across the railroad tracks on the west side of Lamar Boulevard, where there is an opening in a fence.

The project will replace one span of the existing railroad bridge above West Second Street and add a new railroad bridge between Bowie and West streets, a few blocks east of where cyclists and pedestrians now cross the railroad. The project will include an ADA-compliant

crossing and automatic gate connected to the train signal system on the west side of Lamar as well the new underpass below the existing tracks on the east side of Lamar. Construction is tentatively anticipated to begin in fall 2014 and finish in late 2015. Construction schedules are subject to UPRR rail closure schedules.



A cyclist crosses the Union Pacific Railroad at the frequently used gap in the fence to the west of Lamar Boulevard.

## Prop 2: Drainage and Open Space

### Williamson Creek—Blarwood Storm Drain Restoration

**Status:** Substantially Complete

**Budget Estimate:** \$8.2 million

**Bond Funding:** \$7.2 million

The project, which reached substantial completion in December, is intended to mitigate flooding that is occurring in developed areas due to undersized storm drain systems and to protect drivers as well as residents. The Blarwood project includes approximately 11,000 linear feet of storm drain system for the area bounded by Campden Drive on the south, Coatbridge Drive on the north, Aldford Drive on the east and Blarwood on the west. The project reduces the risk of localized flooding for approximately 52 homes.

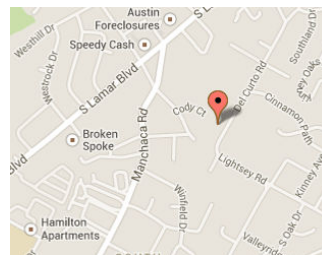
## Prop 3: Parks

### Del Curto Pocket Park


**Status:** Substantially Complete

**Budget Estimate:** \$949,000

**Bond Funding:** \$600,000



The new two-acre park opened to the public in late December. Amenities include a playscape, concrete pad with basketball goal, grill and picnic benches, pavilion, trail, informational kiosk for community postings and a renovated parking lot. The park was developed because City analysis indicated a strong need for parkland in the area. The City is accepting applications for a formal name for the park. Applications are available for download at [www.austintexas.gov/parks](http://www.austintexas.gov/parks).



Park amenities include a new playscape, pavilion and trail.





## Prop 4: Community and Cultural Facilities

### Mexican American Cultural Center

**Phase:** N/A

**Budget Estimate:** N/A

**Bond Funding:** \$5 million

About \$500,000 in remaining funds from Prop 4 of the 2006 Bond Program are being used for additional improvements to the Mexican American Cultural Center (MACC) beyond the original project scope. These improvements include an update of the signage to reflect the new facility name, a parking analysis with recommendations to alleviate congestion, potential parking lot construction and shading to mitigate the direct sunlight on the plaza area.

The site plan will first be submitted to the Planning and Development Review Department around spring 2014 and then the Planning Commission, a citizen board, will have the opportunity to review and approve the site plan.

The planned improvements are not associated with any phase of the project. The City plans on using the MACC bond funds until they are exhausted to meet bond requirements.

## Prop 5: Affordable Housing

### Capital Studios

**Phase:** Construction

**Budget Estimate:** \$20.3 million

**Bond Funding:** \$2 million

In 2011, nonprofit organization Foundation Communities purchased a parking lot near the major downtown intersection of East 11<sup>th</sup> and San Jacinto streets. The City provided a \$2 million investment to help construct a facility with 135 furnished studios to be leased for \$400-\$650 per month (including bills) to low-income adults or those exiting homelessness. Capital Studios is expected to be open in 2014.



A rendering of Capital Studios.

### The Works at Pleasant Valley

**Phase:** Complete

**Budget Estimate:** \$6 million

**Bond Funding:** \$650,000

The new facility, located on Pleasant Valley Road north of East Seventh Street, is composed of 45 units. The units are available to youth and young adults who have come from backgrounds of abuse, neglect, unstable or unsafe family situations or those who have spent years in the foster care system only to become homeless at age 18 when state support ends. The Works at Pleasant Valley was developed by Lifeworks Austin, a nonprofit organization. Construction of the facility began in May 2013.



A rendering of the Works at Pleasant Valley.

## Prop 6: New Central Library

**Status:** Construction

**Budget Estimate:** \$120 million

**Bond Funding:** \$90 million

Workers are currently excavating the site in preparation to lay the foundation for the underground parking garage. The City issued a Request for Proposals (RFP) for the New Central Library café on Nov. 24, 2013. That RFP is open until Jan. 31, 2014.

The City's Art in Public Places program commissioned artist Christian Moeller to design a large sculpture for the library atrium, and a final design is scheduled for approval in early 2014.

Construction of the library is expected to be complete in September 2016. Learn more about the New Central Library at [www.library.austintexas.gov/newcentral](http://www.library.austintexas.gov/newcentral).

## Prop 7: Public Safety Facilities

Prop 7 of the 2006 Bond Program allocated \$58.1 million to public safety facilities. So far, the proposition has funded EMS Station No. 33 to serve the Mueller development and surrounding area, renovation and expansion of the public safety training facility on Shaw Lane and the Animal Services Center. The remaining project is the Municipal Court and a Police Northeast Substation.