

CCD output-based metrics requested by Council Member Spelman's resolution

1. The number of complaints received and the number of properties complained against.
2. The number and category of Notices of Violation (NOVs) issued. The categories may be by type of violation or by section of the code violated, but should remain consistent over time so that trends can be identified.
3. The number and category of cases where no compliance is obtained and whether those cases were referred to the Building and Standards Commission, received a citation, or received an order of abatement.
4. The geographic distribution of violations by category, broken down by Neighborhood Contact Team area, census tract, or other sector that allows Council and management an opportunity to identify areas of particular concern.
5. The number and types of licenses issued and the average time to obtain each type of license.

ACD 4th Quarter Report FY2014

	4Q FY2014	%
Total Number of Complaint Cases	5,378	100%

Number of Properties That Received One or More Complaints	4,630	100%
--	-------	------

Number of Notices of Violation (NOVs) Issued*	2,145	100%
--	-------	------

Structural Condition: 378 18%

Zoning: 485 23%

Structural Condition With Zoning: 278 13%

Nuisance Abatement: 996 46%

**NOVs issued includes all NOVs issued during the 2nd quarter, regardless of the date the complaint case originated. One code violation case may receive more than one NOV.*

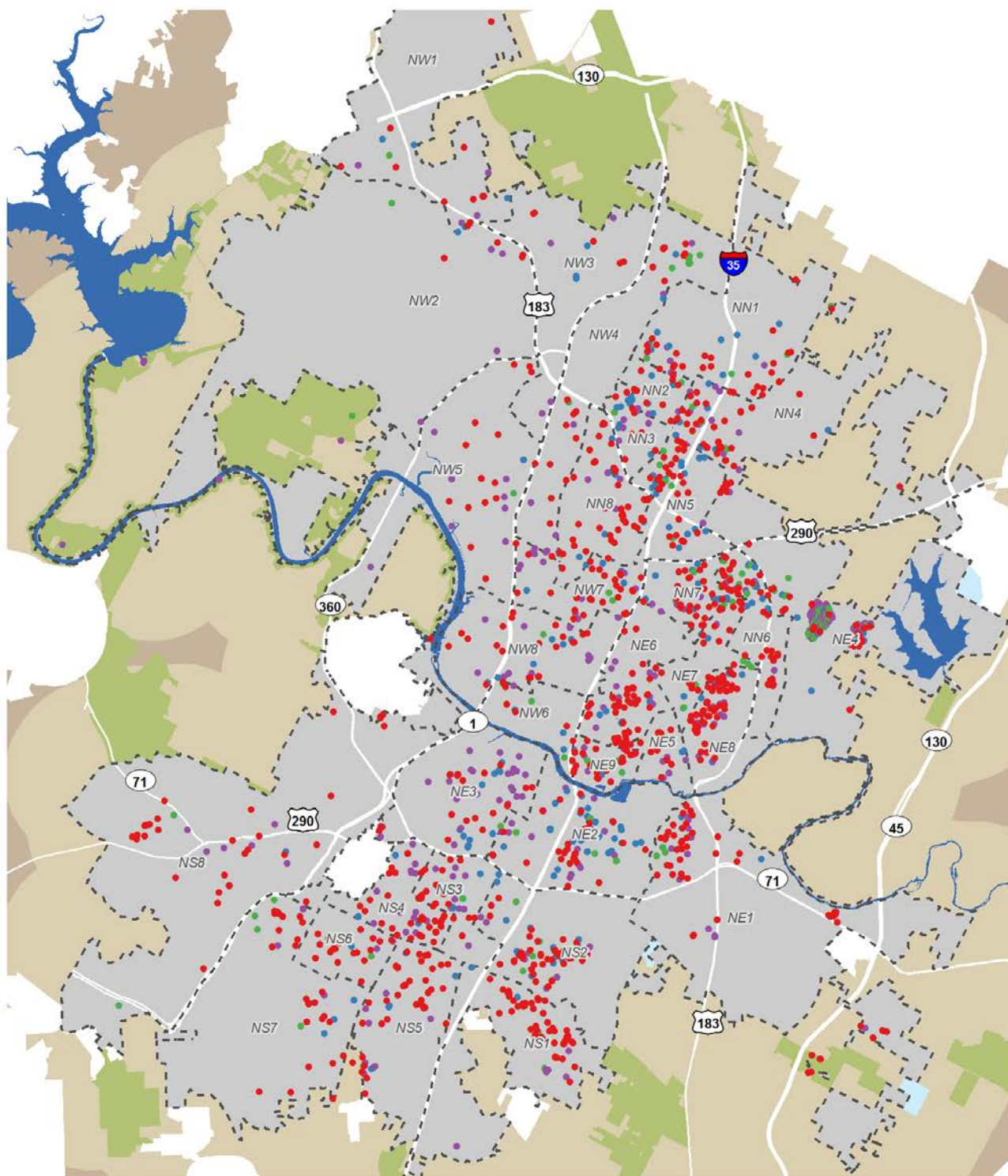
Cases Where Compliance Is Not Obtained	274	100%
---	-----	------

Referred to BSC: 116 42%

Received Citation: 7 3%

Received Order of Abatement: 151 55%

	Issued 4Q FY2014		Active To Date	
		%		%
Number of Licenses	382	100%	2,023	100%
<i>Hotel:</i>	3	1%	119	6%
<i>Motel:</i>	1	0.3%	56	3%
<i>Boarding House:</i>	1	0.3%	34	2%
<i>Bed and Breakfast:</i>	0	0%	5	0%
<i>Mobile Home Park:</i>	2	1%	30	1%
<i>Rooming House:</i>	2	1%	61	3%
<i>Short-term Rental:</i>	337	88%	1180	58%
<i>Waste Hauler:</i>	36	9%	538	27%



Notices of Violation (NOV) Issued by Type of Violation

0 1.25 2.5 5 Miles

Violation Type (NOV)

- Property Abatement (980)
- Structural (378)
- Structural w/ Zoning (276)
- Zoning (484)

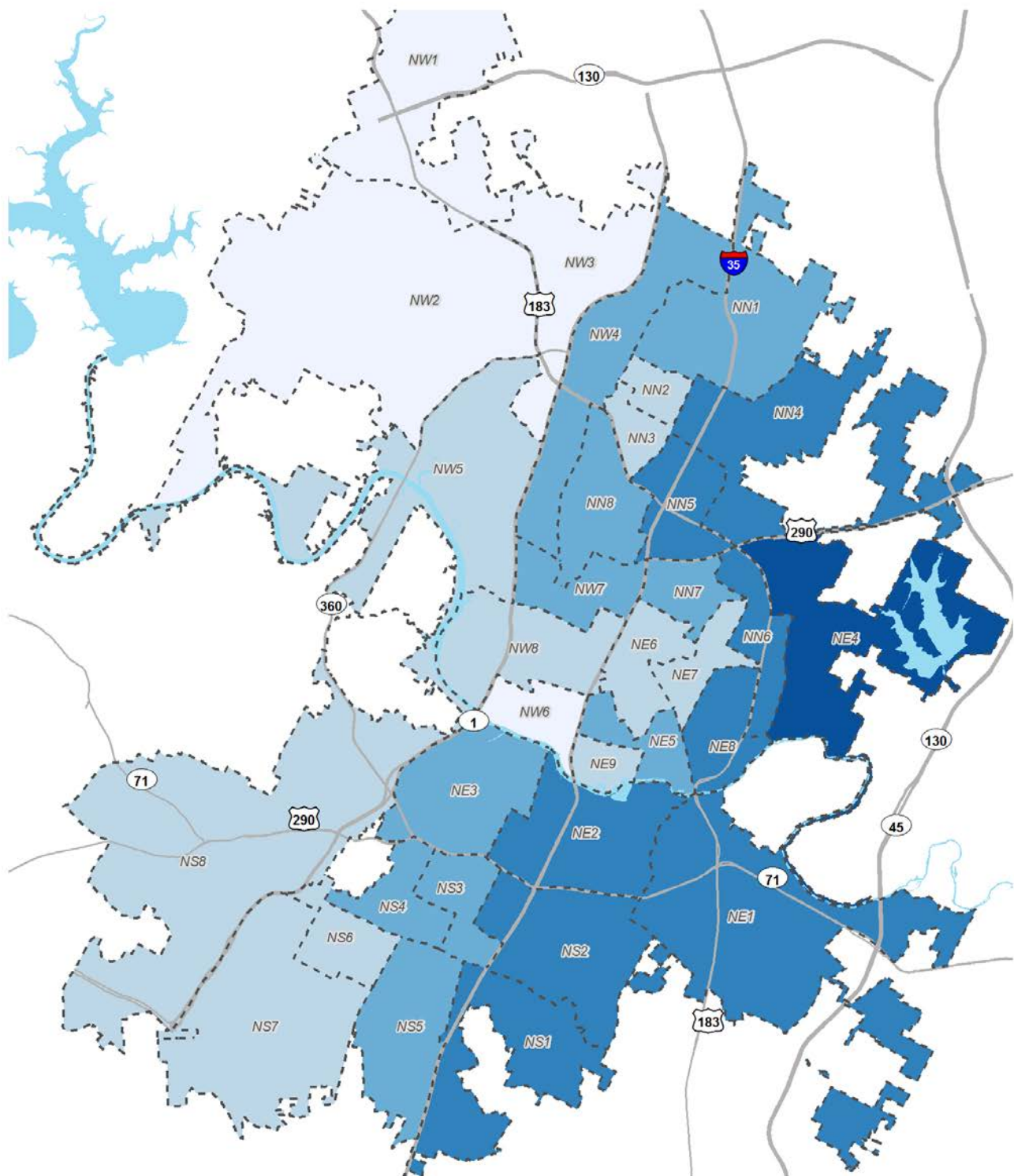
Jurisdiction

- Austin 2 Mile ETJ
- Austin 5 Mile ETJ
- Austin ETJ Ag Dev
- Austin Ltd Purpose

AUSTINCODE DEPARTMENT

This product has been produced by the Code Department for the sole purpose of geographic reference. No warranty is made by the City of Austin regarding specific accuracy or completeness.

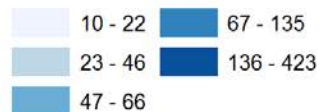
Prepared by J. Clary on 10/27/2014



Notices of Violation (NOV) Issued by Neighborhood District

0 1.25 2.5 5 Miles

of NOVs Issued



AUSTINCODE DEPARTMENT

This product has been produced by the Code Department for the sole purpose of geographic reference. No warranty is made by the City of Austin regarding specific accuracy or completeness.

Prepared by J. Clary on 10/27/2014