



CITY OF AUSTIN

FY 2019-2024

2019 – 2020

2020 – 2021

2021 – 2022

2022 – 2023

2023 – 2024

CONSOLIDATED PLAN

PREPARED BY

Neighborhood Housing and Community Development Department
PO Box 1088
Austin, Texas 78767

City of Austin, Texas

Fiscal Year 2019-24 Consolidated Plan and FY 2019-20 Annual Action Plan



Prepared by: City of Austin

Neighborhood Housing and Community Development Department

PO Box 1088, Austin, TX 78767

512-974-3100

www.austintexas.gov/housing

Austin City Council

Steve Adler

Mayor

Delia Garza, *District 2*

Mayor Pro Tem

Council Members

Natasha Harper-Madison, *District 1*

Sabino “Pio” Renteria, *District 3*

Gregorio “Greg” Casar, *District 4*

Ann Kitchen, *District 5*

James “Jimmy” Flannigan, *District 6*

Leslie Pool, *District 7*

Paige Ellis, *District 8*

Kathie Tovo, *District 9*

Alison Alter, *District 10*

Spencer Cronk

City Manager

City of Austin Fiscal Year 2019-24 Consolidated Plan

Table of Contents

| | |
|-------------------------------------------------------------------------------------|-----|
| Executive Summary..... | 1 |
| PR-05 Lead and Responsible Agencies 24 CFR 91.200(b)..... | 10 |
| PR-10 Consultation - 91.100, 91.200(b), 91.215(l)..... | 12 |
| PR-15 Citizen Participation..... | 35 |
| NA-05 Overview..... | 40 |
| NA-10 Housing Needs Assessment - 24 CFR 91.205 (a,b,c)..... | 41 |
| NA-15 Disproportionately Greater Need: Housing Problems – 91.205 (b)(2)..... | 53 |
| NA-20 Disproportionately Greater Need: Severe Housing Problems – 91.205 (b)(2)..... | 58 |
| NA-25 Disproportionately Greater Need: Housing Cost Burdens – 91.205 (b)(2)..... | 62 |
| NA-30 Disproportionately Greater Need: Discussion – 91.205(b)(2)..... | 64 |
| NA-35 Public Housing – 91.205(b)..... | 66 |
| NA-40 Homeless Needs Assessment – 91.205(c)..... | 73 |
| NA-45 Non-Homeless Special Needs Assessment - 91.205 (b,d)..... | 82 |
| NA-50 Non-Housing Community Development Needs – 91.215 (f)..... | 86 |
| MA-05 Overview..... | 90 |
| MA-10 Number of Housing Units – 91.210(a)&(b)(2)..... | 91 |
| MA-15 Housing Market Analysis: Cost of Housing - 91.210(a)..... | 94 |
| MA-20 Housing Market Analysis: Condition of Housing – 91.210(a)..... | 97 |
| MA-25 Public and Assisted Housing – 91.210(b)..... | 101 |
| MA-30 Homeless Facilities and Services – 91.210(c)..... | 104 |
| MA-35 Special Needs Facilities and Services – 91.210(d)..... | 106 |
| MA-40 Barriers to Affordable Housing-91.210(e)..... | 110 |
| MA-45 Non-Housing Community Development Assets – 91.215 (f)..... | 111 |
| MA-50 Needs and Market Analysis Discussion..... | 120 |
| SP-05 Overview..... | 122 |
| SP-10 Geographic Priorities – 91.215 (a)(1)..... | 123 |
| SP-25 Priority Needs - 91.215(a)(2)..... | 124 |
| SP-30 Influence of Market Conditions – 91.215 (b)..... | 129 |
| SP-35 Anticipated Resources - 91.215(a)(4), 91.220(c)(1,2)..... | 130 |
| SP-40 Institutional Delivery Structure – 91.215(k)..... | 135 |
| SP-45 Goals Summary – 91.215(a)(4)..... | 141 |
| SP-50 Public Housing Accessibility and Involvement – 91.215(c)..... | 145 |
| SP-55 Barriers to affordable housing – 91.215(h)..... | 148 |
| SP-60 Homelessness Strategy – 91.215(d)..... | 151 |
| SP-65 Lead-based paint Hazards – 91.215(i)..... | 152 |
| SP-70 Anti-Poverty Strategy – 91.215(j)..... | 153 |
| SP-80 Monitoring – 91.230..... | 157 |

City of Austin Fiscal Year 2019-20 Action Plan

Table of Contents

| | |
|--------------------------------------------------------------------|-----|
| AP-15 Expected Resources..... | 158 |
| AP-20 Annual Goals and Objectives - 91.420, 91.220(c)(3)&(e) | 163 |
| AP-35 Projects – 91.220(d) | 168 |
| AP-38 Projects Summary..... | 171 |
| AP-50 Geographic Distribution – 91.220(f) | 187 |
| AP-55 Affordable Housing – 91.220(g) | 188 |
| AP-60 Public Housing – 91.220(h) | 191 |
| AP-65 Homeless and Other Special Needs Activities – 91.220(i)..... | 194 |
| AP-70 HOPWA Goals – 91.220 (l)(3) | 199 |
| AP-75 Barriers to affordable housing – 91.220(j)..... | 200 |
| AP-85 Other Actions – 91.220(k)..... | 205 |
| AP-90 Program Specific Requirements – 91.220(l)(1,2,4)..... | 211 |

ATTACHMENTS

Attachment I: **Citizen Participation**

- A. Citizen Participation Plan
- B. Public Notices and Comments

Attachment II: **Housing Survey Results**

Attachment III: **Grantee Unique Appendices**

- A. Resale and Recapture Policy
- B. ESG Program Standards
- C. Monitoring Plan
- D. Optional Relocation Plan

FY 2019-20 ENTITLEMENT FUNDING ANNOUNCEMENT

In accordance with [guidance](#) from the U.S. Department of Housing and Urban Development (HUD), participating jurisdictions may develop their Consolidated Plan and Annual Action Plan using estimated funding.

Since the Consolidated Plan is a five-year strategic plan, the City of Austin must use estimated funding and assumptions to forecast fiscal trends for five years. These assumptions are deemed necessary to provide an estimated projection of anticipated resources given the information available during the development of the draft plan. Goals for projects and programmatic categories throughout the investment plan are estimated based on these assumptions.

On April 12, 2019, Congress announced funding allocations for FY 2019-20. This draft Consolidated Plan and Annual Action Plan was developed using the FY 19-20 allocations, with the exception of HOPWA funding. The final proposed funding for HOPWA-funded activities and FY 2019-20 budget for the HOPWA program will be provided in the final version of this Consolidated Plan and Annual Action Plan.

Executive Summary

ES-05 Executive Summary - 24 CFR 91.200(c), 91.220(b)

1. Introduction

The City of Austin submits this FY 2019-24 Consolidated Plan and FY 2019-20 Action Plan as the first of five Action Plans within the Consolidated Plan. An Annual Action Plan is required by the U.S. Department of Housing and Urban Development (HUD) from all jurisdictions receiving annual entitlement grants. The Annual Action Plan is the City's application to HUD for entitlement grant funding for each fiscal year. The following section provides a concise summary of the FY 2019-24 Consolidated Plan and FY 2019-20 Action Plan. It is anticipated the Austin City Council (Council) will approve submission of the plan to HUD on June 6, 2019. The final document is due to HUD no later than August 15, 2019.

In addition to HUD funding, the City of Austin (City) appropriates local funds to the Neighborhood Housing and Community Development (NHCD) Department for affordable housing and community development activities. HUD's guidance regarding the inclusion of non-federal funding sources in an Annual Action Plan is that non-federal sources are to be included if they are reasonably expected to be made available to address the needs outlined in the plan. For this reason, NHCD has included the [2018 General Obligation Bond](#) allocation of \$250M.

This Consolidated Plan and Action Plan are not intended to confer any legal rights or entitlements on any persons, groups, or entities, including those named as intended recipients of funds or as program beneficiaries. The terms of this Annual Action Plan are subject to amendment and to the effect of applicable laws, regulations and ordinances. Statements of numerical goals or outcomes are for the purpose of measuring the success of programs and policies and do not impose a legal obligation on the City to achieve the intended results. Actual funding of particular programs and projects identified in this plan are subject to completion of various further actions, some of which involve discretionary determinations by the City or others. These include HUD approval of this plan; appropriations by the United States Congress and the City Council; reviews and determinations under environmental and related laws; and results of bidding and contracting processes.

2. Summary of the objectives and outcomes identified in the Plan Needs Assessment Overview

The City's FY 2019-24 Consolidated Plan establishes funding priorities for the FY 2019-20 Action Plan in the following high priority need areas: Special Needs Assistance; Homeless Assistance; Renter 1 Assistance; Homebuyer Assistance; Homeowner Assistance; Housing Development Assistance; Other Community Development Assistance. These funding priorities were established based on the housing and community development needs identified through public and stakeholder input, the 2019 Housing Market Analysis, a [Regional Analysis of Impediments to Fair Housing Choice](#) (AI), and City Council direction. All of the proposed funding priorities will serve very-low, low- and moderate-income households in the City of Austin. See Exhibit 1 for a listing of FY 2019-24 Consolidated Plan programs and descriptions.

In 2017, the Austin City Council adopted the [Austin Strategic Housing Blueprint](#), a ten-year plan to align resources, ensure a unified strategic direction, and facilitate community partnerships to help reach the City's affordable housing goals. In addition, Council adopted [Strategic Direction 2023 \(SD23\)](#) in 2018, which is a five-year strategic plan that will guide all City initiatives through a shared vision and six priority Strategic Outcomes:

- Economic Opportunity and Affordability: Having economic opportunities and resources that enable us to thrive in our community.
- Mobility: Getting us where we want to go, when we want to get there, safely and cost-effectively.
- Safety: Being safe in our home, at work, and in our community.
- Health and Environment: Enjoying a sustainable environment and a healthy life, physically and mentally.
- Culture and Lifelong Learning: Being enriched by Austin's unique civic, cultural, ethnic, and learning opportunities.
- Government That Works for All: Believing that City government works effectively and collaboratively for all of us—that it is equitable, ethical and innovative.

In 2018, voters approved a \$250M affordable housing bond. This substantial increase in resources enabled the Neighborhood Housing and Community Development Department to re-prioritize and maximize the use of federal funds and further the Department's mission to provide economic opportunities that enable all Austinites to thrive in our community. The realignment of resources is also reflective of feedback received from the community during the community needs assessment period, which is discussed further in the plan.

[City of Austin Ordinance 820401-D](#) ("The Austin Housing and Community Development Block Grant Ordinance") dated April 1, 1982, sets forth requirements and provisions for the administration of funds received by the City under the Housing and Community Development Act of 1974, as amended, including the assertion that "the primary objectives of community development activities in the City of Austin shall be the development of a viable urban community, including decent housing, a suitable living environment, elimination of slums and blight and expanding economic opportunities, principally for persons of low- and moderate-income," and that in implementing the above, "the City's general obligation to provide capital improvements to the target areas is not diminished except in extraordinary circumstances. Capital improvements in the target areas are to be funded through the normal course of City-wide capital improvements." Responsive to this ordinance, infrastructure needs are designated a low priority for Consolidated Planning purposes and will not be funded with Community Development Block Grant (CDBG) funding.

The City's federal programs for the FY 2019-20 Action Plan will remain substantially the same priority programs that were outlined in the [FY 2014-19 Consolidated Plan](#). In year two of the Consolidated Plan, some funding priorities change, which may result in new or different contracts or subrecipients. More detail about the programs in the FY 2019-20 Action Plan is provided in section SP-25, Priority Needs.

| FY 2019-24 Consolidated Plan Priorities | |
|-----------------------------------------|---------------------------------------------------------------------------------------------------------------------------------------------------------------------------------------------------------------------------------------------------------------------------------------------------------|
| Program | Program Description |
| Special Needs Assistance | Special Needs Assistance will assist low- to moderate-income Austinites by providing mental health services for at-risk youth, childcare services and services to seniors. |
| Homeless Assistance | Homeless Assistance provides services to the City's most vulnerable populations, including persons experiencing homelessness, persons living with HIV/AIDS, victims of domestic violence, persons experiencing mental illness, unaccompanied youth, persons with chronic substance abuse, and veterans. |
| Renter Assistance | Renter Assistance activities will provide assistance that can make rent more affordable, tenants' rights services, and financial assistance for necessary rehabilitation to make rental units accessible. |
| Homebuyer Assistance | Homebuyer Assistance provides counseling to renters wishing to become homebuyers. This category includes the Down Payment Assistance Program, which offers loans to qualifying low- and moderate-income homebuyers to help them buy their first home. |
| Homeowner Assistance | Homeowner Assistance provides services to individuals that own their homes, but need assistance to make the home safe, functional and/or accessible. |
| Housing Development Assistance | Housing Development Assistance includes programs that offer assistance to non-profit and for-profit developers to build affordable housing for low- and moderate-income households and acquisition of real property for affordable housing purposes. |
| Other Community Development Assistance | Other Community Development Assistance includes activities that provide capacity building for non-profit organizations that are focused on affordable housing development and workforce development, as well as support for small business development. |

Exhibit 1 Consolidated Plan Priorities Table

3. Evaluation of past performance

The City of Austin's Consolidated Annual Performance and Evaluation Reports (CAPERs) indicate a strong track record of setting and meeting goals. While the programs implemented in previous Consolidated Plans have been successful, the FY 2019-24 Consolidated Plan is changing direction in order to respond to community feedback received during the planning process, and to align with the City's five-year strategic plan, called [Strategic Direction 2023](#) (SD23), and the ten-year [Austin Strategic Housing Blueprint](#). The alignment of the Consolidated Plan with the City's five-year strategic plan, and ten-year affordable housing plan requires the City to take an interdisciplinary planning approach by collaborating with internal and external partners to focus federal dollars where the need is the greatest. This collaboration is fundamental to leveraging non-federal resources to maximize programs that offer the deepest affordability and have a long-lasting and sustainable effect. Collaborative efforts with internal and external stakeholders and the community are discussed further in this section.

4. Summary of community member participation process and consultation process

Outreach

The Neighborhood Housing and Community Development Department (NHCD) developed an extensive community engagement and outreach strategy with input from [Root Policy Research](#) to promote the community needs assessment period and increase public participation. The resulting activities included a FY 2019-24 Consolidated Plan and FY 2019-20 Action Plan [website](#), social media outreach, community newsletter announcements, an online survey, a robust community education/engagement campaign, and stakeholder focus group sessions. Feedback and input opportunities were also offered through e-mail and postal mail. NHCD's outreach efforts targeted the general public, as well as diverse racial/minority populations, by providing all announcements in English and Spanish, and conducting surveys in English, Spanish, Korean, Vietnamese and Chinese. In addition, to further outreach efforts to low- to moderate-income persons, families, and target special populations, NHCD staff discussed the Consolidated Plan and Annual Action Plan process before ten of the City's Boards and Commissions, as well as numerous external agencies whose missions focus on housing and economic opportunities for low- to moderate- income persons, families, and special populations. More details about the survey and community meetings are discussed in section PR-10, *Consultation* and PR-15, *Citizen Participation*. For more information about the survey results, see *Appendix II*.

Community Needs Assessment Period

The community needs assessment period was conducted January 8 through March 29, 2019. The City of Austin's Citizen Participation Plan (CPP) requires that the City conduct five public hearings during the community needs assessment period: one before the Austin City Council, two before the Community Development Commission (CDC), and two additional hearings sponsored by organizations working with low- and moderate-income populations. The public hearings were conducted before the CDC on January 8, 2019 and February 12, 2019, Austin City Council on February 7, 2019, the Mayor's Committee for Persons with Disabilities and the Commission on Seniors annual joint meeting on February 8, 2019, and the Austin Area Comprehensive HIV Planning Council on February 25, 2019. Collectively, the City received

21 comments at the public hearings, public meetings, as well as oral and written comments during the community needs assessment period. All comments received are included in *Appendix I*. Additionally, an affordable housing and community development survey was conducted to assess the community's priorities regarding affordable housing and community development initiatives in the City for the next five years. The survey was available during the community needs assessment period at austintexas.gov/five, and in paper format, in English, Spanish, Korean, Chinese, and Vietnamese languages. Comprehensive outreach with stakeholders, social service providers, media outlets and neighborhood organizations resulted in over 2,300 unique responses to the survey. The top affordable housing and community development priorities identified by the community via the survey were: availability of affordable housing, services to prevent homelessness, job training and/or job opportunities, mental health and counseling services, and affordable child care. The results of the survey influenced the selection of the programs and activities outlined in the FY 2019-24 Consolidated Plan and FY 2019-20 Action Plan and will inform future policy decisions impacting household affordability and community development initiatives.

Draft Consolidated Plan/Action Plan Public Comment Period

The 30-day public comment period on the draft Consolidated Plan and Action Plan is open from April 16, 2019 through May 17, 2019. The draft report was made available online at austintexas.gov/housing and hard copies were distributed at ten community centers on April 16, 2019. During the 30-day public comment period, the public has an opportunity to provide specific feedback on the recommended priorities and activities outlined in the FY 2019-24 Consolidated Plan and FY 2019-20 Action Plan via email, letter or through oral statements. Additionally, during the public comment period, the public has the opportunity to attend two additional public hearings: one before Council on May 9, 2019 and one before the Community Development Commission on May 14, 2019 to provide additional comments and feedback on the draft Consolidated Plan and Action Plan.

5. Summary of public comments

Comments roughly fell into one of three categories: providing special needs assistance, such as childcare services and mental health services for at-risk youth, implementing specific strategies for increasing affordable housing and community development opportunities, and addressing homelessness. Many comments emphasized the need to target specific subpopulations, such as chronically homeless individuals and families, through Permanent Supportive Housing (PSH), citing high success rates of Housing First models of PSH. It was pointed out that providing chronically homeless individuals with stability through housing has been shown to reduce the need for expensive crisis services and institutions, and respondents recommended that such a strategy receive additional funding.

Additionally, beginning with the 2019 Rental Housing Development Assistance (RHDA) program guidelines and scoring criteria, all PSH units generated through the RHDA program dedicated to ending homelessness will be referred to as Continuum of Care, or CoC units, allowing for a more comprehensive and strategic housing placement system. The RHDA units will provide the available Housing First unit, and a household placed in that unit will come with the rental assistance and services provided by a community partner agency, either through Rapid Rehousing or PSH program funds.

Several subpopulations were identified as needing affordable housing options, including the elderly, homeless youth, and individuals suffering from mental illnesses. Members of the disabled community voiced their concern regarding a lack of accessible housing which is both affordable and of adequate quality.

Particular areas within the City come with unique challenges; these areas include downtown, Colony Park, Rundberg, and the flood-damaged Onion Creek neighborhood. Comments indicated the need for a more comprehensive view of housing and community services across the City.

See *Appendix I* for copies of all written comments received during the community needs assessment period.

6. Summary of comments or views not accepted and the reasons for not accepting them

All comments or views received are accepted.

7. Summary

The Consolidated Plan is designed to help participating jurisdictions assess their affordable housing and community development needs and market conditions to make data-driven, place-based investment decisions. The consolidated planning process serves as the framework for a community-wide dialogue to identify both housing and community development priorities that align and focus funding from HUD. The Consolidated Plan is carried out through Annual Action Plans, which provide a concise summary of the actions, activities, and the specific resources that will be used each year to address the priority needs and specific goals identified by the Consolidated Plan. Grantees report on accomplishments and progress toward Consolidated Plan goals in the Consolidated Annual Performance and Evaluation Report (CAPER).

In FY 2019-20, the City of Austin will continue to receive funding from HUD through four entitlement grants: Community Development Block Grant (CDBG); HOME Investment Partnerships Program (HOME); Emergency Solutions Grant Program (ESG); and Housing Opportunities for Persons with AIDS (HOPWA), in addition to reasonably anticipated local resources such as the 2018 General Obligation (G.O.) Bonds. Since the Consolidated Plan is a strategic long-range planning document, it establishes programmatic goals and provides a framework for methodologically identifying priority needs with the community. The City of Austin anticipated its allocation for the remaining four fiscal years of this Consolidated Plan (FY 2020-2024) by conservatively forecasting the trend of federal funding over the past four fiscal years forward over the next four fiscal years. This includes annual changes in each respective program, as follows:

CDBG - 1.5%

HOME - 2.5%

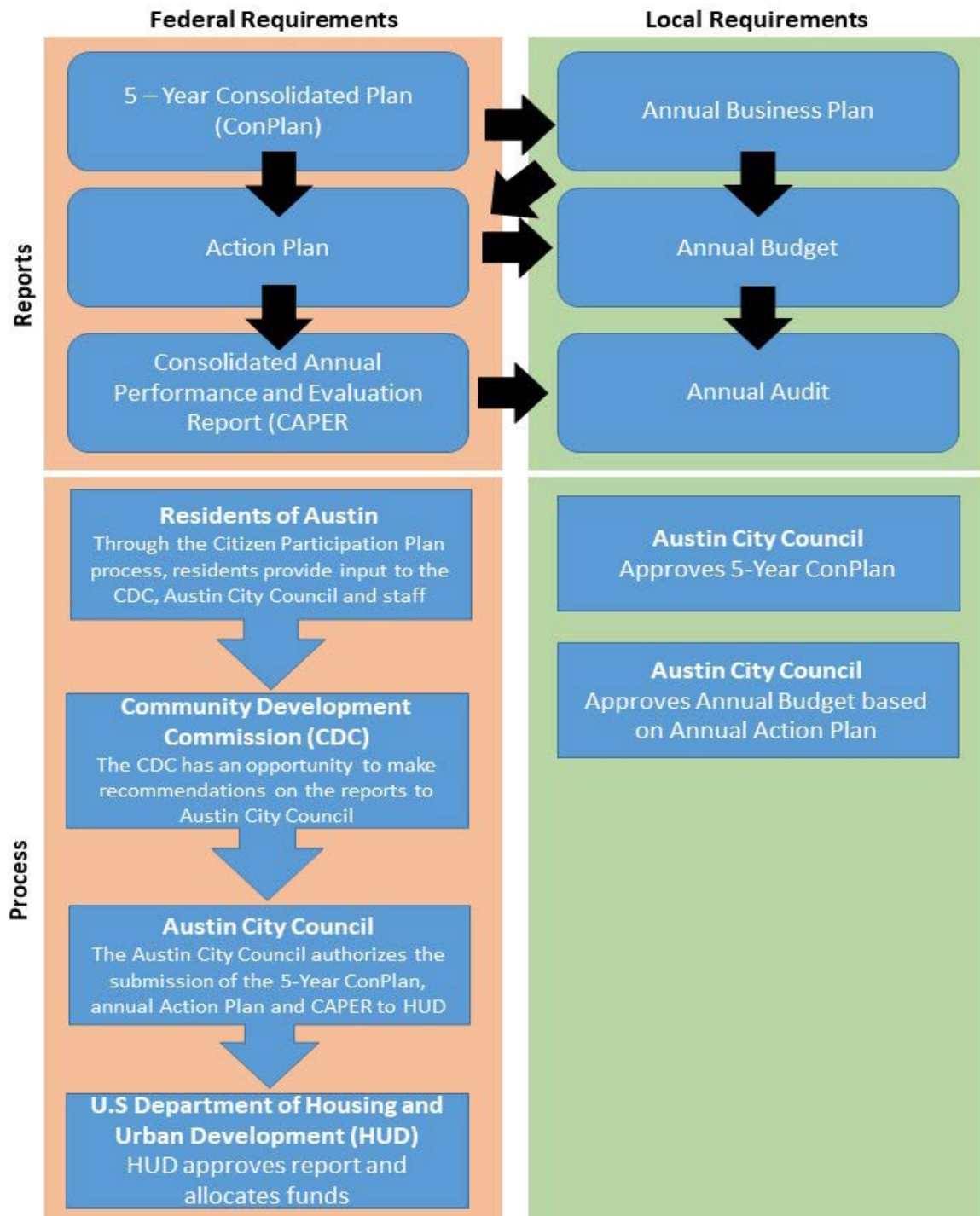
HOPWA - 0.05%

ESG -0.00%

For estimated HOPWA, Austin Public Health (APH) used data from the three most recent HOPWA CAPERs to determine the number of clients that could be served with \$1 of funding. Based on those figures, and the assumption that rising housing costs will dampen the effects of projected funding increases, the City determined that the number of households served by \$1 of HOPWA funding would decrease slightly each year. To determine ESG estimates, APH analyzed trends in funding using FYs 2015-20 and determined there were minimal increases in funding each year, therefore fiscal projections for FY 2019-2024 ESG were kept level with FY 2019-20 allocations.

These assumptions were deemed necessary to provide an accurate assessment of anticipated resources given the information available during the development of the draft report. Goals for projects and programmatic categories throughout the investment plan are estimated based on these figures. However, these goals may be revised on an annual basis through subsequent Action Plans to better reflect what is achievable given more precise annual allocations.

Entitlement grants provided through HUD are determined by statutory formulas, and although the City is receiving additional funds through the formula as result of its increasing poverty rate, the City is continuing to see financial pressure at the federal level coupled with increased costs in providing services. In light of these facts, the City continues to identify and pursue opportunities to collaborate, which are detailed throughout this plan. This includes identifying opportunities to leverage resources through other planning initiatives and maximizing opportunities for interdepartmental collaboration and intergovernmental coordination beyond jurisdictional boundaries. It is also important to ensure comprehensive, current data is being collected, to ensure the most efficient program delivery.



HUD and City of Austin Budget Allocation Processes

PR-05 Lead & Responsible Agencies

1. Describe agency/entity responsible for preparing the Consolidated Plan and those responsible for administration of each grant program and funding source

The following are the agencies/entities responsible for preparing the Consolidated Plan and those responsible for administration of each grant program and funding source.

| Agency Role | Name | Department/Agency |
|---------------------|--------|------------------------------------------------|
| Lead Agency | AUSTIN | |
| CDBG Administrator | AUSTIN | Neighborhood Housing and Community Development |
| ESG Administrator | AUSTIN | Austin Public Health |
| HOME Administrator | AUSTIN | Neighborhood Housing and Community Development |
| HOPWA Administrator | AUSTIN | Austin Public Health |

Table 1 – Responsible Agencies

Narrative

LEAD AGENCY AND PARTICIPATING ORGANIZATIONS

[Neighborhood Housing and Community Development Department \(NHCD\)](#)

NHCD is designated by the Austin City Council as the single point of contact for HUD and is the lead agency for the administration of the CDBG, HOME, HOPWA, and ESG grant programs. NHCD currently administers a majority of the CDBG and HOME programs. NHCD is directly responsible for developing the 5-Year Consolidated Plan, the Annual Action Plan, and the end-of-year Consolidated Annual Performance and Evaluation Report (CAPER).

[Austin Housing Finance Corporation \(AHFC\)](#)

AHFC was created in 1979 as a public, non-profit corporation organized pursuant to Chapter 394 of the Texas Local Government Code. The Austin City Council serves as the AHFC's Board of Directors. The mission of the AHFC is to generate and implement strategic housing solutions for the benefit of low- and moderate- income residents of the City of Austin. Employees of NHCD manage the funding and operations of AHFC through an annual service agreement executed between the City and AHFC.

[Austin Public Health \(APH\)](#)

Council designates APH to administer the HOPWA and ESG programs. APH is a nationally-certified Public Health agency and works in partnership with the community to prevent disease, promote health, and protect the well-being of the community with the vision of making Austin/Travis County the healthiest community in the nation. APH is comprised of seven divisions: The Office of the Director, Administrative Services, Community Services, Disease Prevention and Health Promotion, Environmental Health Services, Epidemiology and Public Health Preparedness, and Healthy Equity and Community Engagement.

Economic Development Department (EDD)

EDD administers the Family Business Loan Program (FBLP) identified under the Small Business Assistance priorities funded with Section 108 funds. Section 108 is a loan guarantee provision of the Community Development Block Grant (CDBG) Program.

The Global Business Recruitment and Expansion division of EDD will use CDBG dollars for capacity building support of partnered non-profit organizations that provide skilling and training opportunities to low-income residents in support of the region's workforce development strategies and goals.

Community Development Commission (CDC)

The CDC advises Council in the development and implementation of programs designed to serve low- and moderate-income residents and the community at large, with an emphasis on federally-funded programs. The CDC is comprised of 15 members; eight members are elected through a neighborhood-based process and all are appointed by the Austin City Council. The CDC also oversees the Community Services Block Grant (CSBG) program managed by APH. CSBG regulations require 15 members including representatives from eight geographic target areas: Colony Park, Dove Springs, East Austin, Montopolis, Rosewood-Zaragosa/Blackland, St. Johns, North Austin, and South Austin.

Urban Renewal Board (URB)

The URB is comprised of seven members appointed by the Mayor, with consent from Council. The URB oversees the implementation and compliance with Urban Renewal Plans that are adopted by the Austin City Council. An Urban Renewal Plan's primary purpose is to eliminate slum and blighting influence within a designated area of the City. Council adopted [Resolution No. 971119-34](#) on November 19, 1997, declaring the East 11th and 12th Streets Revitalization Area to be a slum and blighted area and designated this area appropriate for an urban renewal project. Subsequently, Council adopted an Urban Renewal Plan. The City of Austin and the Urban Renewal Agency, in the shared interest of completing the Urban Renewal Project, have entered into an agreement that identifies each party's roles and responsibilities for the completion of the revitalization for these two corridors.

Consolidated Plan Public Contact Information

Angela Sommers

Senior Research Analyst

City of Austin: Neighborhood Housing and Community Development

P.O. Box 1088

Austin, Texas 78767

angela.sommers@austintexas.gov

PR-10 Consultation - 91.100, 91.200(b), 91.215(I)

1. Introduction

To ensure that priority needs are carried out in the most efficient manner, NHCD coordinates with other City departments in its administration of programs and activities; other departments include Austin Energy, Austin Water Utility, Austin Public Health, Economic Development Department, and the Sustainability Office. Additionally, NHCD consults with City boards and commissions and external agencies with missions related to affordable housing and community development. The entities consulted during the community needs assessment period include: ADAPT of Texas, African American Resource Advisory Commission, Asian American Quality of Life Advisory Commission, Austin Area Comprehensive HIV Planning Council, Austin Deaf Club, Austin Homelessness Advisory Council, Austin Housing Coalition, Austin Housing Repair Coalition, Austin/Travis County Round Table, Building and Strengthening Tenant Action (BASTA), Colony Park Neighborhood Center, College Student Commission, Commission on Seniors, Commission for Women, Community Development Commission, Early Childhood Council, Ending Community Homelessness Coalition (ECHO), Equity Action Team, Hispanic/Latino Quality of Life Resource Advisory Commission, Housing Authority of the City of Austin, Housing Repair Coalition Lesbian, Gay, Bisexual, Transgender, Queer Quality of Life Advisory Commission, Mayor's Committee for People with Disabilities, NAACP, North Austin Civic Association, Northwest Austin Coalition, and Urban Renewal Board.

In adherence with HUD's newly released rules, including the Broadband and Resilience rule, NHCD partnered with [Root Policy Research](#) to host specialized focus group meetings comprised of local and regional stakeholders with industry expertise on: broadband accessibility, flood risk and mitigation, and homelessness and special needs. Discussions focused on the challenges and necessity of equitable distribution and access to broadband services for low- to moderate-income and special needs residents; flood-prone and flood-risk neighborhoods where low- to moderate-income families reside, and the need for a unified homelessness strategy between the City and County. More detail about the topics discussed during the stakeholder focus group meetings is provided in PR-15, *Citizen Participation Outreach*.

During the development of the Consolidated Plan, the City was in the process of finalizing a regional [Analysis of Impediments to Fair Housing Choice](#) (AI). Participating jurisdictions included Travis County, Williamson County, the cities of Round Rock and Pflugerville, and the housing authorities of the City of Austin, Travis County, Georgetown, Round Rock, and Taylor. This process established both jurisdictional-level and regional goals to address the contributing factors that limit housing choice. Action items for the City of Austin are included in the five-year strategy and one-year action plan.

Provide a concise summary of the jurisdiction's activities to enhance coordination between public and assisted housing providers and private and governmental health, mental health and service agencies (91.215(I)).

The City of Austin provides funding for, and works closely in partnership with, the [Ending Community Homelessness Coalition](#) (ECHO), the entity that also acts as the coordinator of the region's Continuum of

Care (CoC). Leadership from the two local housing authorities, private hospitals, private housing providers, City and County health and human services departments, social service programs that serve the homeless, as well as criminal justice entities serve on the ECHO Membership Council. This group holds monthly meetings and provides strategic direction to the Austin/Travis County community regarding issues that impact persons experiencing homelessness. ECHO executive leadership participates in planning partnerships with psychiatric stakeholders, criminal justice executives and employment specialists led by Central Health, Austin-Travis County Integral Care, Travis County Public Safety and Justice, and Goodwill Industries. In 2018, the Membership Council and Austin City Council adopted the Action Plan to End Homelessness that outlines specific objectives and strategies needed to end homelessness in the community.

Describe coordination with the Continuum of Care and efforts to address the needs of homeless persons (particularly chronically homeless individuals and families, families with children, veterans, and unaccompanied youth) and persons at risk of homelessness

APH and NHCD staff provide leadership roles in development of the annual CoC application including participation on the ECHO CoC ESG Committee, ECHO Policy and Practice Committee, ECHO Rapid Rehousing Committee, the Independent Review Team, and the ECHO Membership Council. Most of the agencies in the community serving homeless individuals are funded by APH, so APH participates in key ECHO Continuum of Care planning groups, and other contract meetings.

During development of the Consolidated Plan and Annual Action Plan, and throughout the year, APH staff in the Social Services Policy Unit and Contract Management Units engage with the members of ECHO to gather information that informs decisions on ESG allocations, performance standards, and evaluation outcomes. ECHO, NHCD and APH staff also meet regularly to discuss ways to coordinate City and CoC funding that serves people experiencing homelessness, including data expectations, outcome measures, and written standards for program interventions.

Describe consultation with the Continuum(s) of Care that serves the jurisdiction's area in determining how to allocate ESG funds, develop performance standards and evaluate outcomes, and develop funding, policies and procedures for the administration of HMIS

APH and ECHO work together to evaluate outcomes and more closely align CoC and ESG programs. All ESG-funded programs enter data into Homeless Management Information System (HMIS) and accept referrals for Rapid Rehousing through Coordinated Entry, which is administered by ECHO. HMIS staff analyzes the data and reports progress on ending homelessness to APH and other community entities. In addition, ESG-funded programs are required to submit an outcome measure to the City of Austin of “Percent of case-managed households that transition from homelessness into housing.” APH and ECHO partner to ensure that all Rapid Rehousing Programs and Shelter programs are entering data into HMIS in a way that allows system-wide outcomes and City outcomes to be measured and evaluated.

The City of Austin has taken an active role in supporting a more effective HMIS so that the data can help guide policy decisions and identify program effectiveness. The ESG FY 2019-20 award includes funding for continuation of the Scan Card program at the Austin Resource Center for the Homeless (ARCH). The City also contributes local funding to support ECHO staff positions. City staff has taken an active role with ECHO in developing coordinated assessment and improving other components of the continuum.

2. Describe Agencies, groups, organizations and others who participated in the process and describe the jurisdictions consultations with housing, social service agencies and other entities

DRAFT

| | |
|------------------------------------------------------------------------------------------------------------------------------------------------------|----------------------------------------------------------------------------------------------------------------------------------------------------------------------------------------------------------------------------------------------------------------------------------------------------------------------------------------------------------------------------------------------------------------------------------------------------------------------------------------------------------------------------------------------------------------------------------------------------------------------------------------------------------------------------------------------------------------------------------------------------------------------------------------------------------------------------------------------------------------------------------------------------------------------------------------------------------------------------------|
| Agency/Group/Organization | ADAPT of Texas |
| Agency/Group/Organization Type | Services-Persons with Disabilities |
| What section of the Plan was addressed by Consultation? | Housing Need Assessment Non-homeless Special Needs |
| How was the Agency/Group/Organization consulted and what are the anticipated outcomes of the consultation or areas for improved coordination? | ADAPT's mission is to work toward more accessible communities including transportation, housing, public accommodations and governmental buildings and programs. NHCD staff provided a presentation about the Consolidated Plan to the group. The community needs assessment process was discussed, and members had an opportunity to ask questions or raise concerns about how the City's programs address the needs of low- to moderate-income Austinites. Staff also promoted direct public outreach opportunities related to the Consolidated Plan. |
| Agency/Group/Organization | African American Resource Advisory Commission |
| Agency/Group/Organization Type | Other- Board/Commission |
| What section of the Plan was addressed by Consultation? | Housing Need Assessment |
| How was the Agency/Group/Organization consulted and what are the anticipated outcomes of the consultation or areas for improved coordination? | The African American Resource Advisory Commission advised the City Council on issues relating to the quality of life for the City's African American community and recommends programs designed to alleviate any inequities that may confront African Americans in social, economic and vocational pursuits, including: health care; housing, including affordable housing, home ownership and homelessness; entertainment opportunities for professionals and students; employment; and cultural venues, including museums, theaters, art galleries and music venues. NHCD and APH staff provided a presentation about the Consolidated Plan to the commission. The community needs assessment process was discussed, and commissioners had an opportunity to ask questions or raise concerns about how the City's programs address the needs of low- to moderate-income Austinites. Staff also promoted direct public outreach opportunities related to the Consolidated Plan. |
| Agency/Group/Organization | Asian American Quality of Life Advisory Commission |

| | |
|------------------------------------------------------------------------------------------------------------------------------------------------------|------------------------------------------------------------------------------------------------------------------------------------------------------------------------------------------------------------------------------------------------------------------------------------------------------------------------------------------------------------------------------------------------------------------------------------------------------------------------------------------------------------------------------------------------------------------------------------------------------------------------------------------------------------------------------------------------------------------------------------------------------------------------------------------------------------------------------------------------------------------------------------------------------------------------------------------------------------------------------------------------------------------------------------------|
| Agency/Group/Organization Type | Other- Board/Commission |
| What section of the Plan was addressed by Consultation? | Housing Need Assessment |
| How was the Agency/Group/Organization consulted and what are the anticipated outcomes of the consultation or areas for improved coordination? | The Asian American Quality of Life Commission advises City Council on issues related to the Asian American Resource Center and provides ongoing guidance and support for the City's Asian American quality of life initiatives. NHCD and APH staff provided a presentation and answered questions from Commissioners. The community needs assessment process was discussed, and members had an opportunity to ask questions or raise concerns about how the City's programs address the needs of low- to moderate-income Austinites. Staff also promoted direct public outreach opportunities related to the Consolidated Plan. |
| Agency/Group/Organization | Austin Area Comprehensive HIV Planning Council |
| Agency/Group/Organization Type | Other- Board/Commission |
| What section of the Plan was addressed by Consultation? | Housing Need Assessment Non-Homeless Special Needs |
| How was the Agency/Group/Organization consulted and what are the anticipated outcomes of the consultation or areas for improved coordination? | The Austin Area Comprehensive HIV Planning Council is a volunteer planning group of community members appointed by the Mayor of Austin. The Austin area receives about \$5 million annually from the federal Ryan White Program to help more than 5,000 people living with HIV/AIDS who live in the following five counties: Bastrop, Caldwell, Hays, Travis and Williamson. The Council's main charter is to plan and decide how to distribute the Ryan White grant funds in the community through various services. The goal is to efficiently fund services that meet the multiple care needs of HIV/AIDS clients with limited resources. NHCD and APH staff provided a presentation and answered questions from Commissioners. The community needs assessment process was discussed, and members had an opportunity to ask questions or raise concerns about how the City's programs address the needs of residents living with HIV/AIDS. Staff also promoted direct public outreach opportunities related to the Consolidated Plan. |
| Agency/Group/Organization | Austin Deaf Club |
| Agency/Group/Organization Type | Services-Persons with Disabilities |

| | |
|------------------------------------------------------------------------------------------------------------------------------------------------------|-------------------------------------------------------------------------------------------------------------------------------------------------------------------------------------------------------------------------------------------------------------------------------------------------------------------------------------------------------------------------------------------------------------------------------------------------------------------------------------------------------------------------------------------------------------------------------------------------------------------------------------------------------------------------------------------------------------------------------------------------------------------------------------------------------------------------------------------------------------------|
| What section of the Plan was addressed by Consultation? | Housing Need Assessment |
| How was the Agency/Group/Organization consulted and what are the anticipated outcomes of the consultation or areas for improved coordination? | The City of Austin is home to one of the largest Deaf populations in the country. NHCD staff provided a presentation to the Austin Deaf Club and answered questions from members. The community needs assessment process was discussed, and members had an opportunity to ask questions or raise concerns about how the City's programs address the needs of low- to moderate-income Austinites. Staff also promoted direct public outreach opportunities related to the Consolidated Plan. |
| Agency/Group/Organization | Austin Homelessness Advisory Committee |
| Agency/Group/Organization Type | Services-Homeless |
| What section of the Plan was addressed by Consultation? | Housing Need Assessment Homeless Needs - Chronically Homeless Homelessness Needs-Veterans |
| How was the Agency/Group/Organization consulted and what are the anticipated outcomes of the consultation or areas for improved coordination? | The Homelessness Advisory Committee of Austin was created in the fall of 2017 by the City of Austin's Office of Innovation in coordination with the APH and ECHO. Collectively, these entities are the "Organizers" for the committee. The Homelessness Advisory Committee includes members who have previously or are currently experiencing homelessness to help with the development of research tools, consult on findings, and test possible solutions. NHCD staff provided a presentation to the Committee and answered questions from members. The community needs assessment process was discussed, and members had an opportunity to ask questions or raise concerns about how the City's programs address the needs of Austinites experiencing homelessness. Staff also promoted direct public outreach opportunities related to the Consolidated Plan. |
| Agency/Group/Organization | Austin Housing Coalition (AHC) |
| Agency/Group/Organization Type | Housing |
| What section of the Plan was addressed by Consultation? | Housing Need Assessment Non-Homeless Special Needs |

| | |
|------------------------------------------------------------------------------------------------------------------------------------------------------|---------------------------------------------------------------------------------------------------------------------------------------------------------------------------------------------------------------------------------------------------------------------------------------------------------------------------------------------------------------------------------------------------------------------------------------------------------------------------------------------------------------------------------------------------------------------------------------------------------------------------------------------------------------------------------------------------------------------------------------------------------------------------------------------------------------------------------------------------------------------------------------------------------------------------------------------------------------------|
| How was the Agency/Group/Organization consulted and what are the anticipated outcomes of the consultation or areas for improved coordination? | The Austin Housing Coalition represents the community of “housers” across Austin and Central Texas. AHC is comprised of nonprofit housing developers, housing and policy experts, and other interested organizations, businesses, and residents who support the development of safe, affordable housing for Austin residents. AHC’s members work to house people experiencing homelessness, repair the houses of low-income homeowners, provide quality affordable rental housing, and assist low-income households with becoming first-time homebuyers. NHCD staff provided a presentation to the Coalition and answered questions from members. The community needs assessment process was discussed, and members had an opportunity to ask questions or raise concerns about how the City’s programs address the housing needs of low- to moderate-income Austinites. Staff also promoted direct public outreach opportunities related to the Consolidated Plan. |
| Agency/Group/Organization | Austin Housing Repair Coalition (AHRC) |
| Agency/Group/Organization Type | Housing |
| What section of the Plan was addressed by Consultation? | Housing Need Assessment Non-Homeless Special Needs |
| How was the Agency/Group/Organization consulted and what are the anticipated outcomes of the consultation or areas for improved coordination? | The Austin Housing Repair Coalition (AHRC) is a collaboration of home repair agencies in the Austin area that provide home repairs and other housing-related assistance. The AHRC formed in 2008 to leverage and coordinate diverse funds, resources, and services to ensure low-income homeowners and families enjoy healthy, safe, and energy efficient home environments. NHCD staff provided a presentation and answered questions from members. The community needs assessment process was discussed, and members had an opportunity to ask questions or raise concerns about how the City’s programs address the housing needs of low- to moderate income Austinites. Staff also promoted direct public outreach opportunities related to the Consolidated Plan. |
| Agency/Group/Organization | Austin Public Health (APH) |
| Agency/Group/Organization Type | Other-Grantee Department |

| | |
|------------------------------------------------------------------------------------------------------------------------------------------------------|------------------------------------------------------------------------------------------------------------------------------------------------------------------------------------------------------------------------------------------------------------------------------------------------------------------------------------------------------------------------------------------------------------------------------------------------------------------------------------------------------------------------------------------------------------------------------------------------|
| What section of the Plan was addressed by Consultation? | Homelessness Strategy Homeless Needs - Chronically homeless Homeless Needs - Families with children Homelessness Needs - Veterans Homelessness Needs - Unaccompanied youth Homelessness Needs - Persons with HIV/AIDS HOPWA Strategy |
| How was the Agency/Group/Organization consulted and what are the anticipated outcomes of the consultation or areas for improved coordination? | The City Council designates APH to administer the HOPWA and ESG programs. NHCD and APH meet monthly to discuss the administration of the ESG and HOPWA programs, and to collaborate on the development of the Consolidated Plan, Action Plan and CAPER. |
| Agency/Group/Organization | Austin/Travis County Reentry Roundtable |
| Agency/Group/Organization Type | Regional Organization |
| What section of the Plan was addressed by Consultation? | Housing Need Assessment Non-Homeless Special Needs |
| How was the Agency/Group/Organization consulted and what are the anticipated outcomes of the consultation or areas for improved coordination? | The Austin/Travis County Reentry Roundtable is a coalition working to promote a community that supports equity for formerly incarcerated persons and individuals with criminal histories. NHCD staff provided a presentation to the coalition and answered questions from members. The community needs assessment process was discussed, and members had an opportunity to ask questions or raise concerns about how the City's programs address the needs of low- to moderate - income Austinites. Staff also promoted direct public outreach opportunities related to the Consolidated Plan. |
| Agency/Group/Organization | BASTA (Building and Strengthening Tenant Action) |
| Agency/Group/Organization Type | Services-Housing |
| What section of the Plan was addressed by Consultation? | Housing Need Assessment Other-Tenants rights |

| | |
|------------------------------------------------------------------------------------------------------------------------------------------------------|-----------------------------------------------------------------------------------------------------------------------------------------------------------------------------------------------------------------------------------------------------------------------------------------------------------------------------------------------------------------------------------------------------------------------------------------------------------------------------------------------------------------------------------------------------------------------------------------------------------------------------------------------------------------------------------------------------------------|
| How was the Agency/Group/Organization consulted and what are the anticipated outcomes of the consultation or areas for improved coordination? | BASTA's goal is to create sustainable and autonomous tenant associations by cultivating leadership in tenant communities. BASTA provides one-on-one guidance and group trainings in the following areas: outreach methods, facilitation techniques, negotiation strategy, campaign planning, and property research. NHCD staff provided a presentation to the group and answered questions from members. The community needs assessment process was discussed, and members had an opportunity to ask questions or raise concerns about how the City's programs address needs of low- to moderate -income Austinites. Staff also promoted direct public outreach opportunities related to the Consolidated Plan. |
| Agency/Group/Organization | City of Pflugerville |
| Agency/Group/Organization Type | Other- Adjacent Jurisdiction |
| What section of the Plan was addressed by Consultation? | Housing Needs Assessment |
| How was the Agency/Group/Organization consulted and what are the anticipated outcomes of the consultation or areas for improved coordination? | Monthly meetings; joint review of research findings associated with the regional Analysis of Impediments to Fair Housing Choice (AI); joint development of regional goals to address disproportionate housing needs. |
| Agency/Group/Organization | City of Round Rock |
| Agency/Group/Organization Type | Other- Adjacent Jurisdiction |
| What section of the Plan was addressed by Consultation? | Housing Needs Assessment |
| How was the Agency/Group/Organization consulted and what are the anticipated outcomes of the consultation or areas for improved coordination? | Monthly meetings; joint review of research findings associated with the regional Analysis of Impediments to Fair Housing Choice (AI); joint development of regional goals to address disproportionate housing needs. |
| Agency/Group/Organization | Colony Park Neighborhood Association |

| | |
|------------------------------------------------------------------------------------------------------------------------------------------------------|-----------------------------------------------------------------------------------------------------------------------------------------------------------------------------------------------------------------------------------------------------------------------------------------------------------------------------------------------------------------------------------------------------------------------------------------------------------------------------------------------------------------------------------------------------------------------------------------------------------------------------------------------------------------------------------------------------------------------------------------------------------------------------------------------------------------------------------------------------------------------------------------------------------------------------------------------------------------------------------------------------------------------------------------------------------------------------------------------------------|
| Agency/Group/Organization Type | Other-Neighborhood Organization |
| What section of the Plan was addressed by Consultation? | Housing Needs Assessment Economic Development |
| How was the Agency/Group/Organization consulted and what are the anticipated outcomes of the consultation or areas for improved coordination? | Colony Park Neighborhood Association is an informational and advocacy group for the interests of the residents of Colony Park, Lakeside, Colony Meadows, Meadows of Walnut Creek, and Park Place neighborhoods. NHCD staff provided a presentation and answered questions from members. The community needs assessment process was discussed, and members had an opportunity to ask questions or raise concerns about how the City's programs address the needs of low- to moderate-income Austinites. |
| Agency/Group/Organization | College Student Commission (CSC) |
| Agency/Group/Organization Type | Other- Board/Commission |
| What section of the Plan was addressed by Consultation? | Housing Need Assessment |
| How was the Agency/Group/Organization consulted and what are the anticipated outcomes of the consultation or areas for improved coordination? | The College Student Commission was established to serve as an advisory board to the City Council concerning issues affecting the quality of life for higher education students in the Austin area. The commission advises City Council on topics that affect college students in the Austin area which include issues relating to transportation, housing, affordability, immigration, and public safety. The CSC evaluates and recommends programs, policies, and practices that could improve the quality of life of college students in the Austin area, and provides an opportunity for college students to contribute to the City's culture, economy, and character, and promote such contributions. NHCD and APH staff provided a presentation and answered questions from Commissioners. The community needs assessment process was discussed, and members had an opportunity to ask questions or raise concerns about how the City's programs address the needs of low- to moderate-income Austinites. Staff also promoted direct public outreach opportunities related to the Consolidated Plan. |
| Agency/Group/Organization | Commission for Women |

| | |
|------------------------------------------------------------------------------------------------------------------------------------------------------|-------------------------------------------------------------------------------------------------------------------------------------------------------------------------------------------------------------------------------------------------------------------------------------------------------------------------------------------------------------------------------------------------------------------------------------------------------------------------------------------------------------------------------------------------------------------------------------------------------------------------------------------------------------------------------------------------------------------------------------------------------------------------------------------------------------------------------------------------------------------------------------------------------------------------------------------|
| Agency/Group/Organization Type | Other- Board/Commission |
| What section of the Plan was addressed by Consultation? | Housing Need Assessment Market Analysis |
| How was the Agency/Group/Organization consulted and what are the anticipated outcomes of the consultation or areas for improved coordination? | The Commission for Women serves as an advisory body to the City Council and City Manager concerning the needs and problems of women in the Austin area and recommends programs designed to alleviate any inequities that may confront women in social, economic and vocational pursuits. NHCD and APH staff provided a presentation and answered questions from Commissioners. The community needs assessment process was discussed, and members had an opportunity to ask questions or raise concerns about how the City's programs address the needs of low- to moderate-income Austinites. Staff also promoted direct public outreach opportunities related to the Consolidated Plan. |
| Agency/Group/Organization | Commission on Seniors |
| Agency/Group/Organization Type | Other- Board/Commission |
| What section of the Plan was addressed by Consultation? | Housing Need Assessment Non-Homeless Special Needs |
| How was the Agency/Group/Organization consulted and what are the anticipated outcomes of the consultation or areas for improved coordination? | The Commission on Seniors advises the City Council on issues related to the senior population in the Austin area; evaluates and recommends programs, policies, and practices that create a positive impact and reduce the burden on seniors; determines the needs of seniors in the Austin community, and advises City Council regarding these needs; and promotes the contributions of seniors to the cultural, economic, and historical value of Austin. NHCD staff provided a presentation at the Commission on Seniors annual joint meeting with the Mayor's Committee for People with Disabilities and answered questions from Commissioners. The community needs assessment process was discussed, and members had an opportunity to ask questions or raise concerns about how the City's programs address the housing needs of seniors. Staff also promoted direct public outreach opportunities related to the Consolidated Plan. |
| Agency/Group/Organization | Community Development Commission (CDC) |

| | |
|------------------------------------------------------------------------------------------------------------------------------------------------------|-------------------------------------------------------------------------------------------------------------------------------------------------------------------------------------------------------------------------------------------------------------------------------------------------------------------------------------------------------------------------------------------------------------------------------------------------------------------------------------------------------------------------------------------------------------------------------------------------------------------------------------------------------------------------------------------------------------------------------------------------------------------------------------------------------------------------|
| Agency/Group/Organization Type | Other- Board/Commission |
| What section of the Plan was addressed by Consultation? | Housing Need Assessment Homeless Needs - Chronically Homeless Homeless Needs - Families with children Non-Homeless Special Needs Economic Development Household Affordability |
| How was the Agency/Group/Organization consulted and what are the anticipated outcomes of the consultation or areas for improved coordination? | <p>The Community Development Commission advises the City Council on the development and implementation of programs designed to assist low- and moderate-income Austinites, and the community at large with emphasis on federally funded programs. Pursuant to the City's Citizen Participation Plan, two public hearings were held before the CDC during the community needs assessment period.</p> <p>NHCD staff provided a presentation and answered questions from Commissioners. The community needs assessment process was discussed, and members had an opportunity to ask questions or raise concerns about how the City's programs address the housing and economic needs of low- to moderate-income Austinites. Staff also promoted direct public outreach opportunities related to the Consolidated Plan.</p> |
| Agency/Group/Organization | Early Childhood Council |
| Agency/Group/Organization Type | Other- Board/Commission |
| What section of the Plan was addressed by Consultation? | Housing Need Assessment Market Analysis Economic Development |
| How was the Agency/Group/Organization consulted and what are the anticipated outcomes of the consultation or areas for improved coordination? | <p>The Early Childhood Council makes recommendations to Council for the creation, development, and implementation of programs that promote optimal development for young children; and programs and activities that contribute to the continued development of a system of high-quality early care and education and after-school programs for Austin's children. NHCD and APH staff provided a presentation and answered questions from Commissioners. The community needs assessment process was discussed, and members had an opportunity to ask questions or raise concerns about how the City's programs address the needs of children. Staff also promoted direct public outreach opportunities related to the Consolidated Plan.</p> |
| Agency/Group/Organization | Economic Development Department (EDD) |

| | |
|------------------------------------------------------------------------------------------------------------------------------------------------------|-----------------------------------------------------------------------------------------------------------------------------------------------------------------------------------------------------------------------------------------------------------------------------------------------------------------------------------------------------------------------------------------------------------------------------------------------------------------------------------------------------------------------------------------------------------------------------------------------------------------------------------------------------------------------------------------------------------------------------------------------------------------------------------------------------------------------------------------------------------------------------------------------------------------------------------------------------------------------------------------------------------------------------------------------------------------------------|
| Agency/Group/Organization Type | Other-Grantee Department |
| What section of the Plan was addressed by Consultation? | Economic Development |
| How was the Agency/Group/Organization consulted and what are the anticipated outcomes of the consultation or areas for improved coordination? | Through traditional and equity-based approaches, EDD leads the global business expansion, urban regeneration, small business development, cultural arts, and music efforts for Austin. They develop innovative programs that increase the prosperity of all Austinites, our businesses and our diverse communities. |
| Agency/Group/Organization | Ending Community Homelessness Coalition (ECHO) |
| Agency/Group/Organization Type | Services-Homeless |
| What section of the Plan was addressed by Consultation? | Housing Need Assessment Homelessness Strategy Homeless Needs - Chronically homeless Homeless Needs - Families with children Homelessness Needs - Veterans Homelessness Needs - Unaccompanied youth |
| How was the Agency/Group/Organization consulted and what are the anticipated outcomes of the consultation or areas for improved coordination? | The City of Austin provides funding and works closely in partnership with the Ending Community Homelessness Coalition (ECHO), who is the coordinator of the region's Continuum of Care (CoC). Leadership from City and County Health and Human Services Department attend monthly ECHO Membership Council meetings, serve on the CoC Independent Review Team and coordinate activities serving the homeless and low-income communities in the area. NHCD reviews the CoC application through the Certificate of Consistency process. ECHO is an active contributor to the information in the Consolidated Plan regarding homeless needs and strategies. NHCD provided 3 presentations to the various ECHO workgroups during the community needs assessment period. The community needs assessment process was discussed, and members had an opportunity to ask questions or raise concerns about how the City's programs address the needs of persons experiencing homelessness. Staff also promoted direct public outreach opportunities related to the Consolidated Plan. |
| Agency/Group/Organization | City of Austin Equity Office Equity Action Team (EAT) |
| Agency/Group/Organization Type | Business and Civic Leaders |

| | |
|------------------------------------------------------------------------------------------------------------------------------------------------------|--------------------------------------------------------------------------------------------------------------------------------------------------------------------------------------------------------------------------------------------------------------------------------------------------------------------------------------------------------------------------------------------------------------------------------------------------------------------------------------------------------------------------------------------------------------------------------------------------------------------------------------------------------------------------------------------------------------------------------------------------------------------------------------------------------------------------------------------------------------------------------------------------------|
| What section of the Plan was addressed by Consultation? | Housing Need Assessment |
| How was the Agency/Group/Organization consulted and what are the anticipated outcomes of the consultation or areas for improved coordination? | The Equity Action Team (EAT) is a group of community stakeholders and partners that is tasked with providing guidance and recommendations to the Equity Office. EAT is the body responsible for the advocacy that created the Equity Office and the co-creative process that resulted in the City's first Equity Assessment Tool. In addition to providing guidance and feedback, the group takes on additional steering functions, such as evaluation and tool revisions and development. NHCD staff provided a presentation and answered questions from members. The community needs assessment process was discussed, and members had an opportunity to ask questions or raise concerns about how the City's programs address the needs of low- to moderate-income Austinites. Staff also promoted direct public outreach opportunities related to the Consolidated Plan. |
| Agency/Group/Organization | Hispanic/Latino Quality of Life Resource Advisory Commission |
| Agency/Group/Organization Type | Other- Board/Commission |
| What section of the Plan was addressed by Consultation? | Housing Need Assessment |
| How was the Agency/Group/Organization consulted and what are the anticipated outcomes of the consultation or areas for improved coordination? | The Hispanic/Latino Quality of Life Resource Advisory Commission advises the City Council on issues relating to the quality of life for the City's Hispanic/Latino community and recommends programs and policies designed to alleviate any inequities that may confront Hispanics and Latinos in social, economic, and vocational pursuits including education, youth services, housing and community development, cultural arts, economic development, health, civic engagement, and transportation. NHCD and APH staff provided a presentation and answered questions from Commissioners. The community needs assessment process was discussed, and members had an opportunity to ask questions or raise concerns about how the City's programs address the needs of low- to moderate-income Austinites. Staff also promoted direct public outreach opportunities related to the Consolidated Plan. |
| Agency/Group/Organization | Housing Authority of the City of Austin (HACA) |
| Agency/Group/Organization Type | PHA- Public Housing Authority |
| What section of the Plan was addressed by Consultation? | Public Housing Needs |

| | |
|------------------------------------------------------------------------------------------------------------------------------------------------------|---------------------------------------------------------------------------------------------------------------------------------------------------------------------------------------------------------------------------------------------------------------------------------------------------------------------------------------------------------------------------------------------------------------------|
| How was the Agency/Group/Organization consulted and what are the anticipated outcomes of the consultation or areas for improved coordination? | HACA is a partnering agency in the development of the Analysis of Impediments, Housing Market Analysis, and Consolidated Plan. HACA was consulted in order to provide information on its activities and needs relating to public housing. As one of two Public Housing Authorities serving the City of Austin boundaries, input from and coordination with HACA is valuable to address community needs efficiently. |
| Agency/Group/Organization | Housing Authority of Travis County (HATC) |
| Agency/Group/Organization Type | PHA- Public Housing Authority |
| What section of the Plan was addressed by Consultation? | Public Housing Needs |
| How was the Agency/Group/Organization consulted and what are the anticipated outcomes of the consultation or areas for improved coordination? | HATC is a partnering agency in the development of the Analysis of Impediments and Housing Market Analysis. HATC was consulted to provide information on its activities and needs relating to public housing. As one of two Public Housing Authorities serving the City of Austin boundaries, input from and coordination with HATC is valuable to address community needs efficiently. |
| Agency/Group/Organization | HousingWorks Austin |
| Agency/Group/Organization Type | Housing |
| What section of the Plan was addressed by Consultation? | Housing Need Assessment |
| How was the Agency/Group/Organization consulted and what are the anticipated outcomes of the consultation or areas for improved coordination? | HousingWorks is a non-profit organization whose goal is keeping homes affordable for Austinites, through research, education and public policy change. NHCD meets regularly with HousingWorks and collaborates to keep homes affordable in Austin. |
| Agency/Group/Organization | Lesbian, Gay, Bisexual, Transgender, and Queer (LGBTQ) Quality of Life Advisory Commission |

| | |
|------------------------------------------------------------------------------------------------------------------------------------------------------|----------------------------------------------------------------------------------------------------------------------------------------------------------------------------------------------------------------------------------------------------------------------------------------------------------------------------------------------------------------------------------------------------------------------------------------------------------------------------------------------------------------------------------------------------------------------------------------------------------------------------------------------------------------------------------------------------------------------------------------------------------------------------------------------------------------------------------------------------------------------------------------------------------------------------------------------------------------------------------------------|
| Agency/Group/Organization Type | Other- Board/Commission |
| What section of the Plan was addressed by Consultation? | Housing Need Assessment |
| How was the Agency/Group/Organization consulted and what are the anticipated outcomes of the consultation or areas for improved coordination? | The Lesbian, Gay, Bisexual, Transgender, and Queer Quality of Life Advisory Commission serves as an advisory board to the City Council concerning the needs of the LGBTQ population. The commission is responsible for recommending policies and programs designed to enhance the health, safety, economic opportunity, affordability, mobility, cultural and learning opportunities, and government access and accountability for the LGBTQ community. NHCD and APH staff provided a presentation and answered questions from Commissioners. The community needs assessment process was discussed, and members had an opportunity to ask questions or raise concerns about how the City's programs address the needs of low- to moderate-income Austinites. Staff also promoted direct public outreach opportunities related to the Consolidated Plan. |
| Agency/Group/Organization | Mayor's Committee for People with Disabilities (MCPD) |
| Agency/Group/Organization Type | Other- Board/Commission |
| What section of the Plan was addressed by Consultation? | Housing Need Assessment Non-Homeless Special Needs |
| How was the Agency/Group/Organization consulted and what are the anticipated outcomes of the consultation or areas for improved coordination? | The Mayor's Committee for People with Disabilities (MCPD) is an advisory body to the City Council and City Manager regarding problems affecting persons with disabilities in the Austin area. Established to encourage, assist and enable persons with disabilities to participate in the social and economic life of the City, achieve maximum personal independence, become gainfully employed, and use and enjoy fully and use all public and private facilities available within the community. NHCD staff provided a presentation at the Commission on Seniors annual joint meeting with the Mayor's Committee for People with Disabilities and answered questions from Commissioners. The community needs assessment process was discussed, and members had an opportunity to ask questions or raise concerns about how the City's programs address the needs of persons with disabilities. Staff also promoted direct public outreach opportunities related to the Consolidated Plan. |
| Agency/Group/Organization | National Association for the Advancement of Colored People (NAACP) |

| | |
|------------------------------------------------------------------------------------------------------------------------------------------------------|---------------------------------------------------------------------------------------------------------------------------------------------------------------------------------------------------------------------------------------------------------------------------------------------------------------------------------------------------------------------------------------------------------------------------------------------------------------------------------------------------------------------------------------------------------------------------------------------------------------------------------------------------------------------------------------------|
| Agency/Group/Organization Type | Civic Leaders |
| What section of the Plan was addressed by Consultation? | Housing Need Assessment |
| How was the Agency/Group/Organization consulted and what are the anticipated outcomes of the consultation or areas for improved coordination? | The mission of the National Association for the Advancement of Colored People is to ensure the political, educational, social, and economic equality of rights of all persons and to eliminate racial hatred and racial discrimination. NHCD staff provided a presentation and answered questions from members. The community needs assessment process was discussed, and members had an opportunity to ask questions or raise concerns about how the City's programs address the housing needs of low- to moderate income Austinites. Staff also promoted direct public outreach opportunities related to the Consolidated Plan. |
| Agency/Group/Organization | North Austin Civic Association (NACA) |
| Agency/Group/Organization Type | Other-Neighborhood Organization |
| What section of the Plan was addressed by Consultation? | Housing Need Assessment |
| How was the Agency/Group/Organization consulted and what are the anticipated outcomes of the consultation or areas for improved coordination? | Made up of community residents, businesses, and property owners, NACA has been working to improve our quality of life, keep members informed of vital neighborhood issues, and advocate for the common interests of NACA residents. Approximately 30,000 persons reside within NACA's boundaries. NHCD staff provided a presentation and answered questions from members. The community needs assessment process was discussed, and members had an opportunity to ask questions or raise concerns about how the City's programs address the housing needs of low- to moderate-income Austinites. Staff also promoted direct public outreach opportunities related to the Consolidated Plan. |
| Agency/Group/Organization | Northwest Austin Coalition |
| Agency/Group/Organization Type | Business and Civic Leaders |
| What section of the Plan was addressed by Consultation? | Housing Need Assessment |

| | |
|------------------------------------------------------------------------------------------------------------------------------------------------------|---------------------------------------------------------------------------------------------------------------------------------------------------------------------------------------------------------------------------------------------------------------------------------------------------------------------------------------------------------------------------------------------------------------------------------------------------------------------------------------------------------------------------------------------------------------------------------------------------------------------------------------------------------------------------|
| How was the Agency/Group/Organization consulted and what are the anticipated outcomes of the consultation or areas for improved coordination? | The mission of the Northwest Austin Coalition is to support leaders in Northwest Austin and address the needs the community through collaboration, communication, and education. NHCD staff provided a presentation and answered questions from members. The community needs assessment process was discussed, and members had an opportunity to ask questions or raise concerns about how the City's programs address the housing needs of low- to moderate-income Austinites. Staff also promoted direct public outreach opportunities related to the Consolidated Plan. |
| Agency/Group/Organization | Travis County |
| Agency/Group/Organization Type | County in which Austin is primarily located |
| What section of the Plan was addressed by Consultation? | Housing Needs Assessment |
| How was the Agency/Group/Organization consulted and what are the anticipated outcomes of the consultation or areas for improved coordination? | Monthly meetings; joint review of research findings associated with the regional Analysis of Impediments to Fair Housing Choice (AI); joint development of regional goals to address disproportionate housing needs. |
| Agency/Group/Organization | Urban Renewal Board |
| Agency/Group/Organization Type | Other-Board/Commission |
| What section of the Plan was addressed by Consultation? | Housing Need Assessment Economic Development |
| How was the Agency/Group/Organization consulted and what are the anticipated outcomes of the consultation or areas for improved coordination? | The Urban Renewal Board oversees the implementation and compliance with Urban Renewal Plans that are adopted by the Austin City Council. An Urban Renewal Plan's primary purpose is to eliminate slum and blighting influence within a designated area of the City. NHCD staff provided a presentation and answered questions from Commissioners. The community needs assessment process was discussed, and Commissioners had an opportunity to ask questions or raise concerns about how the City's programs address the housing needs of low- to moderate-income Austinites. Staff also promoted direct public outreach opportunities related to the Consolidated Plan. |
| Agency/Group/Organization | Williamson County |
| Agency/Group/Organization Type | Adjacent Jurisdiction |

| | |
|------------------------------------------------------------------------------------------------------------------------------------------------------|----------------------------------------------------------------------------------------------------------------------------------------------------------------------------------------------------------------------|
| What section of the Plan was addressed by Consultation? | Housing Needs Assessment |
| How was the Agency/Group/Organization consulted and what are the anticipated outcomes of the consultation or areas for improved coordination? | Monthly meetings; joint review of research findings associated with the regional Analysis of Impediments to Fair Housing Choice (AI); joint development of regional goals to address disproportionate housing needs. |

Table 2 – Agencies, groups, organizations who participated

DRAFT

Identify any Agency Types not consulted and provide rationale for not consulting

The City of Austin contacted a variety of agency types and partnering organizations in preparing the FY 2019-24 Consolidated Plan or FY 2019-20 Annual Action Plan. No agencies were intentionally excluded from consultation.

Other local/regional/state/federal planning efforts considered when preparing the Plan

| Name of Plan | Lead Organization | How do the goals of your Strategic Plan overlap with the goals of each plan? |
|------------------------------------------|----------------------------------------------------------------|-----------------------------------------------------------------------------------------------------------------------------------------------------------------------------------------------------------------------------------------------------------------------------------------------------------------------------------------------------------------------------------------------------------------------------------------------------------------------------------------------------------------------------------------------------------------------------------------------------------------------------------------------------------------------------------------------------------------------------------------------------------------------------------------------------------------------------------------------------------------------------------------------------------------------------------|
| Austin's Action Plan to End Homelessness | Ending Community Homelessness Coalition (ECHO) | Austin's Action Plan to End Homelessness calls for a systems approach to ending people's homelessness. It specifically outlines implementation of five system elements that together will work effectively in ending homelessness for individuals and families, while making the community stronger for all. Those system components are 1) outreach services and shelters, 2) addressing disparities, 3) providing housing and support services, 4) strengthening our response system, and 5) building wide community commitment from both the public and private sector. This Action Plan itself seeks to mobilize public and private resources in the right order of magnitude to continue implementing strategies that work, while continue to think outside the box, testing new and improved practices, policies and programs. The action plan is meant to be a living document updated along the way to reflect learnings. |
| Age Friendly Action Plan | City of Austin Commission on Seniors | The City of Austin's Age Friendly Action Plan was published in 2017 and ultimately adopted as an addendum to Imagine Austin . The Age Friendly Action Plan includes three goals related to affordable housing, including "Expand and promote the development of diverse housing options that are affordable for seniors of different income levels," "Support and expand affordable housing options for seniors," and "Expand assistance for affordable home repair, maintenance and modification for seniors of all income levels." These goals directly align with the Strategic Housing Blueprint and the priorities and investment categories detailed in the Consolidated Plan. |
| Imagine Austin | City of Austin Planning and Zoning | On June 15, 2012, City Council voted unanimously to adopt Imagine Austin, the City's comprehensive plan for Austin's future. The plan includes implementation guidelines and the following priority programs: 1) A compact, connected Austin with improved transportation options; 2) Sustainably managed water resources; 3) Invest in Austin's workforce, education systems and entrepreneurs; 4) Protect environmentally sensitive areas and integrate nature into the City; 5) Invest in Austin's creative economy; 6) Develop and maintain household affordability throughout Austin (NHCD is lead in implementing the Household Affordability priority program and will continue to partner with other City departments and community |

| | | |
|----------------------------------------------------|------------------------------------------------|-----------------------------------------------------------------------------------------------------------------------------------------------------------------------------------------------------------------------------------------------------------------------------------------------------------------------------------------------------------------------------------------------------------------------------------------------------------------------------------------------------------------------------------------------------------------------------------------------------------------------------------------------------------------------------------------------------------------------------------------------------------------------------------------------------------------------------------------------------------------------------------------------------------------------------------------------------------------------------------------------------------------------------------------------------------------------------------------------------------------------------------------------------------------------------------------------------------------------------------------------------|
| | | entities to guide implementation of Imagine Austin through its strategic plan); 7) Create a 'Healthy Austin' program; and 8) Revise Austin's land development regulations and processes. |
| Austin Strategic Direction 2023 | City of Austin | <p>The Austin City Council adopted a strategic direction on March 8, 2018, guiding the City of Austin for the next three to five years. Austin Strategic Direction 2023 outlines a shared vision and six priority Strategic Outcomes:</p> <p>Together we strive to create a complete community where every Austinite has choices at every stage of life that allow us to experience and contribute to all of the following outcomes:</p> <ul style="list-style-type: none"> ● Economic Opportunity and Affordability: Having economic opportunities and resources that enable us to thrive in our community. ● Mobility: Getting us where we want to go, when we want to get there, safely and cost-effectively. ● Safety: Being safe in our home, at work, and in our community. ● Health and Environment: Enjoying a sustainable environment and a healthy life, physically and mentally. ● Culture and Lifelong Learning: Being enriched by Austin's unique civic, cultural, ethnic, and learning opportunities. ● Government That Works for All: Believing that City government works effectively and collaboratively for all of us - that it is equitable, ethical and innovative. |
| Austin Strategic Housing Blueprint | Neighborhood Housing and Community Development | <p>In the Spring of 2017, the Austin City Council adopted the first ever Austin Strategic Housing Blueprint. The document helps align resources, ensures a unified strategic direction, and facilitates community partnerships to achieve this shared vision. The plan identifies funding mechanisms, potential regulations, and other creative approaches the City of Austin should utilize to achieve housing goals--including the creation of 60,000 affordable units over the coming decade for households earning approximately \$60,000 or less per year--in line with Imagine Austin.</p> <p>The Blueprint identified five community values to guide the process, including:</p> <ul style="list-style-type: none"> -- Prevent households from being priced out of Austin; -- Foster equitable, integrated, and diverse communities; -- Invest in housing for those most in need; -- Create new and affordable housing choices for all Austinites in all parts of Austin; and, -- Help Austinites reduce their household costs. |

| | | |
|-------------------------------------------------------------------------------------|-----------------------------------------------|---------------------------------------------------------------------------------------------------------------------------------------------------------------------------------------------------------------------------------------------------------------------------------------------------------------------------------------------------------------------------------------------------------------------------------------------------------------------------------------------------------------------------------------------------------------------------------------------------------------------------------------|
| <u>Opportunity 360</u> | Enterprise Community Partners | Opportunity360 allows the City to understand and address community challenges by identifying pathways to greater opportunities using cross-sector data, community engagement and measurement tools. Tools and resources in the platform provide a comprehensive view into a neighborhood and facilitate a strategic, asset-building approach to community development. The tool is used by the City to determine emerging and high opportunity areas. |
| <u>Long Range Capital Improvement Strategic Plan</u> | City of Austin Planning and Zoning Department | The City of Austin Planning and Zoning Department coordinates update of the Long Range Capital Improvement Program Strategic Plan. The Plan is updated on a two-year cycle in cooperation with the Public Works Department, the City of Austin Budget Office, and capital departments. The plan has a 10-year planning horizon and provides the basis for identifying both ongoing capital needs and strategic opportunities for CIP investment over the long term, including investments in affordable housing. The plan was created to further align the City's CIP investments with the Imagine Austin 30-Year Comprehensive Plan. |
| <u>Project Connect</u> | City of Austin, Capital Metro, CAMPO, LStar | Project Connect is the vision for Central Texas high-capacity transit system. Linking activity centers within the fastest growing region in the country, Project Connect aims to connect people, places and opportunities in an easy, efficient way. The vision unites efforts to develop the best solutions for getting around Central Texas and addressing growth challenges. |
| <u>Regional Analysis of Impediments to Fair Housing Choice (AI)</u> | City of Austin and Travis County | AI goals are part of the five-year Consolidated Plan goals. The Analysis of Impediments, or AI, is a planning process for local governments and public housing agencies (PHAs) to take meaningful actions to overcome historic patterns of segregation, promote fair housing choice, and foster inclusive communities that are free from discrimination. This study was conducted for the Central Texas Region in 2018 and 2019 as a joint effort among 3 cities, 2 counties, and 5 housing authorities. |

Table 3 – Other local / regional / federal planning efforts

Describe cooperation and coordination with other public entities, including the State and any adjacent units of general local government, in the implementation of the Consolidated Plan (91.215(I))

In preparation for the Consolidated Plan, the City of Austin consulted with non-profit and for-profit housing developers, community members, advocacy groups, government and industry representatives to discuss barriers to affordable and accessible housing. In addition, the City consulted with representatives of organizations focused on the needs regarding the elderly, fair housing, childcare and youth services, public housing, transportation, health services, broadband and resiliency. These agencies were specifically invited and encouraged to participate in the public input process and to share with their constituents notices of meetings and hearings; they were also invited to provide written comments from their constituents. Entities that participated in the public input process are listed in section PR-10 *Consultation*.

Additionally, during the development of the Consolidated Plan, the City of Austin was in the process of finalizing a [Regional Analysis of Impediments to Fair Housing Choice \(AI\)](#) (AI). Participating jurisdictions included Travis County, Williamson County, the cities of Round Rock and Pflugerville, and the housing authorities of the City of Austin, Travis County, Georgetown, Round Rock, and Taylor. This process established both jurisdictional-level and regional goals to address the contributing factors that are limiting housing choice, which are included in the draft report. Action items for the City of Austin are included in the five-year strategy and one-year action plan.

Narrative (optional):

The City of Austin works to enhance coordination through inter-departmental, inter-organizational, and intergovernmental planning. The City collaborated with regional partners on the development of the 2019 Regional Analysis of Impediments to Fair Housing Choice, and 2019 Housing Market Analysis in order to develop a comprehensive and holistic long-range plan focused on the greatest needs in the region. The City of Austin continues to promote awareness that household affordability and community development challenges are regional, and do not respect geopolitical boundaries. Household affordability and unaddressed community development needs can directly or indirectly affect access to public services, education, health and human services, transportation, environmental sustainability, economic development, community vitality, arts and culture.

PR-15 Citizen Participation

1. Summary of community member participation process/Efforts made to broaden community member participation

Summarize community member participation process and how it impacted goal-setting

The City of Austin's Citizen Participation Plan requires five public hearings during the community needs assessment period, one before the Austin City Council, two before the Community Development Commission, and two additional hearings sponsored by organizations working with low- and moderate-income populations. The public hearings were conducted before the Community Development Commission on January 8, 2019 and February 12, 2019, the City Council on February 7, 2019, the Mayor's Committee for Persons with Disabilities and the Commission on Seniors annual joint meeting on February 8, 2019, and the Austin Area Comprehensive HIV Planning Council on February 25, 2019. Collectively, the City of Austin received 21 comments at the public hearings, public meetings, and oral and written comments during the community needs assessment period. A comprehensive list of all public comments received during the community needs assessment period are included in *Appendix I*.

All comments were accepted and considered in the development of strategic goals to address needs. The comprehensive community member engagement plan, including a comprehensive listing of all stakeholders groups that participated in the community needs process, is featured in ES-05, *Outreach*. The table below displays more detailed information about the stakeholder focus groups and surveys for the 2019 [Analysis of Impediments](#) (AI) and FY 2019-24 Consolidated Plan, and the public hearings conducted during the community needs assessment period.

Community Member Participation Outreach

| # | Mode of Outreach | Target of Outreach | Summary of response/attendance | Summary of comments received | Summary of comments not accepted and reasons | URL (If applicable) |
|---|-------------------------------------------|-------------------------------------------------------------------------------------------------------|----------------------------------------------------------------------------------------------------------------------------------------------------------|----------------------------------------------------------------------------------------------------------------------------------------------------------------------------------------------------------------------------------------------------------------------------------------------------------------------------------------------------------------------------------------|-------------------------------------------------------------------------------------------------------------|---------------------------------------------------------------------------------------------------------|
| 1 | Consolidated Plan community member Survey | Non-targeted/ broad community | Over 2,300 unique Responses | A wide range of comments focused on topics relating to housing accessibility, preventing homelessness, job training, mental health counseling, affordable child care, and housing for elderly and special needs were received. | All comments or views received were accepted. | http://austintexas.gov/five |
| 2 | Internet Outreach | Non-targeted/ broad community | The Consolidated Plan/ Action Plan website received over 1,964 unique views to date. | Survey respondents were encouraged to provide written comments on their concerns. Majority of responses involved deep levels of affordability, Permanent Supportive Housing (PSH), the increasing cost of housing, transportation options, and housing for those with disabilities or special needs. | All comments or views received were accepted. | http://austintexas.gov/five |
| 3 | All community member Survey | Residents most vulnerable to housing barriers and with disproportionate housing needs Regional | More than 3,000 residents participated, including 400 extremely low-income residents, 900 residents with disabilities and 1,400 residents with children. | Greatest disproportionate housing needs include: 1) Gaps in homeownership for African American and Hispanic households; 2) A shortage of rental units for households earning \$25,000 and less; 3) Increasingly geographically limited areas where affordable housing can be found leading to longer commutes; 4) Displacement of low-and moderate-income renters due to rising rents. | All surveys were considered in the analysis of barriers and development of strategic goals to address needs | http://www.centraltexasfairhousing.org/ |
| 4 | Public Hearing | Community Development Commission | No community members provided testimony | No public comments were received. NHCD staff provided a presentation and answered questions from Commissioners. The community needs assessment process was discussed, and | | http://austintx.swagit.com/play/01102019-907 |

| | | | | | | |
|---|----------------|-----------------------------------------------------------------------------------------------|-----------------------------------------|------------------------------------------------------------------------------------------------------------------------------------------------------------------------------------------------------------------------------------------------------------------------------------------------------------------------------------------------------------------------------------------------------------------|-----------------------------------------------|-------------------------------------------------------------------------------------------------------------------------------------------------------------------|
| | | | | members had an opportunity to ask questions or raise concerns about how the City's programs address the housing and economic needs of low-to moderate-income Austinites. Staff also promoted direct public outreach opportunities related to the Consolidated Plan. | | |
| 5 | Public Hearing | City Council | 4 community members provided testimony | Comments focused on deep levels of affordability, utility assistance, home repair, equitable distribution of affordable housing, early childcare education, job training, and the need for childcare assistance. | All comments or views received were accepted. | http://www.austintexas.gov/departments/City-council/2019/20190207-reg.htm |
| 6 | Public Hearing | Mayor's Committee for People with Disabilities and Commission on Seniors Annual Joint Meeting | No community members provided testimony | No public comments were received. NHCD staff provided a presentation and answered questions from Commissioners. The community needs assessment process was discussed, and members had an opportunity to ask questions or raise concerns about how the City's programs address the needs of persons with disabilities. Staff also promoted direct public outreach opportunities related to the Consolidated Plan. | | http://austintx.swagit.com/play/02082019-677 |
| 7 | Public Hearing | Community Development Commission | 13 community members provided testimony | Comments focused on affordable housing, fair employment practices, workforce development, home repair programs, childcare vouchers, after school programs, gentrification, and homelessness. | All comments or views received were accepted. | https://austintx.swagit.com/play/02132019-1805 |
| 8 | Public Hearing | Austin Area Comprehensive | No community members | No public comments were received. NHCD and APH staff | | http://www.austintexas.gov |

| | | | | | | |
|----|----------------|---------------------------------------------------------------------------------------|---------------------------------------------------------------------------------------------------------------|-------------------------------------------------------------------------------------------------------------------------------------------------------------------------------------------------------------------------------------------------------------------------------------------------------------------------------------------------------------------------------------------------------------------------------------------------------------------------------------------------------------------------------------------------|---------------------------------------------------------------------------------------------------|-------------------------------------------------------------------------------------------------------------------------------------------------------------------|
| | | HIV Planning Council | provided testimony | provided a presentation and answered questions from Commissioners. The community needs assessment process was discussed, and members had an opportunity to ask questions or raise concerns about how the City's programs address the needs of residents living with HIV/AIDS. Staff also promoted direct public outreach opportunities related to the Consolidated Plan. | | xas.gov/department/austin-area-comprehensive-hiv-planning-council |
| 9 | Public meeting | Residents most vulnerable to housing barriers and with disproportionate housing needs | 75 LMI and special needs residents | Comments primarily focused on the need for expanded housing affordability regionally and better transportation options. | All comments were accepted and considered in the development of strategic goals to address needs. | http://centraltexasfairhousing.org/get-involved/ |
| 10 | Focus Group | Stakeholders specializing in Broadband Access | 5 attendees, all representing low-and moderate-income residents without equal access to broadband or wireless | East Austin and rural Travis County have the lowest access to broadband. Challenges exist in wiring rural parts of Austin and Travis County because of the low population base. A multipronged approach is needed to improve digital inclusion: education/training on using free devices (Obama phones); expanded access to free/subsidized devices; more reliable connectivity (coordinating installation of wiring with other types of infrastructure development); better access for children whose schools rely on technology for homework. | All comments were accepted and considered in developing funding allocations and goal setting. | N/A |
| 11 | Focus Group | Stakeholders specializing in Disaster Recovery | 7 attendees; all representing low-to- | Disasters disproportionately impact low-and moderate-income households who are forced to locate in flood- | All comments were accepted and considered in | N/A |

| | | | | | | |
|----|-------------|-------------------------------------------------------------|---------------------------------------------------------------------------------------------------------------------------------------------------------------------|-----------------------------------------------------------------------------------------------------------------------------------------------------------------------------------------------------------------------------------------------------------------------------|-----------------------------------------------------------------------------------------------|--|
| | | | moderate income residents vulnerable or adversely affected by natural disasters | prone areas for affordability. Education and trainings are needed for residents on the risks of natural disasters and what to do in case of a disaster. Response is also complicated by lack of access to wireless and devices. | developing funding allocations and goal setting. | |
| 12 | Focus Group | Stakeholders specializing in Homelessness and Special Needs | 13 attendees representing organizations that serve extremely low-income residents, at-risk of and experiencing homelessness; persons in recovery; and frail elderly | The housing market is very challenging for people with special needs and those who are hard to house, including persons with criminal history (crossover with homelessness and substance abuse challenges). Support services are critical for housing access and stability. | All comments were accepted and considered in developing funding allocations and goal setting. | |

Table 4 – Community Member Participation Outreach

Needs Assessment

NA-05 Overview

Needs Assessment Overview

When the last five-year Consolidated Plan was developed in 2014, the City of Austin was experiencing strong population growth, high demand for housing, and increasingly limited affordable housing opportunities. These trends have continued, spurred by the strengthening of the national and local economy, continued growth of the technology sector in Austin, and migration of college graduates, workers, and high-income households into the City.

To support the development of this Consolidated Plan and provide current data on needs, the City of Austin retained [Root Policy Research](#) to conduct a Housing Market Analysis. For this Consolidated Plan/ Action Plan, tables have been amended with more current and comprehensive information where available.

The 2019 Housing Market Analysis and companion [Regional Analysis of Impediments to Fair Housing Choice](#)--which was completed in the nine months leading up to this Consolidated Plan--included a wide array of engagement opportunities for the public, diverse stakeholders, and community partners. The feedback from these sessions and community input provided during the Consolidated Plan needs assessment period, coupled with data analysis, informed the assessment of needs throughout this Consolidated Plan.

[Root Policy Research](#) has undertaken detailed analysis by developing a statistically sound model for analyzing both quantitative and qualitative data obtained from resources throughout the community. The geographic gaps analysis will help the City of Austin continually identify needs and establish goals and targets informing future policy and investment decisions on new affordable housing production, preservation of affordable housing, and revitalization of underserved communities. These goals and targets are a critical part of the City's Comprehensive Plan, [Imagine Austin](#), which establishes a priority program to "develop and maintain household affordability throughout Austin."

NA-10 Housing Needs Assessment - 24 CFR 91.205 (a,b,c)

Summary of Housing Needs

The top housing needs in Austin, identified through the quantitative and qualitative analysis conducted for the 2019 Housing Market Analysis, community needs assessment, and the AI, include:

- A shortage of deeply affordable rental units (renting for less than \$500/month) for renters earning less than \$25,000 per year.
- Geographically limited housing opportunities: 1) affordable rentals are scarce west of I-35, and 2) homes to buy for \$250,000 and less are increasingly concentrated in northeast, southwest and southeast Austin.
- A very limited geographic area where housing choice vouchers can be used. Currently, only neighborhoods in southeast Austin have market rents below or equivalent to the HUD Fair Market Rent (FMR).
- Rising housing costs in a handful of neighborhoods that are redeveloping, which could cause long-time residents to seek more affordable housing elsewhere. 16% of Austin residents surveyed report experiencing displacement, with 43% of that displacement due to rents rising above what a household can afford.
- A gap in ownership rates of Non-Hispanic White and African American and Hispanic households. 52% of Non-Hispanic White households in Austin own their homes compared to 32% of African American households and 35% of Hispanic households.
- A growing need for affordable housing near transit and services—to enable seniors to age in place, to provide a wider array of housing choices for persons with disabilities, and to mitigate the financial impact of rising transportation costs.

Analysis of the CHAS tables shown below, which have been updated to the most current data, show:

- Households earning less than 30% of the Area Median Income (or AMI) and/or with no income have very high rates of housing problems: 60% have housing needs. For severe housing problems, renters most affected are extremely low-income (earning 30% of AMI and less).
- Owners, even very low-income owners, have relatively low levels of housing problems and severe problems. Interestingly, where cost burden is the highest for owners, it is in the 50-80 AMI% range, representing lower to medium wage workers who are stretching to afford homes to buy and/or have found their mortgage payment, taxes, and utilities challenging to manage.
- Extremely low-income renters, in contrast, have very high rates of severe cost burden (60-80% are burdened) across all household sizes and types.
- Overcrowding is highest for unrelated owners earning between 80 and 100% of the AMI and low-income renters earning up to 80% of AMI. According to the residents survey conducted for the AI, housing problems, including overcrowding, is much more common for renters with children than owners with children.

| Demographics | Base Year: 2000 | Most Recent Year: 2019/2017 | % Change |
|---------------|-----------------|-----------------------------|----------|
| Population | 656,562 | 981,035 (2019) | 49% |
| Households | 269,320 | 376,609 (2017) | 40% |
| Median Income | \$42,689.00 | \$67,755.00 | 59% |

Table 5 - Housing Needs Assessment Demographics

Alternate Data Source Name: City of Austin for population 2000 and 2019; Census 2000; ACS Estimates for 2017

Number of Households Table

| | 0-30% HAMFI | >30-50% HAMFI | >50-80% HAMFI | >80-100% HAMFI | >100% HAMFI |
|-------------------------------------------------------------|----------------|------------------|------------------|-------------------|----------------|
| Total Households | 50,940 | 40,815 | 61,235 | 50,940 | 40,815 |
| Small Family Households | 14,240 | 13,325 | 18,855 | 14,240 | 13,325 |
| Large Family Households | 4,525 | 3,885 | 4,490 | 4,525 | 3,885 |
| Household contains at least one person 62-74 years of age | 5,440 | 5,010 | 8,365 | 5,440 | 5,010 |
| Household contains at least one-person age 75 or older | 3,285 | 2,855 | 3,645 | 3,285 | 2,855 |
| Households with one or more children 6 years old or younger | 10,435 | 7,494 | 8,495 | 10,435 | 7,494 |

Table 6 - Total Households Table

Data Source: 2011-2015 CHAS. Note, this table refers to Area Median Income as HAMFI and includes all households; it is not adjusted by family size.

Housing Needs Summary Tables

1. Housing Problems (Households with one of the listed needs)

| | Renter | | | | | Owner | | | | |
|---------------------------------------------------------------------------------------|--------------|--------------------|--------------------|---------------------|--------|--------------|--------------------|--------------------|---------------------|--------|
| | 0-30% AMI | >30- 50% AMI | >50- 80% AMI | >80- 100% AMI | Total | 0-30% AMI | >30- 50% AMI | >50- 80% AMI | >80- 100% AMI | Total |
| NUMBER OF HOUSEHOLDS | | | | | | | | | | |
| Substandard Housing - Lacking complete plumbing or kitchen facilities | 755 | 485 | 495 | 265 | 2,000 | 145 | 155 | 115 | 20 | 435 |
| Severely Overcrowded - With >1.51 people per room (and complete kitchen and plumbing) | 1,900 | 915 | 1,085 | 390 | 4,290 | 80 | 195 | 145 | 80 | 500 |
| Overcrowded - With 1.01-1.5 people per room (and none of the above problems) | 2,700 | 1,990 | 1,395 | 515 | 6,600 | 350 | 605 | 665 | 370 | 1,990 |
| Housing cost burden greater than 50% of income (and none of the above problems) | 27,390 | 10,575 | 2,365 | 185 | 40,515 | 5,395 | 3,780 | 3,420 | 1,030 | 13,625 |
| Housing cost burden greater than 30% of income (and none of the above problems) | 2,830 | 13,385 | 18,020 | 3,390 | 37,625 | 875 | 2,925 | 6,485 | 3,190 | 13,475 |
| Zero/negative Income (and none of the above problems) | 6,505 | 2,755 | 18,090 | 15,860 | 43,210 | 2,015 | 3,060 | 8,955 | 8,250 | 22,280 |

Table 7 – Housing Problems Table

Data Source: 2011-2015 CHAS

2. Housing Problems 2 (Households with one or more Severe Housing Problems: Lacks kitchen or complete plumbing, severe overcrowding, severe cost burden)

| | Renter | | | | | Owner | | | | |
|-----------------------------------------------------------------------|-----------|-------------|-------------|--------------|--------|-----------|-------------|-------------|--------------|--------|
| | 0-30% AMI | >30-50% AMI | >50-80% AMI | >80-100% AMI | Total | 0-30% AMI | >30-50% AMI | >50-80% AMI | >80-100% AMI | Total |
| NUMBER OF HOUSEHOLDS | | | | | | | | | | |
| Having 1 or more of four housing problems | 32,740 | 13,965 | 5,335 | 1,350 | 53,390 | 5,970 | 4,730 | 4,345 | 1,495 | 16,540 |
| Having none of four housing problems | 5,115 | 16,135 | 36,115 | 19,250 | 76,615 | 1,760 | 5,985 | 15,440 | 11,440 | 34,625 |
| Household has negative income, but none of the other housing problems | 4,220 | 0 | 0 | 0 | 4,220 | 1,130 | 0 | 0 | 0 | 1,130 |

Table 8 – Housing Problems 2

Data Source: 2011-2015 CHAS

3. Cost Burden > 30%

| | Renter | | | | Owner | | | |
|-------------------------|--------------|----------------|----------------|--------|--------------|--------------------|--------------------|--------|
| | 0-30% AMI | >30-50% AMI | >50-80% AMI | Total | 0-30% AMI | >30- 50% AMI | >50- 80% AMI | Total |
| NUMBER OF HOUSEHOLDS | | | | | | | | |
| Small Related | 1,395 | 5,715 | 4,925 | 12,035 | 160 | 1,160 | 2,315 | 3,635 |
| Large Related | 700 | 1,415 | 580 | 2,695 | 140 | 725 | 810 | 1,675 |
| Elderly | 785 | 990 | 1,765 | 3,540 | 605 | 1,075 | 1,630 | 3,310 |
| Other | 1,060 | 7,235 | 11,355 | 19,650 | 100 | 470 | 1,885 | 2,455 |
| Total need by income | 3,940 | 15,355 | 18,625 | 37,920 | 1,005 | 3,430 | 6,640 | 11,075 |

Table 9-Cost Burden >30%

Data Source: 2011-2015 CHAS

4. Cost Burden > 50%

| | Renter | | | | Owner | | | |
|----------------------|-----------|-------------|-------------|--------|-----------|-------------|-------------|--------|
| | 0-30% AMI | >30-50% AMI | >50-80% AMI | Total | 0-30% AMI | >30-50% AMI | >50-80% AMI | Total |
| NUMBER OF HOUSEHOLDS | | | | | | | | |
| Small Related | 9,095 | 2,955 | 565 | 12,615 | 1,360 | 1,110 | 990 | 3,460 |
| Large Related | 2,540 | 395 | 0 | 2,935 | 585 | 365 | 130 | 1,080 |
| Elderly | 2,575 | 1,265 | 525 | 4,365 | 2,010 | 1,155 | 990 | 4,155 |
| Other | 16,730 | 6,475 | 1,335 | 24,540 | 1,735 | 1,305 | 1,340 | 4,380 |
| Total need by income | 30,940 | 11,090 | 2,425 | 44,455 | 5,690 | 3,935 | 3,450 | 13,075 |

Table 10 – Cost Burden > 50%

Data Source: 2011-2015 CHAS

5. Crowding (More than one person per room)

| | Renter | | | | | Owner | | | | |
|---------------------------------------|-----------|-------------|-------------|--------------|--------|-----------|-------------|-------------|--------------|-------|
| | 0-30% AMI | >30-50% AMI | >50-80% AMI | >80-100% AMI | Total | 0-30% AMI | >30-50% AMI | >50-80% AMI | >80-100% AMI | Total |
| NUMBER OF HOUSEHOLDS | | | | | | | | | | |
| Single family households | 4,095 | 2,430 | 2,100 | 670 | 9,295 | 335 | 640 | 450 | 245 | 1,670 |
| Multiple, unrelated family households | 415 | 455 | 185 | 190 | 1,245 | 85 | 155 | 370 | 185 | 795 |
| Other, non-family households | 195 | 90 | 230 | 65 | 580 | 8 | 0 | 0 | 20 | 28 |
| Total need by income | 4,705 | 2,975 | 2,515 | 925 | 11,120 | 428 | 795 | 820 | 450 | 2,493 |

Table 11 – Crowding Information –1/2

Data Source: 2011-2015 CHAS

| | Renter | | | | Owner | | | |
|----------------------------------|-----------|-------------|-------------|-------|-----------|-------------|-------------|-------|
| | 0-30% AMI | >30-50% AMI | >50-80% AMI | Total | 0-30% AMI | >30-50% AMI | >50-80% AMI | Total |
| Households with Children Present | 16% | 26% | 41% | 83% | 3% | 8% | 29% | 40% |

Table 12 – Crowding Information – 2/2

Data Source Comments: 2018 resident survey conducted for the Regional AI. Proportions represent households with children with all housing problems including crowding.

Describe the number and type of single person households in need of housing assistance.

Estimating the needs of single person households in Austin is complicated by the City's large student population. Because their earnings are limited, students can make up a significant proportion of households living in poverty and facing housing challenges. This is usually a temporary hardship for most students, which improves when they graduate and find employment. In addition, many students rely on parents or guardians to assist with housing costs and/or rely on loans; these resources are not captured in typical data on housing needs. For these reasons, Census/CHAS data may overstate the number of single persons with housing needs.

According to the resident survey that was conducted for the AI, single person households living in Austin are a mix of young adults, middle aged adults, and elderly residents (median age is in the 45 to 54 range and 20% are elderly). One in five have household incomes less than \$25,000. Needs according to this survey include:

- Nearly four in five (78%) single person households who rent worry about their rent increasing more than they can afford. A significant share wants to buy a home but cannot afford the downpayment (57%).
- Among homeowners, one in four "can't pay their property taxes", and the share experiencing this housing challenge is lower among elderly (15%) than non-elderly (26%). This may reflect the ability of low-income seniors to reduce their property tax burden through the homestead exemption. In the past five years, eight% of elderly and 20% of non-elderly single person households participating in the survey experienced displacement—having to move when they did not want to move.
- Among elderly living alone, one in five experience difficulty with "inadequate sidewalks, street lights, drainage, or other infrastructure in my neighborhood", 14% can't get to public transit easily or safely, and 11% "need help taking care of myself/my home and can't find or afford to hire someone."
- One in four single person house holders under the age of 65 experience challenges with "inadequate sidewalks, street lights, drainage, or other infrastructure in my neighborhood", high crime in their neighborhood (16%), and 13% live in a home they consider to be in poor condition. Nearly one in five (18%) of non-elderly single person renters worry that if they request a repair, they will face a rent increase or eviction.

Estimate the number and type of families in need of housing assistance who are disabled or victims of domestic violence, dating violence, sexual assault and stalking.

Families in need of housing assistance with members with disabilities. According to CHAS tables provided by HUD, 58,255 households in the City of Austin have a member with a disability.

Of these:

- 25,600 have a hearing or vision impairment;
- 29,200 have an ambulatory limitation;
- 24,000 have a cognitive limitation; and
- 22,000 have a self-care or independent living limitation.
- Many residents have multiple types of disabilities.

The 2017 ACS reports that three in ten Austin children with disability live in poverty.

Those individuals who have housing problems total nearly 47,000; some of these needs are duplicated. By income level and disability type, housing needs are the highest for 0-30% households:

| <u>HHs by Income</u> | <u>Hearing/Vision</u> | <u>Ambulatory</u> | <u>Cognitive</u> | <u>Self-care</u> |
|-----------------------|-----------------------|-------------------|------------------|------------------|
| 0-30% | 4,160 | 5,545 | 5,130 | 4,305 |
| 31-50% | 2,805 | 3,350 | 2,975 | 2,250 |
| 51-80% | 2,445 | 3,175 | 2,605 | 2,300 |
| >80% | 1,675 | 1,435 | 1,360 | 1,220 |
| <u>All Households</u> | 11,085 | 13,505 | 12,070 | 10,075 |

Among all Austin households that include a member with a disability of any type, one in five (21%) live in housing that does not meet the accessibility needs of the member with a disability. Among these respondents to the Central Texas Fair Housing Survey, two-thirds need grab bars installed in a bathroom, two in five require wider doorways, and one in three need ramps installed within or leading to the home. One in 10 (13%) of Austin's households that include a member with a disability report that they "can't afford the housing that has accessibility features needed".

In both the survey and focus groups conducted for the regional AI and used to support this Consolidated Plan, residents with disabilities, especially those reliant on disability income, report being cost burdened and fear their rent being increased more than they can afford to pay. In the past five years, one in four households that includes a member with a disability in Austin experienced displacement—having to move when they did not want to move—based on responses to the Central Texas Fair Housing Survey.

Families in need of housing assistance who have experienced domestic violence.

The Centers for Disease Control estimates that as many as 50,000 Austin residents have experienced Intimate Partner Violence (IPV), which includes domestic violence, data violence, sexual assault and/or stalking. Of these, about two percent, or approximately 7,800 will have a lifetime need for housing assistance, based on surveys of adults and families who have experienced IPV.

Among respondents to the Central Texas Fair Housing Survey, 0.4% report being displaced due to abusive situations. In a focus group with domestic violence survivors living in an Austin safe house, all were extremely concerned about their ability to afford housing in the private market and worry that they have lost their place on publicly supported housing waitlists, as they are unable to receive mail at their prior addresses. Many of these women have large families, increasing the difficulty associated with finding housing once their time at the shelter expires.

What are the most common housing problems?

Housing cost burden is the most common housing problem in Austin. The most severe housing problem is for extremely cost burdened renters, those renters who spend in excess of 50% of their income on rent. Surveys of renters conducted for this study found their top challenge and worry is managing increasing rents.

A significant shortage of housing remains for renter households earning less than \$25,000 per year, largely due to a shift of private rental units out of the lowest affordability ranges. The City has been successful in maintaining deeply subsidized housing units. However, voucher holders who rely on the private market for housing are finding their options to be limited, as units that are affordable to voucher holders are more likely to be located on the periphery of the City.

For ownership, affordable homes to buy are increasingly limited within the City. Low-and moderate-income households seeking ownership are moving into surrounding suburban areas, where homes are less expensive and ownership rates are much higher.

Are any populations/household types more affected than others by these problems?

Extremely low-income renters are disproportionately affected by extreme cost burden. Small family households and households with one or more children six years old or younger are identified in Table 6 as having the greatest numbers of households in this category. This is supported by U.S. Census data, which indicates children under the age of 18 have contributed to growth in the City of Austin's poverty rate more than any other age group.

Persons with poor credit histories and/or criminal backgrounds have been shown to be disproportionately impacted because of the tight rental housing market. Renters who rely on unearned income such as child

support, social security and disability income are also encountering barriers to finding rental housing due to the increasingly common practice for landlords to require 3x the rent in earned income.

Describe the characteristics and needs of Low-income individuals and families with children (especially extremely low-income) who are currently housed but are at imminent risk of either residing in shelters or becoming unsheltered 91.205(c)/91.305(c)). Also discuss the needs of formerly homeless families and individuals who are receiving rapid re-housing assistance and are nearing the termination of that assistance

Respondents to the Central Texas Fair Housing Survey included households with incomes less than \$25,000 who are precariously housed—couch-surfing or otherwise not included on a lease, staying in emergency shelters or living in transitional housing programs. Among these residents, 25% live in households with 5 or more members (large families), 28% have children under 18, 35% are between the ages of 25 and 34, and 32% are ages 55 to 64. More than one in five (22%) are unemployed, 19% receive disability benefits, 17% are employed full time, and 17% perform temporary work or odd jobs.

Housing challenges among the precariously housed include: bad credit/history of eviction/foreclosure and can't find a place to rent (44%), "can't pay my utilities" (25%), not enough job opportunities in the area (17%), and "I have a felony/criminal record and can't find a place to rent" (17%).

Formerly homeless families and individuals receiving rapid rehousing assistance or are nearing the termination of temporary assistance may have difficulty transitioning to self-sufficiency and providing for their families. It is important to maintain processes that help the family or individual identify their needs and prepare a short- and long-term plan of action. Rapid Rehousing service providers (funded by ESG, CoC, Veterans, and the City) meet monthly to discuss strategies to address the needs of families and individuals they serve. The problem of families struggling after financial assistance is complete is addressed by working with clients from the first day on developing a plan for the time while they are receiving assistance until after the assistance is complete. All programs utilize progressive engagement to continually assess and work with clients to determine the continuing needs for financial assistance and case management. Most agencies are able to continue providing case management post-housing placement with financial assistance available, if its determined that they may need it. The Rapid Rehousing providers are working to develop standardized procedures across all funding sources, in order to create a community-wide Written Standards.

If a jurisdiction provides estimates of the at-risk population(s), it should also include a description of the operational definition of the at-risk group and the methodology used to generate the estimates:

"At-risk" is defined by the resident survey conducted for the AI, which categorized residents as "precariously housed" based on a number of factors. At-risk residents include those with a prior history of eviction or foreclosure, being precariously housed, difficulty paying utilities or property taxes, bad credit

history, criminal history, mental illness, prior episodes of homelessness, domestic assault, LGBTQ youth, and extremely low-income households. Overall in the City, three percent, or 12,000 households, are at-risk of homelessness due to their precariously housed situation.

Specify particular housing characteristics that have been linked with instability and an increased risk of homelessness

The most fundamental characteristic shared by the homeless and at-risk populations is their extreme poverty. Among these residents who are precariously housed and represented in the AI survey, 25% live in households with five or more members (large families), 28% have children under 18, 35% are between the ages of 25 and 34 and 32% are ages 55 to 64. More than one in five (22%) are unemployed, 19% receive disability benefits, 17% are employed full time and 17% perform temporary work or odd jobs.

Discussion

Access to affordable housing--particularly housing with supportive services for special needs residents--remains a significant challenge in the City. Both low and moderate-income households are affected. The most significant housing challenges include:

- **A shortage of deeply affordable rental units (renting for less than \$500/month) for renters earning less than \$25,000 per year.** These rentals are scarce and are more commonly available only in certain areas of the City. Similarly, for voucher holders, only neighborhoods in southeast Austin have market rents below or equivalent to the HUD fair market rent (FMR). Residents who are most affected by lack of rental affordability include large families, persons with disabilities, single parents, and persons with poor credit and/or a criminal history.
- **Homeownership, which is elusive for many who would like to own.** A gap remains in ownership rates of Non-Hispanic White and African American and Hispanic households. Homes to buy for \$250,000 and less are increasingly concentrated in northeast, southwest and southeast Austin. Austin workers are choosing to buy in surrounding suburbs, which offer much more affordable ownership opportunities.
- **Concern about displacement and actual displacement, mostly for renters.** 16% of Austin residents surveyed report experiencing displacement, with 43% of that displacement due to rents rising above what a household can afford.

NA-15 Disproportionately Greater Need: Housing Problems – 91.205 (b)(2)

Assess the need of any racial or ethnic group that has disproportionately greater need in comparison to the needs of that category of need as a whole.

Introduction

To the extent that any racial or ethnic group has a disproportionately greater need for any income category in comparison to the needs of that category as a whole, the jurisdiction must provide an assessment of that specific need. For this purpose, disproportionately greater need exists when the percent of persons in a category of need who are members of a particular racial or ethnic group is at least ten percentage points higher than the percent of persons in the category as a whole. (Source: HUD Consolidated Planning: <http://archives.hud.gov/offices/cpd/about/conplan/conplannarratives.doc>)

According to HUD, a disproportionate need exists when a resident group has a rate of housing problems that is 10 percentage points higher than the jurisdiction overall. As a starting point in the Disproportionately Greater Needs analysis, the pre-populated HUD tables in NA-15 were examined for differences in proportions using a custom Excel model. It is important to note that it is difficult to draw conclusions from the HUD data provided because some of the needs categories have a very small sample size.

According to the disproportionate needs analysis based on the numbers in the tables below, housing needs exist across all races, ethnicities, and incomes, with all types of residents experiencing high rates of housing problems (barring one or two exceptions, which are due to small numbers of residents represented by the data). At 0-30% of AMI, residents of all races and ethnicities face housing problems at an incidence rate of 90%. Except for the proportion of residents living in public housing, low-income renters are cost burdened and living in units in poor condition. The incidence of housing problems remains very high for residents in the 30-50% AMI income range. At 50-80% AMI, between 40 and 60% of residents experience housing problems. At 80-100% AMI, just one-third of residents have housing problems, and these proportions remain relatively consistent across racial and ethnic groups.

The regional [Analysis of Impediments](#) that was conducted prior to this plan also examined disproportionate need and defined it more broadly, as occurring when one or more population group has significantly different housing outcomes that negatively affect housing choice and access to economic opportunity. Based on an analysis of the data provided in tables below--which have been updated with current (2011-2015) CHAS data--and the disproportionate needs analysis in the AI, the greatest needs include:

- 1) Homeownership rates. The homeownership gap between Black/African American and Hispanic and Non-Hispanic White households is around 20 percentage points in Austin. African American homeownership rates have not increased nationally for more than 30 years, despite a variety of

public and private efforts that focus on ownership. Hispanic homeownership has increased only slightly. This continued gap suggests that more needs to be done to reverse the negative outcomes of decades of discriminatory treatment.

- 2) Displacement. African Americans report experiencing displacement at rates that are 20 percentage points higher than Non-Hispanic Whites. The difference for Hispanics is six percentage points.
- 3) Rising housing cost and stagnant incomes. The changes in home values and rents have exceeded changes in median incomes for all households, meaning that households have lost their housing “purchasing power.” Home values have risen by 51% compared to income increases of 25% for African Americans, 21% for Hispanics, and 28% for Non-Hispanic Whites. Rents have risen by 35%.
- 4) Due to rising rents, voucher holders have fewer options for using their vouchers than five years ago. The only areas in the region where the local rent is lower than or equivalent to what HUD will pay are southeast Austin.
- 5) Ability to access a mortgage loan. Black/African American, Hispanic, and other non-Asian minorities face higher denial rates for mortgage loans, which can affect housing condition, property values, and neighborhood quality. Black/African American borrowers are denied loans 26% of the time, which is 15 percentage points higher than the rate for Non-Hispanic Whites. The difference for Hispanics is 10 percentage points (denial rate of 11%).

0%-30% of Area Median Income

| Housing Problems | Has one or more of four housing problems | Has none of the four housing problems | Household has no/negative income, but none of the other housing problems |
|--------------------------------|------------------------------------------|---------------------------------------|--------------------------------------------------------------------------|
| Jurisdiction as a whole | 42,415 | 3,170 | 5,350 |
| White | 16,305 | 1,045 | 2,205 |
| Black / African American | 5,080 | 585 | 665 |
| Asian | 2,640 | 105 | 840 |
| American Indian, Alaska Native | 60 | 70 | 15 |
| Pacific Islander | 0 | 0 | 0 |
| Hispanic | 17,015 | 1,260 | 1,460 |

Table 13 - Disproportionately Greater Need 0 - 30% AMI

Data Source: 2011-2015 CHAS

*The four housing problems are:

1. Lacks complete kitchen facilities, 2. Lacks complete plumbing facilities, 3. More than one person per room, 4. Cost Burden greater than 30%

30%-50% of Area Median Income

| Housing Problems | Has one or more of four housing problems | Has none of the four housing problems | Household has no/negative income, but none of the other housing problems |
|--------------------------------|------------------------------------------|---------------------------------------|--------------------------------------------------------------------------|
| Jurisdiction as a whole | 35,000 | 5,815 | 0 |
| White | 14,595 | 2,280 | 0 |
| Black / African American | 3,515 | 745 | 0 |
| Asian | 2,005 | 215 | 0 |
| American Indian, Alaska Native | 20 | 25 | 0 |
| Pacific Islander | 25 | 0 | 0 |
| Hispanic | 14,285 | 2,420 | 0 |

Table 14 - Disproportionately Greater Need 30 - 50% AMI

Data Source: 2011-2015 CHAS

*The four housing problems are:

1. Lacks complete kitchen facilities, 2. Lacks complete plumbing facilities, 3. More than one person per room, 4. Cost Burden greater than 30%

50%-80% of Area Median Income

| Housing Problems | Has one or more of four housing problems | Has none of the four housing problems | Household has no/negative income, but none of the other housing problems |
|--------------------------------|------------------------------------------|---------------------------------------|--------------------------------------------------------------------------|
| Jurisdiction as a whole | 34,190 | 27,045 | 0 |
| White | 19,125 | 12,845 | 0 |
| Black / African American | 3,125 | 2,895 | 0 |
| Asian | 1,095 | 1,190 | 0 |
| American Indian, Alaska Native | 55 | 80 | 0 |
| Pacific Islander | 0 | 0 | 0 |
| Hispanic | 10,110 | 9,210 | 0 |

Table 15 - Disproportionately Greater Need 50 - 80% AMI

Data Source: 2011-2015 CHAS

*The four housing problems are:

1. Lacks complete kitchen facilities, 2. Lacks complete plumbing facilities, 3. More than one person per room, 4. Cost Burden greater than 30%

80%-100% of Area Median Income

| Housing Problems | Has one or more of four housing problems | Has none of the four housing problems | Household has no/negative income, but none of the other housing problems |
|--------------------------------|------------------------------------------|---------------------------------------|--------------------------------------------------------------------------|
| Jurisdiction as a whole | 9,425 | 24,110 | 0 |
| White | 5,935 | 13,575 | 0 |
| Black / African American | 480 | 2,435 | 0 |
| Asian | 405 | 935 | 0 |
| American Indian, Alaska Native | 0 | 45 | 0 |
| Pacific Islander | 0 | 25 | 0 |
| Hispanic | 2,465 | 6,585 | 0 |

Table 16 - Disproportionately Greater Need 80 - 100% AMI

Data Source: 2011-2015 CHAS

*The four housing problems are:

1. Lacks complete kitchen facilities, 2. Lacks complete plumbing facilities, 3. More than one person per room, 4. Cost Burden greater than 30%

Discussion

According to the tables HUD provides for assessing disproportionate needs, housing needs exist across all races, ethnicities, and incomes, with all types of residents experiencing high rates of housing problems (barring one or two exceptions, which are due to small numbers of residents represented by the data).

At 0-30% of AMI, residents of all races and ethnicities face housing problems at an incidence rate of 90%. That is, except for the proportion of residents living in public housing, low-income renters are cost burdened and living in units in poor condition.

The incidence of housing problems remains very high for residents in the 30-50% AMI income range. At 50-80% AMI, between 40 and 60% of residents experience housing problems.

At 80-100% AMI, just one-third of residents have housing problems and these proportions remain relatively consistent across racial and ethnic groups.

DRAFT

NA-20 Disproportionately Greater Need: Severe Housing Problems – 91.205 (b)(2)

Assess the need of any racial or ethnic group that has disproportionately greater need in comparison to the needs of that category of need as a whole.

Introduction

To the extent that any racial or ethnic group has a disproportionately greater need for any income category in comparison to the needs of that category as a whole, the jurisdiction must provide an assessment of that specific need. For this purpose, disproportionately greater need exists when the percent of persons in a category of need who are members of a particular racial or ethnic group is at least ten percentage points higher than the percent of persons in the category as a whole. It is difficult to draw conclusions from the data provided because some of these categories have a very small sample size. Source: HUD Consolidated Planning:

http://archives.hud.gov/offices/cpd/about/conplan/conplan_narratives.doc

According to the data below, when converted to proportions, no differences in severe housing problems exist across incomes levels and race and ethnicity when compared to the jurisdiction as a whole and when compared against Non-Hispanic, White residents.

The [Analysis of Impediments to Fair Housing Choice](#), which included a survey of residents, found disparities in severe housing problems (defined by the survey) in low homeownership rates, high mortgage loan denials, and displacement due to rising rents. These needs are much greater for African American households than any other racial group and moderately greater for Hispanic households.

0%-30% of Area Median Income

| Severe Housing Problems* | Has one or more of four housing problems | Has none of the four housing problems | Household has no/negative income, but none of the other housing problems |
|--------------------------------|------------------------------------------|---------------------------------------|--------------------------------------------------------------------------|
| Jurisdiction as a whole | 38,710 | 6,875 | 5,350 |
| White | 15,015 | 2,335 | 2,205 |
| Black / African American | 4,410 | 1,250 | 665 |
| Asian | 2,515 | 230 | 840 |
| American Indian, Alaska Native | 15 | 110 | 15 |
| Pacific Islander | 0 | 0 | 0 |
| Hispanic | 15,535 | 2,740 | 1,460 |

Table 17 – Severe Housing Problems 0 - 30% AMI

Data Source: 2006-2010 CHAS

*The four severe housing problems are:

1. Lacks complete kitchen facilities, 2. Lacks complete plumbing facilities, 3. More than 1.5 persons per room, 4. Cost Burden over 50%

30%-50% of Area Median Income

| Severe Housing Problems* | Has one or more of four housing problems | Has none of the four housing problems | Household has no/negative income, but none of the other housing problems |
|--------------------------------|------------------------------------------|---------------------------------------|--------------------------------------------------------------------------|
| Jurisdiction as a whole | 18,695 | 22,120 | 0 |
| White | 8,040 | 8,830 | 0 |
| Black / African American | 1,430 | 2,820 | 0 |
| Asian | 1,240 | 980 | 0 |
| American Indian, Alaska Native | 0 | 45 | 0 |
| Pacific Islander | 0 | 25 | 0 |
| Hispanic | 7,645 | 9,055 | 0 |

Table 18 – Severe Housing Problems 30 - 50% AMI

Data Source: 2006-2010 CHAS

*The four severe housing problems are:

1. Lacks complete kitchen facilities, 2. Lacks complete plumbing facilities, 3. More than 1.5 persons per room, 4. Cost Burden over 50%

50%-80% of Area Median Income

| Severe Housing Problems* | Has one or more of four housing problems | Has none of the four housing problems | Household has no/negative income, but none of the other housing problems |
|--------------------------------|------------------------------------------|---------------------------------------|--------------------------------------------------------------------------|
| Jurisdiction as a whole | 9,680 | 51,555 | 0 |
| White | 4,915 | 27,060 | 0 |
| Black / African American | 655 | 5,365 | 0 |
| Asian | 245 | 2,030 | 0 |
| American Indian, Alaska Native | 10 | 130 | 0 |
| Pacific Islander | 0 | 0 | 0 |
| Hispanic | 3,670 | 15,655 | 0 |

Table 19 – Severe Housing Problems 50 - 80% AMI

Data Source: 2006-2010 CHAS

*The four severe housing problems are:

1. Lacks complete kitchen facilities, 2. Lacks complete plumbing facilities, 3. More than 1.5 persons per room, 4. Cost Burden over 50%

80%-100% of Area Median Income

| Severe Housing Problems* | Has one or more of four housing problems | Has none of the four housing problems | Household has no/negative income, but none of the other housing problems |
|--------------------------------|------------------------------------------|---------------------------------------|--------------------------------------------------------------------------|
| Jurisdiction as a whole | 2,845 | 30,690 | 0 |
| White | 1,440 | 18,075 | 0 |
| Black / African American | 160 | 2,755 | 0 |
| Asian | 120 | 1,220 | 0 |
| American Indian, Alaska Native | 0 | 45 | 0 |
| Pacific Islander | 0 | 25 | 0 |
| Hispanic | 1,105 | 7,940 | 0 |

Table 20 – Severe Housing Problems 80 - 100% AMI

Data Source: 2006-2010 CHAS

*The four severe housing problems are:

1. Lacks complete kitchen facilities, 2. Lacks complete plumbing facilities, 3. More than 1.5 persons per room, 4. Cost Burden over 50%

Discussion

According to the HUD tables above, there are no disproportionate differences in severe housing needs among households when examined by race, ethnicity, and income.

NA-25 Disproportionately Greater Need: Housing Cost Burdens – 91.205 (b)(2)

Assess the need of any racial or ethnic group that has disproportionately greater need in comparison to the needs of that category of need as a whole.

Introduction:

To the extent that any racial or ethnic group has a disproportionately greater need for any income category in comparison to the needs of that category as a whole, the jurisdiction must provide an assessment of that specific need. For this purpose, disproportionately greater need exists when the percent of persons in a category of need who are members of a particular racial or ethnic group is at least ten percentage points higher than the percent of persons in the category as a whole. (Source: HUD Consolidated Planning: http://archives.hud.gov/offices/cpd/about/conplan/conplan_narratives.doc)

According to an analysis of disproportionately greater cost burden, few differences exist when racial and ethnic groups are compared to the region as a whole by income range. The largest variance is for African American households earning more than 50% of the Area Median Income (AMI), who face a difference in housing burden of six percentage points when compared to the region overall. The data indicate that Pacific Islanders in the less than 30% AMI income range have a large disproportionate need; however, this is based on very small numbers of households.

Housing Cost Burden

| Housing Cost Burden | <=30% | 30-50% | >50% | No / negative income (not computed) |
|--------------------------------|---------|--------|--------|-------------------------------------|
| Jurisdiction as a whole | 219,370 | 65,980 | 60,085 | 5,765 |
| White | 138,255 | 34,925 | 28,925 | 2,300 |
| Black / African American | 13,035 | 6,050 | 5,990 | 745 |
| Asian | 14,610 | 3,165 | 3,640 | 855 |
| American Indian, Alaska Native | 490 | 130 | 15 | 15 |
| Pacific Islander | 150 | 25 | 0 | 0 |
| Hispanic | 48,570 | 20,440 | 19,835 | 1,680 |

Table 21 – Greater Need: Housing Cost Burdens AMI

Data Source: 2006-2010 CHAS

Discussion:

According to an analysis of disproportionately greater cost burden, few differences exist when racial and ethnic groups are compared to the region as a whole by income range.

DRAFT

NA-30 Disproportionately Greater Need: Discussion – 91.205(b)(2)

Are there any Income categories in which a racial or ethnic group has disproportionately greater need than the needs of that income category as a whole?

According to HUD, a disproportionate need exists when a resident group has a rate of housing problems that is 10 percentage points higher than the jurisdiction overall. When examined across income categories, very few differences exist, except for Pacific Islanders, who have disproportionate high rates of burden. Therefore, the HUD CHAS data tables suggest that low-income households in Austin are equally burdened with housing problems.

The households with the greatest needs by far are those in the 0-30% AMI range. These households face cost burden at rates of:

- For the City overall, 65% are cost burdened;
- For Non-Hispanic White households, 70% are cost burdened;
- For African American households, 56% are cost burdened;
- For Asian households, 69% are cost burdened;
- For American Indian/Alaskan Native households, 70% are cost burdened;
- For Pacific Islander households, 86% are cost burdened; and
- For Hispanic households, 55% are cost burdened.

If they have needs not identified above, what are those needs?

The regional AI that was conducted prior to this plan also examined disproportionate need and defined it more broadly, as occurring when one or more population group has significantly different housing outcomes that negatively affect housing choice and access to economic opportunity.

Based on an analysis of the disproportionate needs analysis in the AI, the greatest needs include:

- 1) Homeownership rates - The homeownership gap between Black/African American and Hispanic and Non-Hispanic White households is around 20 percentage points in Austin. African American homeownership rates have not increased nationally for more than 30 years, despite a variety of public and private efforts that focus on ownership. Hispanic homeownership has increased only slightly. This continued gap suggests that more needs to be done to reverse the negative outcomes of decades of discriminatory treatment.
- 2) Displacement - African Americans report experiencing displacement at rates that are 20 percentage points higher than Non-Hispanic Whites. The difference for Hispanics is six percentage points.
- 3) Rising housing cost and stagnant incomes. The changes in home values and rents have exceeded changes in median incomes for all households, meaning that households have lost their housing “purchasing power.” Home values have risen by 51% compared to

income increases of 25% for African Americans, 21% for Hispanics, and 28% for Non-Hispanic Whites. Rents have risen by 35%.

- 4) Due to rising rents, voucher holders have fewer options for using their vouchers than five years ago. The only areas in the region where the local rent is lower than or equivalent to what HUD will pay are in southeast Austin.
- 5) Ability to access a mortgage loan. Black/African American, Hispanic, and other non-Asian minorities face higher denial rates for mortgage loans, which can affect housing condition, property values, and neighborhood quality. Black/African American borrowers are denied loans 26% of the time, which is 15 percentage points higher than the rate for Non-Hispanic Whites. The difference for Hispanics is 10 percentage points (denial rate of 11%).

Are any of those racial or ethnic groups located in specific areas or neighborhoods in your community?

As discussed above, households in the 0-30% AMI range have the highest rates of housing cost burden. These households are categorized as living below the poverty level in Census data. In sum, these households are concentrated in southeast Austin, where affordable rentals remain.

NA-35 Public Housing – 91.205(b)

Introduction

The [Housing Authority of the City of Austin](#) (HACA) serves the community by providing residents an affordable home and avenues to self-sufficiency. Today, the HACA has grown to 18 low-income subsidized housing developments, formerly public housing, with more than 1,800 units. Starting in 2013, HACA began converting our public housing units through the RAD Program (Rental Assistance Demonstration Program), in order to improve, modernize and/or redevelop aging housing stock. Although no longer called “public housing”, these assets, funded under the Project-Based Rental Assistance Program, still serve the same population as under public housing. The agency also administers the Housing Choice Voucher (HCV) Program which provides housing for more than 5,600 low-income individuals and families. The table below shows the total units and vouchers, by type, based on the latest HACA data.

Clients of HACA are more likely to represent African American households, families with children, and persons with disabilities than residents in the region overall. Specifically:

- Of households occupying PHA units, 17% are Non-Hispanic White, 33% African American, 48% Hispanic, 39% families with children, and 33% persons with disabilities.
- Of voucher holders, 18% are Non-Hispanic White, 54% African American, 27% Hispanic, 45% families with children, 26% persons with disabilities.
- Clients living in racially and ethnically concentrated areas (R/ECAPS) are more likely to be families with children than clients not living in R/ECAPS.

Totals in Use

| Program Type | | | | | | | | | |
|----------------------------|-------------|-----------|----------------|----------|---------------|--------------|-------------------------------------|----------------------------|-----------|
| | Certificate | Mod-Rehab | Public Housing | Vouchers | | | | | |
| | | | | Total | Project based | Tenant-based | Special Purpose Voucher | | |
| | | | | | | | Veterans Affairs Supportive Housing | Family Unification Program | Disabled* |
| # of units vouchers in use | 0 | 0 | 1,839 | 5,647 | | 4,947 | 490 | 84 | 126 |

Table 22 - Public Housing by Program Type

*includes Non-Elderly Disabled, Mainstream One-Year, Mainstream Five-year, and Nursing Home Transition

Data Source Comments: Data provided by HACA

Characteristics of Residents

| Program Type | | | | | | | | |
|-------------------------------------------------|-------------|-----------|----------------|----------|---------------|--------------|----------------------------------------------------------------|----------------------------|
| | Certificate | Mod-Rehab | Public Housing | Vouchers | | | | |
| | | | | Total | Project-based | Tenant-based | Special Purpose Voucher Veterans Affairs Supportive Housing | Family Unification Program |
| Average Annual Income | 0 | 0 | 13,204 | 14,060 | 0 | 15,920 | 12,716 | 13,545 |
| Average length of stay | 0 | 0 | 5.2 | 6.0 | 0 | 10 | 3.6 | 4.4 |
| Average Household size | 0 | 0 | 2.3 | 3.4 | 0 | 3.6 | 2.1 | 4.4 |
| # Homeless at admission | 0 | 0 | N/A | 746 | 0 | 142 | 591 | 13 |
| # of Elderly Program Participants (>62) | 0 | 0 | 405 | 1508 | 0 | 1092 | 161 | 255 |
| # of Disabled Families | 0 | 0 | 1,176 | 2,660 | 0 | 2,325 | 320 | 15 |
| # of Families requesting accessibility features | 0 | 0 | 347 | - | 0 | N/A | N/A | N/A |
| # of HIV/AIDS program participants | 0 | 0 | N/A | 0 | N/A | N/A | N/A | N/A |
| # of DV victims | 0 | 0 | N/A | 0 | N/A | N/A | 64 | N/A |

Table 24 – Characteristics of Public Housing Residents by Program Type

Data Source Comments: Data provided by HACA

Race of Residents

| Program Type | | | | | | | | | |
|-----------------------------------|-------------|-----------|----------------|----------|---------------|--------------|-------------------------------------|----------------------------|-----------|
| Race | Certificate | Mod-Rehab | Public Housing | Vouchers | | | | | |
| | | | | Total | Project-based | Tenant-based | Special Purpose Voucher | | |
| | | | | | | | Veterans Affairs Supportive Housing | Family Unification Program | Disabled* |
| White | 0 | 0 | 1,808 | 5,659 | 0 | 5,146 | 349 | 138 | 26 |
| Black/ African American | 0 | 0 | 1,369 | 7,268 | 0 | 6,838 | 236 | 118 | 76 |
| Asian | 0 | 0 | 688 | 106 | 0 | 104 | 2 | 0 | 0 |
| American Indian/ Alaska Native | 0 | 0 | 54 | 49 | 0 | 45 | 4 | 0 | 0 |
| Pacific Islander | 0 | 0 | 7 | 8 | 0 | 8 | 0 | 0 | 0 |
| Other | 0 | 0 | 711 | 0 | 0 | 0 | 0 | 0 | 0 |

Table 25 – Race of Public Housing Residents by Program Type

*includes Non-Elderly Disabled, Mainstream One-Year, Mainstream Five-year, and Nursing Home Transition

Data Source Comments: Data provided by HACA

Ethnicity of Residents

| Program Type | | | | | | | | | |
|--------------|-------------|-----------|----------------|----------|---------------|--------------|-------------------------------------|----------------------------|-----------|
| Ethnicity | Certificate | Mod-Rehab | Public Housing | Vouchers | | | | | |
| | | | | Total | Project-based | Tenant-based | Special Purpose Voucher | | |
| | | | | | | | Veterans Affairs Supportive Housing | Family Unification Program | Disabled* |
| Hispanic | 0 | 0 | 1,978 | 8,201 | 0 | 4,183 | 110 | 119 | 14 |
| Not Hispanic | 0 | 0 | 2,039 | 4,889 | 0 | 7,958 | 481 | 137 | 88 |

Table 26 – Ethnicity of Public Housing Residents by Program Type

*includes Non-Elderly Disabled, Mainstream One-Year, Mainstream Five-year, and Nursing Home Transition

Data Source Comments: Data provided by HACA

Section 504 Needs Assessment: Describe the needs of public housing tenants and applicants on the waiting list for accessible units:

Since HACA grants preferences for families with an elderly or disabled head of household, co-head or spouse, the majority of the families drawn off the waiting list meet one of these two categories. Of those, about 40% express a need for some type of special accommodation.

Current low-income Subsidized Housing tenants and applicants have a wide range of accessibility needs. The following are the most common requested needs:

1. Apartments without stairs. This includes both internally and externally. Many families have a family member for whom it is very difficult or not possible to navigate stairs on a regular basis.
2. Wheelchair accessible. This accessibility goes beyond simply no stairs in the apartment. This includes the need for ramps to the front door and lowered curbs to allow them to cross the street or access the management office. Doors need to be wide enough to allow for a wheelchair. Light switches, sinks and appliances need to be located at a height that would allow a wheelchair occupant to reach them. Roll-in showers or transfer showers with grab bars may also be necessary.
3. Specific bathtub / shower types and bathroom grab bars. The specifics of each case will vary. Some will need a walk-in or roll-in shower. Others will need a tub shower. Many need grab bars at the toilet or the bathtub /shower or both.
4. Flashing doorbell and flashing smoke detector. Family members may be hearing impaired and require these items as safety measures.
5. Live-in aide or caregiver. A family member may require continual assistance of a caregiver to live independently.

What are the number and type of families on the waiting lists for public housing and section 8 tenant-based rental assistance? Based on the information above, and any other information available to the jurisdiction, what are the most immediate needs of residents of Public Housing and Housing Choice voucher holders

In low-income Subsidized Housing (PBRA), there are currently 5,795 families on the waiting list, with an average of 2.3 members per household. Seventy-four percent of the heads of household are female, and 48% of the household members are children. HACA has four designated elderly and disabled apartment communities. At these properties, apartment units do not have any stairs; there is elevator access to each floor and wheelchair accessibility throughout the building. However, these four sites only have 1- and 2-bedroom apartments. For larger families that require 3- 4- or 5-bedroom units, HACA has very limited availability.

The Housing Choice Voucher waiting list has a total of 1,938 families, with an average of 2.4 members per household. Seventy-eight percent of the heads of household are female, and 49% of the household members are children. Residents in the Housing Choice Voucher program have the advantage of more

options throughout the City. However, with a 97% occupancy rate in Austin, first floor apartments, apartments without stairs and wheelchair accessible apartments are limited. Among accessible apartments, many are 1- or 2-bedrooms.

How do these needs compare to the housing needs of the population at large

As discussed above, HACA clients are more likely to be families with children, African Americans, and persons with disabilities than residents in the City overall. These household types have greater needs for larger unit sizes, housing in close proximity to schools, housing in close proximity to services, and good access to public transit. These housing qualities--particularly the locational qualities--are also in demand by other, higher income, residents, making affordable units for lower income residents increasingly challenging to find. The data analysis conducted for the AI found very few areas of the region that are affordable to voucher holders except for southeast Austin and southeast Travis County.

An analysis of the needs of voucher holders conducted for the regional AI found that, compared to all residents, voucher holders are much more likely to worry about being displaced from their current unit because their landlord will refuse to accept Section 8.

Discussion

Moreover, reporting from HACA staff and clients, NHCD survey respondents, community stakeholders and City leaders all serves to underscore the urgent need for affordable and safe, multi-bedroom housing designed to accommodate low-income families with children.

NA-40 Homeless Needs Assessment – 91.205(c)

Introduction:

The [Ending Community Homelessness Coalition](#) (ECHO) in Austin/Travis County defines homelessness as described below.

An individual or family who lacks a fixed, regular, and adequate nighttime residence, meaning:

- Has a primary nighttime residence that is a public or private place not meant for human habitation (cars, parks, sidewalks, abandoned buildings); or
- Is living in a publicly or privately-operated shelter designated to provide temporary living arrangements (including congregate shelters, transitional housing, and hotels and motels paid for by charitable organizations or by federal, state, and local government programs); or
- Is exiting an institution where s/he has resided for 90 days or less and who resided in an emergency shelter or place not meant for habitation, immediately before entering that institution.

The primary causes of homelessness in the U.S. are poverty and the lack of affordable housing. Other major factors that can contribute to homelessness include: insufficient income or loss of employment, domestic violence, mental illness, and substance abuse. Additionally, being released from incarceration without sufficient transitional assistance, and aging out of foster care may also contribute to homelessness for specific populations. Homelessness can be a short- or long-term, or even a chronic condition.

Homeless Needs Assessment

| Population | Estimate the # of persons experiencing homelessness on a given night | | Estimate the # experiencing homelessness each year | Estimate the # becoming homeless each year | Estimate the # exiting homelessness each year | Estimate the # of days persons experience homelessness |
|----------------------------------------------------|----------------------------------------------------------------------|-------------|----------------------------------------------------|--------------------------------------------|-----------------------------------------------|--------------------------------------------------------|
| | Sheltered | Unsheltered | | | | |
| Persons in Households with Adult(s) and Child(ren) | 541 | 13 | 1322 | 900 | 548 | 0 |
| Persons in Households with Only Children | 12 | 1 | 93 | 25 | 9 | 0 |
| Persons in Households with Only Adults | 616 | 1072 | 7027 | 2200 | 704 | 155 days (all HH types) |
| Chronically Homeless Individuals | 183 | 325 | 2543 | N/A | 0 | 989 Days |
| Chronically Homeless Families | 6 | 0 | 229 | N/A | 0 | N/A |
| Veterans | 107 | 37 | 955 (split between 355 CH and 600 non-CH) | 50 | 225 | N/A |
| Unaccompanied Child | 12 | 1 | 85 | 25 | 6 | N/A |
| Persons with HIV | 13 | 25 | 57 | N/A | N/A | N/A |

Table 27 - Homeless Needs Assessment

Data Source: Annual Performance Report (APR), System Performance Measures (SysPMs)

Homeless Subpopulations

| | Sheltered | | | Unsheltered | Total | |
|-------------------------------------------------------------|-----------|--------------|------------|-----------------|-------------|---------------|
| | Emergency | Transitional | Safe Haven | | | |
| Total Number of Unaccompanied Youth Households | 35 | 19 | 0 | 27 | 81 | |
| Total Number of Unacc Youth | 35 | 19 | 0 | 27 | 81 | |
| Number of Unacc Youth (under 18) | 12 | 0 | 0 | 1 | 13 | |
| Number of Unacc Youth (18 - 24) | 23 | 19 | 0 | 26 | 68 | |
| Gender (unacc youth) | | | | | | |
| Female | 13 | 9 | 0 | 6 | 28 | |
| Male | 21 | 8 | 0 | 20 | 49 | |
| Transgender | 1 | 1 | 0 | 0 | 2 | |
| Gender Non-Conforming (i.e. not exclusively male or female) | 0 | 1 | 0 | 1 | 2 | |
| Chronically Homeless (unacc youth) | | | | | | |
| Total Number of Households | 2 | | 0 | 8 | 10 | |
| Total Number of Persons | 2 | | 0 | 8 | 10 | |
| Homeless Subpopulations (including SAFE) | | | | | | |
| | Sheltered | | | Sheltered Total | Unsheltered | Overall Total |
| | Emergency | Transitional | Safe Haven | | | |
| Adults with a Serious Mental Illness | 225 | 35 | 9 | 269 | 108 | 377 |
| Adults with a Substance Use Disorder | 118 | 9 | 5 | 132 | 72 | 204 |
| Adults with HIV/AIDS | 12 | 1 | 0 | 13 | 5 | 18 |
| Victims of Domestic Violence (Optional) | 101 | 70 | 0 | 171 | 9 | 180 |
| VETERAN HOUSEHOLDS ONLY | | | | | | |
| | Sheltered | | | Unsheltered | Total | |
| | Emergency | Transitional | Safe Haven | | | |
| Total Number of Households | 57 | 34 | 13 | 35 | 139 | |
| Total Number of Persons | 57 | 34 | 13 | 49 | 153 | |
| Total Number of Veterans | 57 | 34 | 13 | 37 | 141 | |
| Gender (veterans only) | | | | | | |
| Female | 4 | 6 | 1 | 1 | 12 | |
| Male | 53 | 28 | 12 | 36 | 129 | |

Data Source: 2019 PIT and HIC Reports

Homeless Household Breakdowns with and without Children

| | 2019 | 2019 | | 2019 | 2019 |
|---------------------------------------------------------|------------------|--------------|------------|--------------------|--------------|
| Households with at least one Adult and one Child | Sheltered | | | Unsheltered | Total |
| | Emergency | Transitional | | | |
| Total Number of Households | 638 | 133 | | 939 | 1710 |
| Total Number of Persons (Adults and Children) | 849 | 307 | | 1086 | 2242 |
| Number of Children (Under Age 18) | 210 | 162 | | 4 | 376 |
| Number of Young Adults (Age 18-24) | 34 | 43 | | 30 | 107 |
| Number of Adults (Over Age 24) | 605 | 102 | | 1052 | 1759 |
| | | | | | |
| | 2019 | 2019 | | 2019 | 2019 |
| Households without Children | Sheltered | | | Unsheltered | Total |
| | Emergency | Transitional | Safe Haven | | |
| Total Number of Households | 88 | 69 | 0 | 3 | 160 |
| Total Number of Persons (Adults) | 298 | 243 | 0 | 13 | 554 |
| Number of Young Adults (Age 18-24) | 198 | 162 | 0 | 3 | 363 |
| Number of Adults (Over Age 24) | 9 | 25 | 0 | 2 | 36 |
| | | | | | |
| | 2019 | 2019 | | 2019 | 2019 |
| Households with Only Children (under age 18) | Sheltered | | | Unsheltered | Total |
| | Emergency | Transitional | | | |
| Total Number of Households | 188 | 159 | | 7 | 354 |
| Total Number of Children (Under 18) | 110 | 84 | | 6 | 200 |

Data Source: 2019 PIT and HIC Reports

Indicate if the homeless population is rural: Has No Rural Homeless

If data is not available for the categories "number of persons becoming and exiting homelessness each year," and "number of days that persons experience homelessness," describe these categories for each homeless population type (including chronically homeless individuals and families, families with children, veterans and their families, and unaccompanied youth): See tables above

Nature and Extent of Homelessness: (Optional)

| Race: | Sheltered: | Unsheltered (optional) |
|----------------------------------|------------|------------------------|
| White | 347 | 673 |
| Black or African American | 773 | 355 |
| Asian | 0 | 5 |
| American Indian or Alaska Native | 2 | 23 |
| Pacific Islander | 1 | 2 |
| Ethnicity: | Sheltered: | Unsheltered (optional) |
| Hispanic | 433 | 236 |
| Not Hispanic | 736 | 850 |

Data Source: 2019 PIT Report

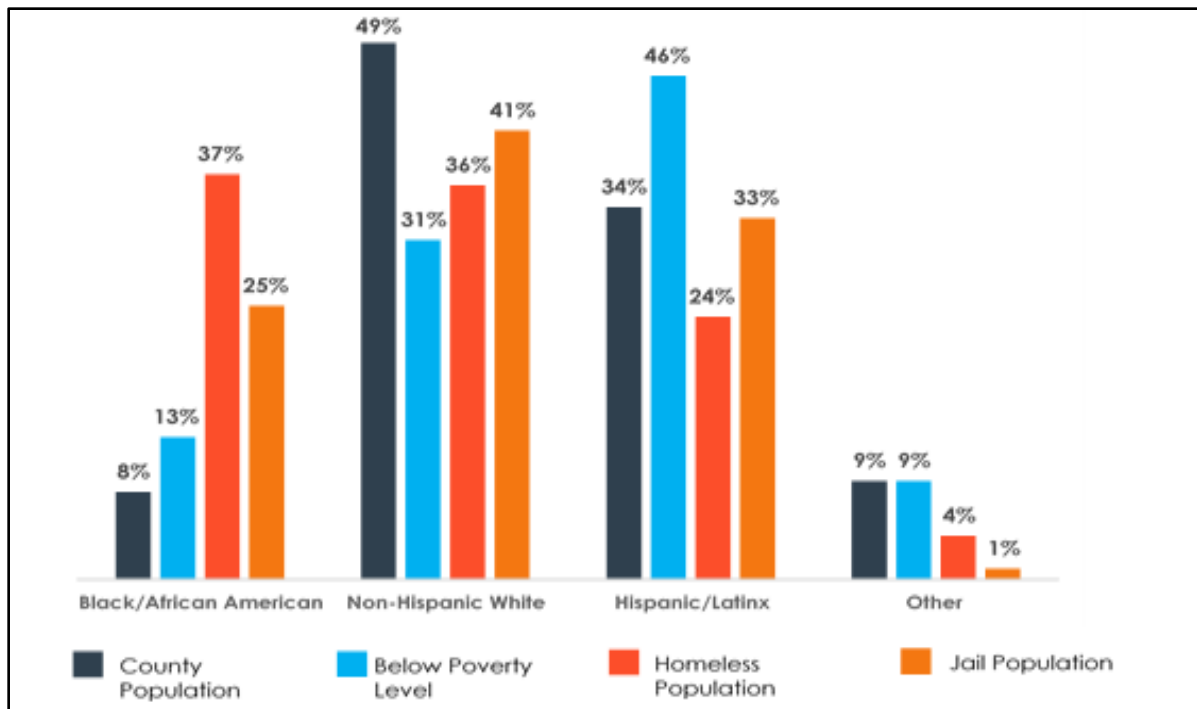
Estimate the number and type of families in need of housing assistance for families with children and the families of veterans.

ECHO housed 263 veterans across all formal programs-VASH, Front Steps SSVF, Caritas SSVF, and Healthcare for Homeless Veterans, from April 1, 2018 to March 31, 2019. Thirteen of those households included minor children (but the vast majority were individuals or couples).

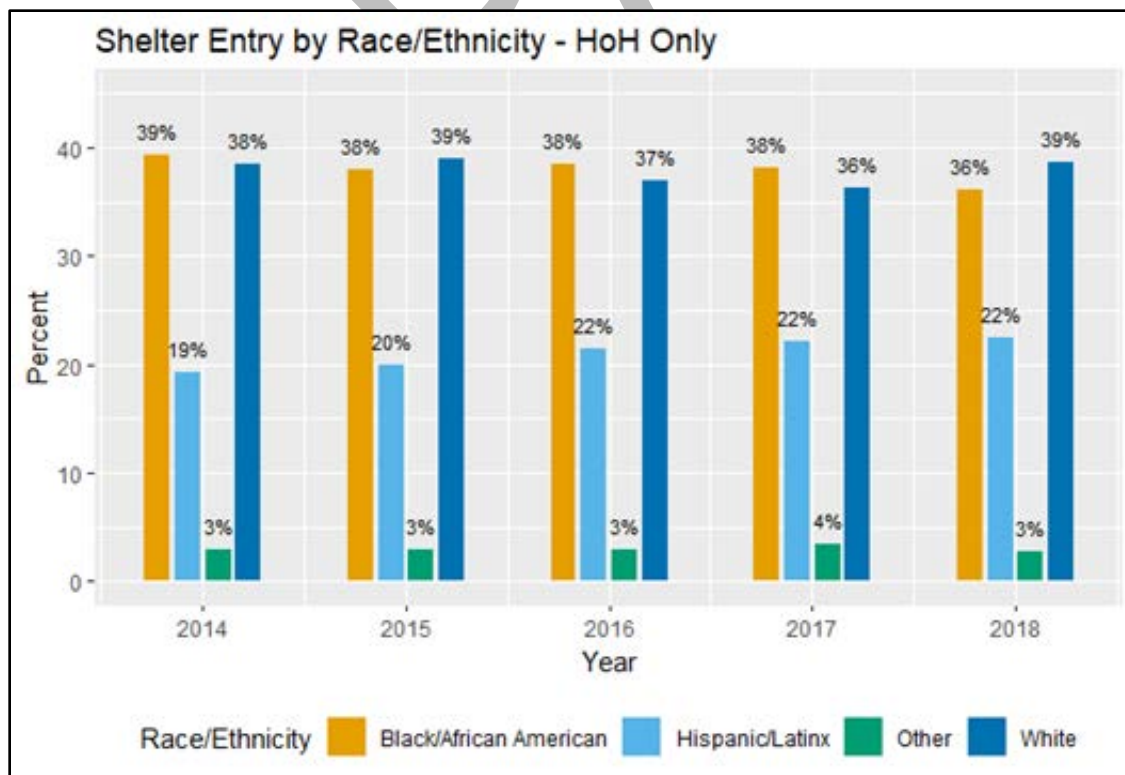
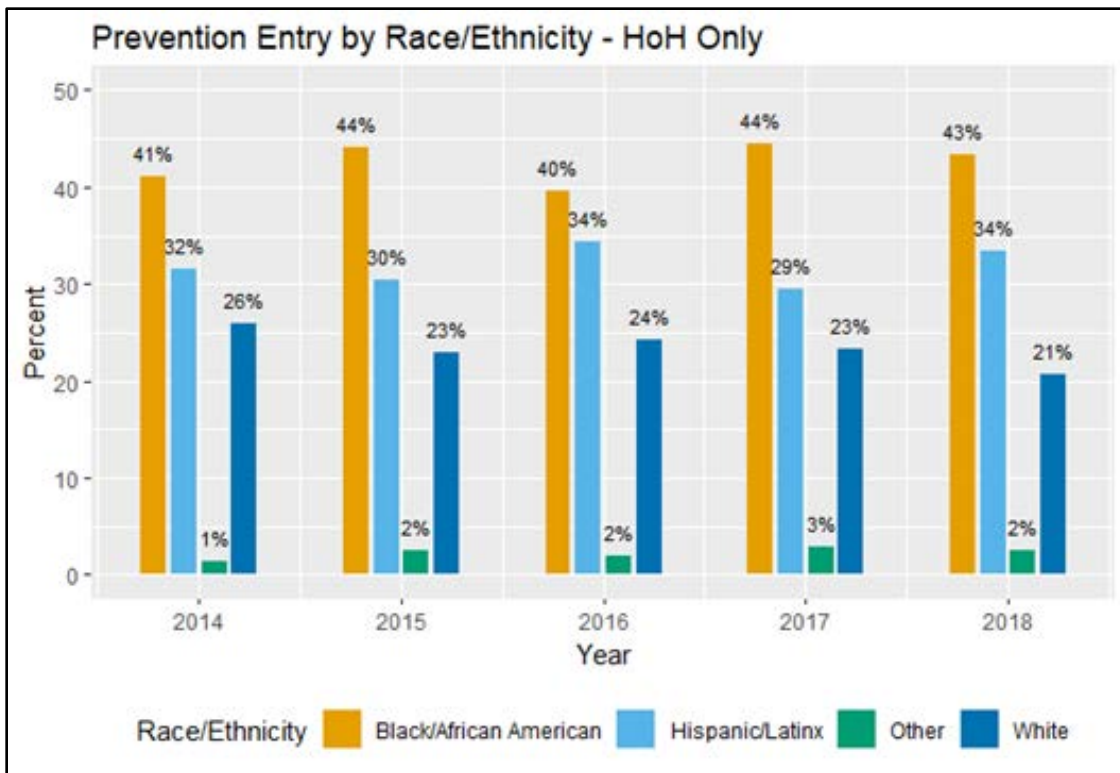
Describe the Nature and Extent of Homelessness by Racial and Ethnic Group

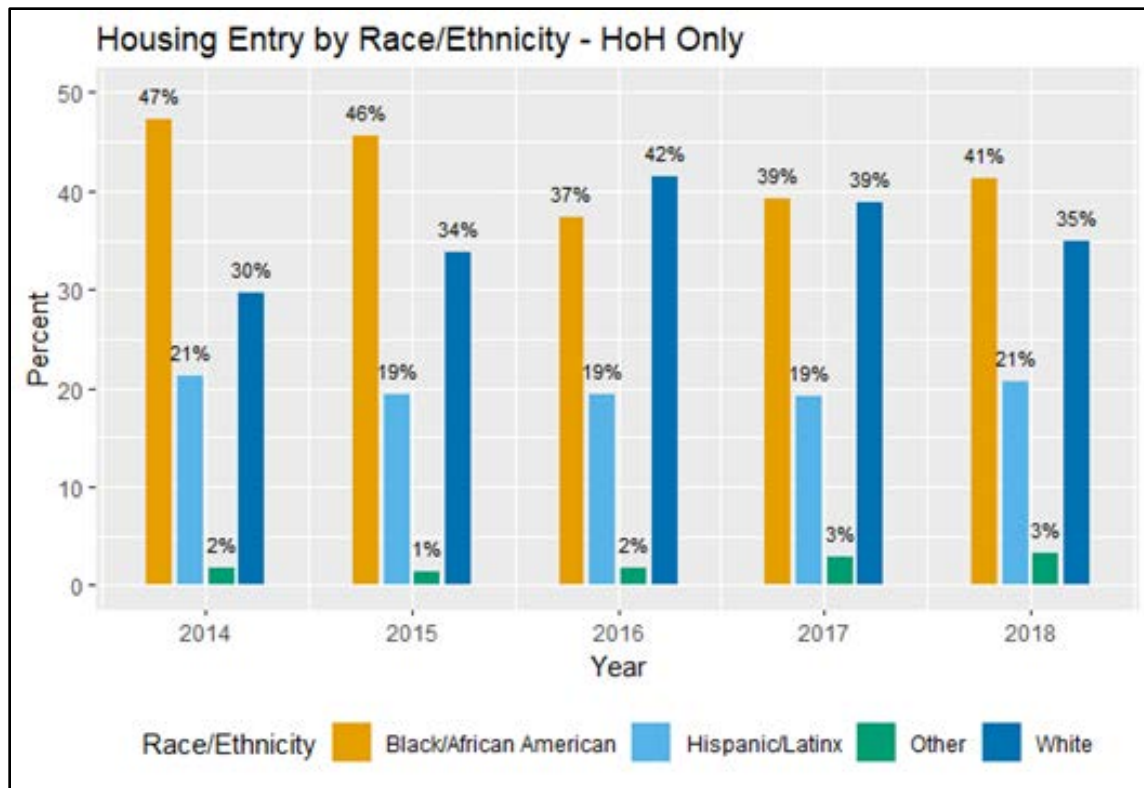
The following graphs summarize local data compiled by ECHO.

The bars in each category on the graphs below represent the percentage of the specific population each group represents. Black/African American residents account for 8% of Travis County's total population, but 37% of the population experiencing homelessness are Black/African American. This is a dramatic overrepresentation and a key challenge facing our homelessness response system and the Austin/Travis County community generally.



The following charts display program entry information for prevention, shelter, and housing programs. Apart from prevention programs, entry rates are roughly aligned with broad population percentage. Information is provided for head of household (HoH) members only. This data is from Austin/Travis County's Homeless Management Information System (HMIS). Data is current as of August 2018.





Describe the Nature and Extent of Unsheltered and Sheltered Homelessness.

The 2019 Annual Point In Time Count provided a snapshot of the Austin area homeless population, at a total of 2,255 homeless individuals. 52% (1,169) of these individuals were sheltered at the time of the count and 48% (1,086) were unsheltered. While there was a 5% overall increase in the unsheltered count this year, Austin saw an impressive 15% overall reduction in Veteran homelessness. Additionally, there was a 56% reduction in unsheltered homelessness among youth adults (18 -24). Austin also saw a significant rise in those who were unsheltered in Unincorporated Travis County. It should be noted that there are individuals without permanent housing who do not fall within traditional definitions of homelessness and who may not be included in the point-in-time count (for example, families who have lost their homes but are residing with friends or relatives). Therefore, the point-in-time number only provides an indication of the size of the homeless population and may not demonstrate the extent of a community's homelessness needs.

Discussion:

The City of Austin, in partnership with numerous governmental and nongovernmental agencies, committed significant resources towards moving forward using best practices that aid in ending chronic homelessness for individuals and families. The City Council advanced a strategy that was instrumental in creating 350 new units of Permanent Supportive Housing (PSH) from 2010-2014, including units funded by the City and tenant-based vouchers in market-rate units. In 2014, the City made a strong commitment to the Housing First model of PSH, with the goal of lowering barriers to house those most vulnerable by setting a new [400 PSH unit goal](#) with 200 being Housing First. In addition, the [Austin Strategic Housing Blueprint](#) calls for the City to support the production of 50 PSH units each year over a period of 10 years starting in 2017. With the \$250M Affordable Housing Bond passed by voters in 2018, dedicated revenue from a downtown development density bonus program, and the new Pay for Success initiative, there is expected to be continued movement towards housing the chronically homeless population in Austin. For more information about the City's PSH unit goal, visit <https://data.austintexas.gov/stories/s/5qbv-6e6u>.

DRAFT

NA-45 Non-Homeless Special Needs Assessment - 91.205 (b,d)

Introduction:

Due to lower incomes and the need for supportive services, special needs groups are more likely than the general population to encounter difficulties finding and paying for adequate housing, and often require enhanced community services. The groups discussed in this section include:

- The Elderly and Frail Elderly
- Persons with Physical Disabilities
- Persons with Developmental Disabilities
- Persons with Severe and Persistent Mental Illness (SMI)
- Persons with Substance Abuse Disorders
- Persons living with HIV/AIDS
- At-Risk Children and Youth
- Victims of Domestic Violence
- Persons Experiencing Homelessness and at Risk of Homelessness
- Housing Authority Residents

HOPWA

| Current HOPWA formula use: | |
|--------------------------------------------------|-------|
| Cumulative cases of AIDS reported | 6,514 |
| Area incidence of AIDS | |
| Number of new cases prior year (3 years of data) | 323 |
| Rate per population | |

| Current HIV surveillance data: | |
|--------------------------------------------|-------|
| Number of Persons living with HIV (PLWH) | 5,848 |
| Area Prevalence (PLWH per population) | |
| Number of PLWA (AIDS only) | 3,058 |
| Number of new HIV cases reported last year | 290 |

Table 29 – HOPWA Data

Data Source: CDC HIV Surveillance 2017 Edition, Volume 29

HIV Housing Need (HOPWA Grantees Only)

| Type of HOPWA Assistance | Estimates of Unmet Need |
|----------------------------------------|-------------------------|
| Tenant based rental assistance | 80 |
| Short-term Rent, Mortgage, and Utility | |
| Permanent Housing Placement | 120 |

Table 30 – HIV Housing Need

Data Source: HOPWA CAPER

Describe the characteristics of special needs populations in your community:

Most of the senior households not living in group settings in Austin own their own homes. The elderly often have needs relating to: Substandard Housing, Physical Disabilities, Income Constraints, Transportation and Obtaining Resources. The migration toward digital services is particularly challenging for elderly who may not have access to wireless services and/or do not understand how the processes work. An estimated 22,725 seniors have housing needs in the City (based on CHAS data); this is expected to increase to 25,180 during the five-year period covered by this Consolidated Plan.

Persons with physical disabilities experience difficulties locating accessible and affordable rental housing. Transportation is also a challenge, and connections to high-quality public transportation that provides access to basic needs and services are critical.

Persons with developmental disabilities experience a wide range of difficulties. A combination and sequence of special, interdisciplinary, or generic services, individualized supports, or other forms of assistance that are of lifelong or extended duration should be individually planned and coordinated.

Opportunities for employment can also be a challenge for persons with disabilities. In general, residents with disabilities between the ages of 18 and 64 are twice as likely to live in poverty as their 18 to 64-year-old neighbors without disabilities.

An estimated 58,255 residents in the City have a disability, with 40% having some type of housing need. By disability type, housing needs include:

| | No. of Residents | With Housing Needs | % with Housing Needs | 5 Year Needs Estimate |
|---------------------------------------------|------------------|--------------------|----------------------|-----------------------|
| Residents with hearing or vision impairment | 25,610 | 11,085 | 43% | 12,282 |
| Ambulatory limitation | 29,215 | 13,505 | 46% | 14,964 |
| Cognitive limitation | 23,980 | 12,070 | 50% | 13,374 |
| Self-care or independent living limitation | 21,995 | 10,075 | 46% | 11,163 |

According to the housing survey conducted for the 2019 AI, one in five households that include a member with a disability live in a home that does not meet the needs of the resident with a disability.

Mental health continues to be raised as a very pressing challenge within the community. There is an overwhelming lack of resources for people with mental illnesses, including a shortage of psychiatrists and facilities to serve the community needs.

Substance abuse disorders and mental health issues can often be intricately intertwined. Resources and treatment facilities are available; however, they need to be improved to meet demand. Preventative efforts such as successful tobacco cessation campaigns in the area indicate that more work needs to be done to reach youth. An estimated 46,500 residents in the City have substance abuse challenges.

Persons living with HIV/AIDS may have limited access to medical care and may be prone to homelessness due to income instability. By increasing access to supportive services, and temporary/emergency housing assistance, this vulnerable population can obtain a more stable living situation and reduce the risk of homelessness.

As the population of **persons under age 18** living below the poverty rate continues to rise, there is increasing awareness that efforts need to be coordinated to intervene in reducing childhood poverty. To reduce the likelihood of childhood obesity, poor nutrition and early onset diabetes, as well as limited educational and employment opportunities.

Victims of domestic violence require specialized housing, counseling and legal services. Given the hidden nature of domestic violence and the problems associated with self-reporting of such sensitive information, reliable statistics on the number of persons in violent domestic situations are not available. Data from the Centers for Disease Control is used to estimate the number of residents who have been affected by

Intimate Partner Violence, or IPV. This number totals 40,500, with about 6,900 having lifetime housing needs.

There are indicators in the community that point to high levels of need for **homelessness services**. As housing costs continue to rise, resources will need to be directed to ensure households that are precariously housed are able to avert homelessness through sustainable means.

Several programs promote pathways for **Housing Authority Residents** to achieve greater self-sufficiency. Service coordination and community partnerships help coordinate life skills training; adult basic education; workforce development/job training; job placement; financial literacy; housing counseling; parenting classes; health and wellness; childcare; and transportation.

What are the housing and supportive service needs of these populations and how are these needs determined?

Housing and supportive service needs of these vulnerable populations are evaluated through the short- and long-term planning process by analyzing program data over time and collecting community and service provider input. Trends are identified to anticipate future community needs that may evolve or arise. By developing a structure for effective coordination between staff and service providers, the capacity to address housing and supportive service needs has been enhanced, thereby increasing positive outcomes

A focus group comprised of stakeholders who work with special needs populations was held to support the identification of needs for this plan. According to these stakeholders, the greatest housing and supportive service needs of special populations include:

- Lack of tenant-based rental assistance and emergency assistance;
- Challenges finding communities of support;
- Systemic barriers associated with the intake process and licensing;
- Improved coordination among service providers;
- Better transportation; and
- Investments in central points of contact in rural areas that are increasingly providing affordable housing.

Discuss the size and characteristics of the population with HIV/AIDS and their families within the Eligible Metropolitan Statistical Area (MSA):

The MSA's rate of new HIV diagnoses, 13.7 per 100,000 residents in 2017, was 11% lower than the state average. Groups at the highest risk include MSM of color, youth aged 13-24, and MSM aged 25-34.

Discussion

NA-50 Non-Housing Community Development Needs – 91.215 (f)

Describe the jurisdiction's need for Public Facilities:

Many departments have identified the need for capital projects to address building reliability issues resulting from aging facilities and deferred maintenance, including component failures and major structural rehabilitation. In addition to facility rehabilitation and preventative maintenance needs, there are needs for many new or expanded City facilities. Austin's rapid population and economic growth increases the need for City services, as well as for the staff and facilities to provide them. The City has developed a Facilities Governance process to look at how new sites and facilities will need to be developed to address capacity issues, reduce overcrowding, improve operational logistics, improve space conditions, reduce reliance on leased space, reduce transportation-based carbon footprints, and address future growth and space needs.

How were these needs determined?

Public facilities are needed for various functions and service delivery models; therefore, the needs for public facilities across the City of Austin are identified by multiple departments. As with all infrastructure categories within the City, need is determined and guided generally by technical assessments of condition; acceptable levels of service; public input received through departments' planning efforts; cost-effective and coordinated capital project planning and project delivery; a balance of community priorities; the support of investments that reflect the [Imagine Austin](#) Comprehensive Plan and [Strategic Direction 2023](#) vision and related policy directives; the promotion of sustainability and a high quality of life; and, the alignment of need with financial policies. Different from other infrastructure categories that make up the [Capital Improvement Program](#) (CIP), the City of Austin has Information Technology Governance and Facilities Governance teams that provide an additional assessment beyond the department-level assessment of need for information technology and facilities.

The Long-range CIP Strategic Plan (LRCSP) was created to further align the City's CIP investments with the Imagine Austin Comprehensive Plan and related City priorities. The LRCSP encompasses a 10-year planning horizon and provides the basis for identifying both ongoing capital improvement needs and strategic opportunities for CIP investment over the long term. The framework of the LRCSP includes a Comprehensive Infrastructure Assessment and a Strategic Investment Analysis that both inform the overall capital program needs, which are captured in the plan's Rolling Needs Assessment. The Rolling Needs Assessment is updated every two years and can be found at the end of the LRCSP. View the Long-Range Capital Improvement Program (CIP) Strategic Plan here:

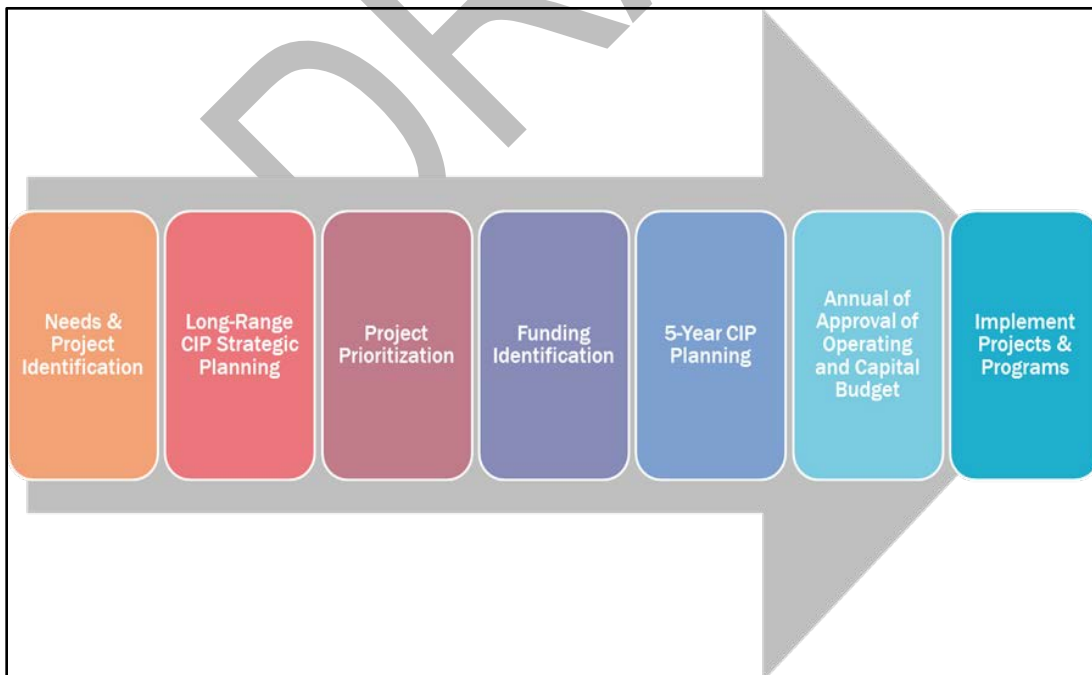
<https://austintexas.gov/cipstrategicplan>.

Describe the jurisdiction’s need for Public Improvements:

The City of Austin’s CIP needs exceed available resources. This is exemplified by the approximately \$5 billion public improvement needs that were identified as part of the most recent FY 2016-2017 Long Range CIP Strategic Plan Rolling Needs Assessment. Targeting those needs, \$925 million was placed on the ballot and approved by voters as part of a 2018 Bond Package, which included funding for investments in: affordable housing; libraries, museums and cultural arts facilities; parks and recreation; flood mitigation, open space, and water quality protection; health and human services; public safety; and transportation. \$65 million was approved by voters in 2013, and \$250 million was approved by voters in 2018, for affordable housing programs. Much of our current need within the CIP is for capital renewal of existing City facilities. Key drivers of CIP need in the City of Austin for public improvements are demographic changes, regional needs, information from the City’s Facilities Governance process, the Imagine Austin Comprehensive Plan, climate preparedness and sustainability, and information technology advances. Many departments’ ongoing capital programs will need significant funding installments over the next 10 years to maintain acceptable levels of service for the City’s basic infrastructure responsibilities. This funding would be used for rehabilitation of existing infrastructure, as well as expansion of infrastructure to meet growth demands.

How were these needs determined?

The need for public improvements was determined by data and public comments gathered during the most recent Long Range CIP Strategic Plan Rolling Needs Assessment. The CIP and Rolling Needs processes are illustrated below.





Rolling Needs Assessment

Describe the jurisdiction's need for Public Services:

In 2017 Austin Public Health (APH) implemented the second iteration of their [Community Health Assessment \(CHA\)](#) and the [Community Health Improvement Plan \(CHIP\)](#) process. APH partnered with many agencies to lead a comprehensive community health planning initiative. Core agencies included Travis County Health and Human Services, Capital Metro, Central Health, Integral Care, St. David's Foundation, Seton Healthcare Facility, the University of Texas at Austin Dell Medical School, and the University of Texas Health Science Center at Houston School of Public Health Austin Regional Campus. The process included conducting community meetings, key informational interviews, and focus groups to gather a picture of the community's health and what is required to effectively address identified issues.

Key Findings of this Study:

- The population of Austin/Travis County is ethnically and linguistically diverse, with wide variations in socioeconomic level, and is experiencing rapid growth, including demographic increases among the aging, Hispanic and Asian populations.
- The wide variations in demographic characteristics of Austin/Travis County result in geographic disparities across the region where residents lack access to services and resources. Community

members cite affordability and physical access to health care as some of the most significant barriers to care.

- Although median income in Travis County has increased overall, the poverty rate is 16%, and over half of the overall income is earned by 20% of households. Low income has been associated with increased health risk factors such as smoking, physical inactivity, and low participation in health screenings and health insurance.
- It is evident that Blacks/African Americans and Latinos/Hispanics experience disproportionately higher rates of several negative health outcomes.
- Participants identified mental health and stress as priority issues, including considerations of homelessness, poverty, and immigration status.
- The 3-5-year vision focuses on improving access to healthcare for community members; reducing chronic disease through physical activity; preventing teenage pregnancies through sexual and reproductive health education and addressing mental health and substance abuse disorders.

Austin Public Health utilizes ESG and HOPWA funds primarily to prevent homelessness and to provide shelter and rapid rehousing for individuals and families, as well as persons living with HIV/AIDS, currently experiencing homelessness. The need for these programs is identified in [Austin's Ten Year Plan to End Community Homelessness](#).

The plan identified critical needs for:

- Prevention programs to identify problems and intervene quickly to keep people in their homes
- Affordable permanent housing linked with support services and case management
- Additional substance abuse and mental health treatment resources
- Community education to redefine social stigmas about people who are homeless
- Affordable healthcare
- Legal assistance and tenant/landlord mediation
- Employment opportunities and workforce development programs to address insufficient income/wages that are specifically targeted at the homeless
- Better data to accurately reflect the number of homeless persons, and the needs of subpopulations of the homeless community
- An effective systemic approach to addressing the issues, led by a coordinating entity that welcomes all stakeholders to find lasting solutions
- Visible, committed leadership to champion the cause and mobilize policymakers, business leaders and others with resources that have heretofore remained untapped or underutilized

How were these needs determined?

One of the City's valued non-profit partners, The Coalition to End Community Homelessness (ECHO) sponsored a steering committee comprised of key community leaders and service providers who identified the most urgent needs and guided the planning process. Community forums were held to identify the vision and create community goals and strategies.

MA-05 Overview

Housing Market Analysis Overview:

The City of Austin’s new five year 2019-2024 Consolidated Plan was informed by a Housing Market Analysis conducted in 2019, an update to the City’s 2014 housing study, as well as a regional [Analysis of Impediments to Fair Housing Choice](#) (AI) conducted in 2018-19. This section discusses the primary findings from the those needs assessments and research. Where possible, pre-populated tables are updated with current data from that analysis.

Primary findings. The City of Austin has made notable progress in the past five years addressing many of the greatest unmet housing needs of residents. More than 4,300 affordable units have been created or preserved. Many of the new units created or preserved are targeted to residents with special needs, who face some of the greatest obstacles in finding housing.

The greatest challenge to addressing needs is filling the gap between what households can afford and where the private market prices housing. During the course of the past two Consolidated Plans, home values in Austin have increased by 51% and rental costs have increased by 34%. By comparison, incomes for Non-Hispanic White residents rose 28%; African Americans, 25%; Asians, 34%; and Hispanic residents, just 21%. As a result, residents are spending more of their household incomes on housing costs.

Ten years ago, an estimated 37,600 renters earned less than \$20,000 per year and could not find affordable rentals. As of the last Consolidated Plan, that shortage was estimated to have grown to approximately 48,000 rental units and to include residents earning up to \$25,000 per year. Current data place this gap at 36,400 rental units for households earning less than \$25,000 per year. The decline in the gap is largely due to a smaller number of low-income renters in the City. Renters earning less than \$25,000 dropped by 12,000, due in part to the stabilization of affordable units to serve the City’s lowest income renters, which has been accomplished through City investments.

MA-10 Number of Housing Units – 91.210(a)&(b)(2)

Introduction

The largest share of housing units in the City is single family detached homes at 46% of all housing units. This has remained relatively level since the last Consolidated Plan, despite increased development in the City, when the single family detached share was 47% of all housing units.

Approximately 39% of housing units are mid- to large-sized multifamily complexes--a small shift upward from 2000, when the share was 37%.

Overall, there has been little change to the composition of the housing stock.

All residential properties by number of units

| Property Type | Number | % |
|---------------------------------|----------------|----------------|
| 1-unit detached structure | 193,304 | 46.25% |
| 1-unit attached structure | 22,336 | 5.34% |
| 2-4 units | 31,446 | 7.52% |
| 5-19 units | 74,780 | 17.89% |
| 20 or more units | 89,670 | 21.46% |
| Mobile Home, boat, RV, van, etc | 6,403 | 1.53% |
| Total | 417,939 | 100.00% |

Table 31 – Residential Properties by Unit Number

Alternative Data Source: 2017 ACS 1-Year Estimates

Unit Size by Tenure

| | Owners | | Renters | |
|--------------------|---------|--------|---------|--------|
| | Number | % | Number | % |
| No bedroom | 1,088 | 0.64% | 13,902 | 6.71% |
| 1 bedroom | 4,632 | 2.74% | 77,849 | 37.57% |
| 2 bedrooms | 24,017 | 14.19% | 76,000 | 36.68% |
| 3 or more bedrooms | 139,554 | 82.43% | 39,467 | 19.05% |
| Total | 139,554 | 100% | 207,218 | 100% |

Table 32 – Unit Size by Tenure

Alternative Data Source: 2017 ACS 1-Year Estimates

Describe the number and targeting (income level/type of family served) of units assisted with federal, state, and local programs.

The City of Austin is working together with the Housing Authority of City of Austin, Housing Authority Travis County, and Texas Department of Housing and Community Affairs to realize community goals set forth in the Austin Strategic Housing Blueprint. This includes the creation or preservation of 60,000 income-restricted affordable housing units that are affordable to households at or below 80% median family income, over the next 10 years.

Provide an assessment of units expected to be lost from the affordable housing inventory for any reason, such as expiration of Section 8 contracts.

The affordability periods of approximately 5,000 income-restricted units funded or incentivized by the City of Austin will expire between 2019 and 2024. The City of Austin expects to complete a comprehensive database of all income-restricted affordable units in Austin, and their affordability periods, by the end of 2019.

Does the availability of housing units meet the needs of the population?

The availability of housing units in Austin does not meet the needs of low-income households. Many Austin renters have difficulty finding affordable rental units. The comprehensive dataset feeds an Affordable Housing Search Tool designed to help those looking for income-restricted units that best meet their needs. The search tool may eventually include real-time availability so that prospective tenants can find units as soon as they are available.

Rental needs. In 2007, a comparison of low-income renters to affordable rental units found a shortage of 38,000 affordable units. This increased to 40,000 units in 2012. Today, the gap totals 36,400 affordable rentals for Austin households earning less than \$25,000 per year.

The lower gap is due to a combination of lower income renters leaving the City and a stabilization of deeply subsidized rentals. The private market is providing fewer and fewer affordable rentals, requiring the public sector to do more to ensure that lower income households and core workers can remain in the City.

Homeowner needs. The prices of homes to buy in the City increased immediately after the Great Recession, yet overall homeownership affordability stayed strong due to falling interest rates. Since the last Consolidated Plan, interest rates have remained low, helping to soften increased prices of homes for sale. The main challenges are the lack of supply to accommodate the number of renters who would like to buy, and significant disparities in ownership for African American and Hispanic households. Since the last Consolidated Plan, the region has experienced substantial growth in buyers in the suburbs surrounding Austin, where minority ownership rates are relatively high.

Describe the need for specific types of housing:

The primary housing types needed in Austin are 1) permanently affordable, quality rentals for households earning less than \$25,000 per year, 2) affordable homeownership options for households earning less than \$50,000, 3) preservation and improvement of existing affordable rentals and homes in gentrifying neighborhoods, and 4) housing to serve the variety of housing needs and preferences of special needs populations, including a wide range of housing that accommodates the needs of persons with disabilities (e.g., homes accessible to hearing-impaired and homes that are wheelchair accessible).

Discussion

MA-15 Housing Market Analysis: Cost of Housing - 91.210(a)

Introduction

This section provides information on the cost of housing in Austin, including changes in housing costs since 2000.

Cost of Housing

| | Base Year: 2000 | Most Recent Year: 2017 | % Change |
|----------------------|-----------------|------------------------|----------|
| Median Home Value | 120,800 | 216,700 | 79% |
| Median Contract Rent | 633 | 950 | 50% |

Table 33 – Cost of Housing

Alternative Data Source: ACS 2012 Estimates

| Rent Paid | Number | % |
|-----------------|----------------|---------------|
| Less than \$500 | 8,127 | 4.00% |
| \$500-999 | 68,771 | 33.82% |
| \$1,000-1,499 | 82,000 | 40.32% |
| \$1,500-1,999 | 30,576 | 15.03% |
| \$2,000 or more | 13,895 | 6.83% |
| Total | 203,369 | 100.0% |

Table 34 - Rent Paid

Alternative Data Source: 2017 ACS 1-Year

Housing Affordability

| % Units affordable to Households earning | Renter | Owner |
|------------------------------------------|--------------|------------|
| 30% HAMFI | 450 | No Data |
| 50% HAMFI | 2,825 | 310 |
| 80% HAMFI | 5,035 | 330 |
| 100% HAMFI | No Data | 320 |
| Total | 8,310 | 960 |

Table 35 – Housing Affordability

Alternative Data Source: CHAS 2011-2015

Monthly Rent

| Monthly Rent (\$) | Efficiency (no bedroom) | 1 Bedroom | 2 Bedroom | 3 Bedroom | 4 Bedroom |
|-------------------|-------------------------|-----------|-----------|-----------|-----------|
| Fair Market Rent | 931 | 1,086 | 1,315 | 1,754 | 2,099 |
| High HOME Rent | 752 | 806 | 967 | 1,118 | 1,247 |
| Low HOME Rent | 860 | 1,023 | 1,251 | 1,481 | 1,633 |

Table 36 – Monthly Rent

Alternative Data Source: 2018 HUD FMR and HOME Rents

Is there sufficient housing for households at all income levels?

As discussed in MA-10, the City is lacking approximately 36,000 affordable rental subsidies for renters earning less than \$25,000 per year. These renters—who represent 23% of all renters in the City—are cost burdened because only 5% of the City’s rental units are affordable to them—which is a decline from 10% of units affordable to the City’s lowest income renters in 2012. In sum, the private sector is providing fewer affordable rentals and, as a result, more than 12,000 low-income renters have left the City.

How is affordability of housing likely to change considering changes to home values and/or rents?

It is unlikely that demand to live in Austin will decline anytime soon. The City’s strong employment base, recreational opportunities, and cultural and social amenities will continue to draw young, mobile residents.

For homeownership, increasing prices will further narrow the areas in the City where renters can afford to buy a starter home or where current owners can find homes to downsize. As affordable alternatives in Austin decline, surrounding communities will continue to see increased demand for affordable homeownership.

How do HOME rents / Fair Market Rent compare to Area Median Rent? How might this impact your strategy to produce or preserve affordable housing?

The FMR and HOME rents listed in the Monthly Rent table above are consistent with rents reported in the American Community Survey (ACS) and lower than market rents, which is typical, as HUD rent surveys lag behind market increases.

The discrepancy between FMR and market rents does not change the City's existing strategies to address the needs for affordable rentals. The current strategy and investments have made preservation of existing affordable rentals a priority. Current research funded by the City provides more information about the geographic areas in the City that are at risk of losing privately provided affordable units and informs preservation activities.

Discussion

DRAFT

MA-20 Housing Market Analysis: Condition of Housing – 91.210(a)

Introduction

This section provides information about the condition of housing units in Austin. It is important to note that secondary data on housing condition is limited; much of the data in the MA-20 tables are based on Census data that only report units in the most severe condition (e.g., lacking complete plumbing).

The City does not currently maintain an inventory of units that are, or are not, suitable for rehabilitation.

To supplement the Census data on condition of units, the City of Austin conducted a survey of residents about their housing needs, including the condition of their current housing units. According to that survey,

- 1) Of residents who say their homes are in poor condition, 80% are renters.
- 2) Overall, 16% of Austin residents report living in homes or apartments with condition challenges.
- 3) Just 6% of owners report condition challenges, where 21% of renter report condition challenges.
- 4) Condition challenges are the 7th most serious housing challenge for Austin residents. Residents ranked lack of affordable rentals, lack of affordable homes to buy, traffic and inadequate infrastructure, and crime and safety ahead of condition issues.

Definitions

Definition of Substandard and Standard Housing

Chapter 25-12 of the Austin City Code establishes the following regulations for "standard" and "substandard" housing:

1. All new multi-family and commercial buildings must meet the requirements of Article 1, Division 1 (International Building Code and local amendments); Article 4 (Electrical Code); Article 5 (Mechanical Code); Article 6 (Plumbing Code); Article 7 (Fire Code); and Article 12 (Energy Code).
2. All existing multi-family and commercial buildings must be maintained in accordance with the requirements of Article 1, Division 1 (International Building Code and local amendments); Article 4 (Electrical Code); Article 5 (Mechanical Code); Article 6 (Plumbing Code); Article 7 (Fire Code); Article 9 (Housing Code); Article 10 (Dangerous Buildings Code); and Article 12 (Energy Code).
3. All new one- and two-family dwellings must meet the requirements of Article 11 (Residential Code); Article 4 (Electrical Code); Article 6 (Plumbing Code); and Article 12 (Energy Code).
4. All existing one- and two-family dwellings must be maintained in accordance with the requirements of Article 11 (Residential Codes); Article 4 (Electrical Code); Article 6 (Plumbing Code); Article 9 (Housing Code); Article 10 (Dangerous Buildings Code); and Article 12 (Energy Code).

5. Any single-family, two-family or multi-family dwelling not maintained in accordance with Article 9 (Housing Code) and Article 10 (Dangerous Buildings Code) is a "substandard building" as defined in Chapter 10 of the 1994 Uniform Housing Code published by the International Conference of Building Officials and adopted by the Austin City Council.

6. Any single-family, two-family, multi-family or commercial building not maintained in accordance with Article 10 (Dangerous Buildings Code) is a "dangerous building" as defined in Chapter 3 of the 1994 Uniform Code for the Abatement of Dangerous Buildings published by the International Conference of Building Officials and adopted by the Austin City Council.

In addition, for properties receiving U.S. Department of Housing and Urban Development funds provided by the City of Austin, Neighborhood Housing and Community Development Department, the following clarifications for definition are provided:

Substandard Housing: Housing which does not meet the minimum standards contained in the City of Austin's Housing Code (i.e. does not provide shelter, endangers the health, safety or well-being of occupants). Jurisdictions may adopt more stringent local definitions of substandard housing.

Substandard Suitable for Rehabilitation: Substandard units which are structurally sound and for which the cost of rehabilitation is considered economically warranted.

Substandard Needs Replacement: Substandard units which are structurally unsound and for which the cost of rehabilitation is considered infeasible, such as instances where the majority of a unit has been damaged by fire.

Condition of Units

| Condition of Units | Owner-Occupied | | Renter-Occupied | |
|--------------------------------|----------------|---------|-----------------|---------|
| | Number | % | Number | % |
| With one selected Condition | 40,176 | 23.73% | 87,149 | 42.06% |
| With two selected Conditions | 828 | 0.49% | 9,716 | 4.69% |
| With three selected Conditions | 0 | 0.00% | 386 | 0.19% |
| With four selected Conditions | 0 | 0.00% | 44 | 0.02% |
| No selected Conditions | 128,287 | 75.78% | 109,923 | 53.05% |
| Total | 169,291 | 100.00% | 207,218 | 100.00% |

Table 37 - Condition of Units

Alternative Data Source: 2017 ACS 1-Year

Year Unit Built

| Year Unit Built | Owner-Occupied | | Renter-Occupied | |
|-----------------|----------------|---------|-----------------|---------|
| | Number | % | Number | % |
| 2000 or later | 46,396 | 27.41% | 63,336 | 30.56% |
| 1980-1999 | 57,990 | 34.25% | 79,025 | 38.14% |
| 1950-1979 | 54,012 | 31.90% | 55,850 | 26.95% |
| Before 1950 | 10,893 | 6.43% | 9,007 | 4.35% |
| Total | 169,291 | 100.00% | 207,218 | 100.00% |

Table 38 – Year Unit Built

Alternative Data Source: 2017 ACS 1-Year

Risk of Lead-Based Paint Hazard

| Risk of Lead-Based Paint Hazard | Owner-Occupied | | Renter-Occupied | |
|-----------------------------------------|----------------|--------|-----------------|--------|
| | Number | % | Number | % |
| Total Number of Units Built Before 1980 | 66,430 | 42.21% | 67,490 | 34.82% |

| | | | | |
|-------------------------------------------------------|-------|-------|--------|-------|
| Housing Units built before 1980 with children present | 9,179 | 5.83% | 10,760 | 5.55% |
|-------------------------------------------------------|-------|-------|--------|-------|

Table 39 – Risk of Lead-Based Paint

Data Source: 2006-2010 ACS (Total Units) 2006-2010 CHAS (Units with Children present)

Vacant Units

| | Suitable for Rehabilitation | Not Suitable for Rehabilitation | Total |
|--------------------------|-----------------------------|---------------------------------|-------|
| Vacant Units | 0 | 0 | 0 |
| Abandoned Vacant Units | 0 | 0 | 0 |
| REO Properties | 0 | 0 | 0 |
| Abandoned REO Properties | 0 | 0 | 0 |

Table 40 - Vacant Units

Data Source: 2005-2009 CHAS

Need for Owner and Rental Rehabilitation

Most of the City's aging owner-occupied and rental housing stock is located within central Austin. Smaller properties are more heavily concentrated in neighborhoods closer to downtown Austin. An effort is currently underway to map which properties are vulnerable to redevelopment and have low rents.

Estimated Number of Housing Units Occupied by Low or Moderate Income Families with LBP Hazards

According to the HUD table above, as many as 9,000 units that are owner-occupied with children and 10,800 units that are renter-occupied with children are believed to be at-risk of lead-based paint hazards. These comprise 6% of owner-occupied and 5.5% of renter-occupied housing stock in the City.

Discussion

DRAFT

MA-25 Public and Assisted Housing – 91.210(b)

Introduction

Created in 1937, the Housing Authority of the City of Austin (HACA) is a major provider of affordable housing for low-income families, persons with disabilities and seniors in the Austin area. HACA owns, operates and maintains more than 1,800 low-income subsidized housing units at 18 properties throughout Austin and administers more than 5,600 Housing Choice Vouchers for rental subsidy in the private rental market, providing housing to over 17,000 individuals each day.

The characteristics of residents assisted include:

Public Housing Authority (PHA) Units: 17% Non-Hispanic White; 33% African American; 48% Hispanic; 39% Families with Children; 33% persons with disabilities

Vouchers: 18% Non-Hispanic White; 54% African American; 27% Hispanic; 45% Families with Children; 29% persons with disabilities

Totals Number of Units

| Program Type | | | | | | | | |
|-------------------------------|-------------|-----------|----------------|----------|---------------|--------------|-------------------------------------|----------------------------|
| | Certificate | Mod-Rehab | Public Housing | Vouchers | | | | |
| | | | | Total | Project-based | Tenant-based | Special Purpose Voucher | |
| | | | | | | | Veterans Affairs Supportive Housing | Family Unification Program |
| | | | | | | | | Disabled* |
| # of units vouchers available | 0 | | 1,839 | 7,486 | | 4,947 | 490 | 84 |
| # of accessible units | | | 75 | | | | | |

Table 41 – Total Number of Units by Program Type

*includes Non-Elderly Disabled, Mainstream One-Year, Mainstream Five-year, and Nursing Home Transition

Data Source: Data from HACA

Describe the supply of low-income subsidized housing developments:

HACA was one of the first three public housing authorities created in the United States as a result of the Housing Act of 1937. HACA's Low-Income Subsidized Housing portfolio is comprised of 18 housing developments with 1,838 units serving more than 4,000 residents. These units were previously public housing developments prior to HACA's RAD (Rental Assistance Demonstration) Program, which converted the public housing to Project Based Rental Assistance housing. This will ensure that the housing stock will have future funding to continue to serve low-income families.

Describe the number and physical condition of low-income subsidized housing units in the jurisdiction, including those that are participating in an approved Public Housing Agency Plan:

Low-Income Subsidized Housing Condition (Project-Based Rental Assistance)

| Public Housing Development | Average Inspection Score |
|----------------------------------|--------------------------|
| Pathways at Booker T. Washington | 99b |
| Pathways at Bouldin Oaks | 93c |
| Pathways at Chalmers Courts | 91c |
| Pathways at Coronado Hills | 97b |
| Pathways at Gaston Place | 99b |
| Pathways at Georgian Manor | 99a |
| Pathways at Goodrich Place | 99b |
| Pathways at Lakeside | 90b |
| Pathways at Manchaca II | 99b |
| Pathways at Manchaca Village | 99b |
| Pathways at Meadowbrook | 91c |
| Pathways at North Loop | 99b |
| Pathways at Northgate | 97b |
| Pathways at Rosewood | 93b |
| Pathways at Salina | 93b |
| Pathways at Santa Rita | 95c |
| Pathways at Shadowbend | 99b |
| Pathways at Thurmond Heights | 95c |

Table 42 - Public Housing Condition

Describe the restoration and revitalization needs of public housing units in the jurisdiction:

The U.S. Department of Housing and Urban Development conducted physical inspections for each of HACA's public housing properties. Inspection scores are calculated utilizing Uniform Physical Condition Standards (UPCS) with a 100-point scale. HACA received high scores above 90%, indicating "high performer" status and, thus reducing the frequency of the HUD required property inspections to every three years. HACA anticipates undergoing the HUD inspections for the FY 2019, targeted for completion in summer 2019. The scores provided above are from the 2014-2016 inspections.

Describe the public housing agency's strategy for improving the living environment of low- and moderate-income families residing in public housing:

Through the Rental Assistance Demonstration (RAD) Program, HACA will complete a full conversion of all 18 properties out of the Public Housing program and into HUD's Project Based Rental Assistance (PBRA) Program, administered through HUD's Office of Multifamily Housing. This program continues to offer HUD subsidized housing to low-income families below 80% of the area median family income. This funding platform provides a more stable and predictable source of subsidy, having locked in the level of operating

funds, capital funds and energy improvement funds, and thus making them no longer subject to the fluctuations in the federal budgeting process. In addition, it allows HACA to find additional sources of financing to fund the improvements needed at each property. Housing assistance payments are locked in through 20-year contracts and mandatory 20-year renewal periods with HUD.

HACA began this conversion of properties through RAD in December 2016, wrapping up all conversions in 2019. HACA has leveraged this opportunity to make significant improvements at numerous properties, including complete redevelopment of Goodrich Place, and major rehabilitation work at Shadowbend, Manchaca Village, North Loop, Georgian Manor, Northgate and Gaston Place. The redevelopment and substantial rehabilitations were made feasible by layering the HUD subsidy with investment through the Low-Income Housing Tax Credit (LIHTC) program. Depending upon the needs identified at each property, improvements included new flooring, new appliances, the addition of washers / dryers, dishwashers and microwaves, new lighting, increased property security, playground covers and more. Each of these items has had a significant impact on improving the quality of life for residents.

Through the RAD conversion, HACA established a 20-year plan for replacement and improvements to ensure the ongoing physical health of the property. In addition, at conversion HACA placed funds into a “Reserve for Replacement” account to fund these 20-year plans. Each year, the property continues to add to that account while also using those funds to make repairs, improvements, and replacements as necessary. This process allows HACA to strategically plan and implement capital projects that will provide modern necessities for low-and moderate-income families.

Discussion:

In order to protect HUD and PHA investments and respond to the affordable rental housing demand, PHAs must address standard inventory improvements, modernize or replace obsolete units, and curtail the loss of stock from private sector partners choosing to opt-out of affordable housing programs. RAD is designed to preserve public and assisted housing by increasing access to private debt, equity capital and management techniques. Funding is used for the incremental cost of converting public and other assisted housing programs to an improved form of long-term, project-based Section 8 contracts called Project Based Rental Assistance (PBRA). The process helps to assure the physical and financial sustainability of properties, and enable owners to leverage private financing, address immediate and long-term capital needs, improve operations, and implement energy efficiency improvements.

To further meet the need for affordable housing, HACA’s subsidiary, Austin Affordable Housing Corporation (AAHC), operates more than 5,500 affordable multifamily units at 25 properties in Austin, which are not federally subsidized. Of the 5,500 units, 2,533 are in various stages of construction. AAHC is working on new partnerships that could potentially increase units by more than 1,500 in the next year.

MA-30 Homeless Facilities and Services – 91.210(c)

Introduction

The following chart is based on the 2018 Housing Inventory Chart (HIC) of beds as of the night of the Point in Time Count (PIT), January 26, 2019. Please see AP-65 for information on the Homelessness Strategy

Facilities and Housing Targeted to Homeless Households

| | Emergency Shelter Beds | | Transitional Housing Beds | Permanent Supportive Housing Beds | |
|-----------------------------------------|---------------------------------|------------------------------------|---------------------------|-----------------------------------|-------------------|
| | Year Round Beds (Current & New) | Voucher / Seasonal / Overflow Beds | Current & New | Current & New | Under Development |
| Households with Adult(s) and Child(ren) | 274 | 40 | 271 | 229 | 0 |
| Households with Only Adults | 530 | 124 | 60 | 806 | 55 |
| Chronically Homeless Households | 0 | 0 | 0 | 956 | 55 |
| Veterans | 42 | 0 | 32 | 590 | 0 |
| Unaccompanied Youth | 20 | 0 | 33 | 0 | 0 |

Table 43 - Facilities and Housing Targeted to Homeless Households

Data Source: 2018 HIC Report

Describe mainstream services, such as health, mental health, and employment services to the extent those services are use to complement services targeted to homeless persons

ECHO has a full-time staff person dedicated to coordinating local SSI/SSDI Outreach Assistance and Recovery (SOAR) activity, who works to increase the number of households with access to mainstream benefits. ECHO also coordinates an Employment and Income Workgroup that brings together with community members to work on strategies for increasing employment and income for those experiencing homelessness. In addition, as part of the Performance Scorecard for Continuum of Care funded agencies, projects are evaluated on multiple factors, including increasing the income of their participants.

ECHO augments support services by advocating for other local, state and federal monies. ECHO has joined with Seton Healthcare and the SAFE Alliance to create a navigation center/clinic, that opened in March 2019, to provide primary healthcare, behavioral healthcare, housing assistance, and human trafficking prevention for highly vulnerable individuals experiencing chronic homelessness with multiple co-occurring high service needs.

Homeless population service providers work closely with Integral Care, the local mental health authority, to ensure homeless persons get needed mental health services; this includes having Integral Care staff located at the Austin Resource Center for the Homeless (ARCH). Goodwill employment specialists are located across the City, and have co-located staff on site at the ARCH and The Salvation Army, in addition to partnering with PSH programs. Homeless Service Providers work closely with CommUnityCare Health Centers providing services at 23 locations across the City and Travis County. CommUnityCare provides outpatient primary healthcare, dental care, limited specialty care, behavioral health services, and care for income-qualified individuals throughout the community.

List and describe services and facilities that meet the needs of homeless persons, particularly chronically homeless individuals and families, families with children, veterans and their families, and unaccompanied youth. If the services and facilities are listed on screen SP-40 Institutional Delivery Structure or screen MA-35 Special Needs Facilities and Services, describe how these facilities and services specifically address the needs of these populations.

Emergency Shelter can be defined as "any facility with overnight sleeping accommodations, the primary purpose of which is to provide temporary shelter for the homeless in general or for specific populations of homeless persons. The length of stay can range from one night up to as much as three months According to the 2018 homeless housing inventory, there were 804 emergency shelter beds in Austin/Travis County.

HUD defines transitional housing as "a project that is designed to provide housing and appropriate support services to homeless persons to facilitate movement to independent living within 24 months."

The Austin community has a wide variety of Permanent Supportive Housing (PSH) units serving the needs of the homeless and chronically homeless communities. According to the Ending Community Homelessness Coalition (ECHO), the total PSH inventory in the City is 1,090 units. By April 2019, there were a total of 327 PSH units constructed or under development that are funded or incentivized by the City of Austin. There are also hundreds of additional PSH units that use tenant-based vouchers in market-rate units or were developed by other partners. Many of these PSH programs also include additional services that help to meet basic and critical needs, such as food and housing, as well as other services to assist the homeless population in becoming self-sufficient. Supportive services include assistance with health and substance abuse issues, employment, education, childcare, transportation, case management, and counseling in areas such as life skills and mental health. Outreach services including mortgage, rental and utilities assistance, counseling and advocacy, and legal assistance are also available. Many of these services are available to participants on the same site as their housing.

MA-35 Special Needs Facilities and Services – 91.210(d)

Introduction

The City of Austin continues to work with the Continuum of Care (CoC), Austin Public Health, Housing Authority of the City of Austin (HACA), Community Advancement Network (CAN), United Way and other community partners to identify gaps and needs for both special needs facilities and services.

HOPWA Assistance Baseline Table

| Type of HOPWA Assistance | Number of Units Designated or Available for People with HIV/AIDS and their families |
|--------------------------|-------------------------------------------------------------------------------------|
| TBRA | 50 |
| PH in facilities | 0 |
| STRMU | 80 |
| ST or TH facilities | 30 |
| PH placement | 25 |

Table 44– HOPWA Assistance Baseline

Data Source: HOPWA CAPER

Including the elderly, frail elderly, persons with disabilities (mental, physical, developmental), persons with alcohol or other drug addictions, persons with HIV/AIDS and their families, public housing residents and any other categories the jurisdiction may specify, and describe their supportive housing needs

Current and five-year estimates of the supportive housing needs for special populations--as well as all low- and moderate-income populations, consistent with HUD regulations--were estimated for this Consolidated Plan. These estimates are shown in the following table and are based on a combination of CHAS data, Census data, and national data on incidence rates. As the table demonstrates, the needs of households in the City are expected to continue to be large, particularly for extremely low-income renters, older residents, large families, and residents with disabilities.

Current and Five-Year Needs Projections

| | Current | | | Future |
|----------------------------------------------------------|------------------|--------------------|--------|-------------------------|
| | Total Households | With Housing Needs | % Need | Housing Need in 5 years |
| Extremely low-income families | 50,940 | 42,415 | 83% | 46,997 |
| low-income families | 40,815 | 35,000 | 86% | 38,781 |
| Moderate income families | 61,235 | 34,190 | 56% | 37,883 |
| Middle income families | 33,535 | 9,425 | 28% | 10,443 |
| Renters | 193,815 | 96,205 | 50% | 106,597 |
| Owners | 157,380 | 40,255 | 26% | 44,604 |
| Elderly Households (HH contains at least one person 62+) | 63,680 | 22,725 | 36% | 25,180 |
| Single person households | 129,896 | 15,616 | 12% | 17,303 |
| Large families | 25,715 | 15,035 | 58% | 16,659 |
| Limited English Proficiency (LEP) households | 25,616 | 4,175 | 16% | 4,626 |

| | | | | |
|--------------------------------------------------------------------------------------------------------|--------|--------|-----|--------|
| Residents with hearing or vision impairment | 25,610 | 11,085 | 43% | 12,282 |
| Residents with ambulatory limitation | 29,215 | 13,505 | 46% | 14,964 |
| Residents with cognitive limitation | 23,980 | 12,070 | 50% | 13,374 |
| Residents with self-care or independent living limitation | 21,995 | 10,075 | 46% | 11,163 |
| Victims of domestic violence (includes rape, physical violence and/or stalking by an intimate partner) | 40,508 | 6,188 | 15% | 6,857 |

Data source: 2013-2017 ACS, Centers for Disease Control Intimate Partner Violence Survey, HUD CHAS

Describe programs for ensuring that persons returning from mental and physical health institutions receive appropriate supportive housing

Austin Public Health works with Ending Community Homelessness Coalition (ECHO) and the Continuum of Care (CoC) leadership to develop strategies that align customized support services with PSH for the chronically homeless and persons with mental and physical disabilities.

The Ending Community Homelessness Coalition (ECHO) coordinates the Continuum of Care (CoC) funded projects and submits the annual application to HUD. ECHO works with the Reentry Roundtable, Travis County Criminal Justice, Central Health's Psychiatric Stakeholders, Integral Care leadership, and other community planning organizations. ECHO also convenes ongoing conversations addressing Discharge Planning from hospitals, treatment facilities, and jails to assist persons leaving mental/physical health facilities with locating support services and housing, and persons with mental/physical health challenges leaving other institutions to do the same. Central Health, the local healthcare taxing agency, has identified Permanent Supportive Housing as a top 10 strategy for improving mental health in Travis County.

Specify the activities that the jurisdiction plans to undertake during the next year to address the housing and supportive services needs identified in accordance with 91.215(e) with respect to persons who are not homeless but have other special needs. Link to one year goals. 91.315(e)

Please see SP-25 for information on projects the City of Austin plans to undertake to address the service needs of persons who are not homeless but have other special needs.

For entitlement/consortia grantees: Specify the activities that the jurisdiction plans to undertake during the next year to address the housing and supportive services needs identified in accordance with 91.215(e) with respect to persons who are not homeless but have other special needs. Link to one year goals. (91.220(2))

Please see SP-25 for information on activities the City of Austin plans to undertake during the next year to address the housing and supportive needs of community members.

DRAFT

MA-40 Barriers to Affordable Housing-91.210(e)

Negative Effects of Public Policies on Affordable Housing and Residential Investment

An analysis of barriers to the development of affordable housing and residential investment was conducted for the regional [Analysis of Impediments to Fair Housing Choice](#) (AI). This review was based on guidance from HUD's Fair Housing Planning Guide, Chapter 5, and focused on the types of regulations and policies in land development codes that are indicators of impediments. Building codes were reviewed to determine nationally recognized building codes that have been adopted, and the relationship of those codes to HUD-accepted codes (called "safe harbor" codes).

This review found the following potential barriers to affordable development in Austin:

1. In multifamily districts, the required site area is based on the number of bedrooms in each dwelling unit. This may limit the production of family-friendly dwelling units with 2 or more bedrooms.
2. Condominium residential is allowed in SF-5 and SF-6 but multifamily is not, prohibiting 3- and 4-unit buildings from these two zones. This building typology often addresses the "missing-middle" housing gap.
3. The code has no definition of manufactured, modular, or industrial housing. Clarification is needed in the code to establish where manufactured and modular homes are allowed.
4. The code could be more flexible in accommodating emerging uses that facilitate affordable living environments, such as tiny home communities. Nonetheless, the code is very progressive in its definitions of family: dwelling unit occupancy limits range from three to six unrelated adults based on housing type, zone district, and date that use is established or building permit is issued. Ten (10) unrelated adults are allowed if the majority of them are 60 years of age or older, self-sufficient, and live as a single, non-profit housekeeping unit.

Residents report that one of the most significant barriers is the requirement by landlords for renters to demonstrate they earn three times the rent in monthly income. Many landlords reportedly do not count unearned income, such as child support or federal disability payments, toward this threshold, creating barriers for renters who rely on such income (often single mothers and persons with disabilities) to assist with their rent.

The most critical barriers noted in the AI were related to state regulations that prohibit local solutions that have been shown to be effective in other high-cost communities, such as inclusionary zoning and Source of Income protections.

The City of Austin's [FY 2014-19 Consolidated Plan](#) included depletion of local funds for affordable housing as a potential barrier to addressing housing needs. At that time, the 2013 voter-approved \$65 million General Obligation Bond for Affordable Housing was near depletion and the City was searching for creative alternative sources of funding. Since that time, a new bond of \$250 million for affordable housing has been approved by voters.

MA-45 Non-Housing Community Development Assets – 91.215 (f)

Introduction

The City of Austin's rapid population growth is coupled with new employment growth as a result of entrepreneurial endeavors, business relocation, and existing business growth. Austin continues to experience low unemployment rates, far below the national average, but there is an imbalance in educational achievement among certain demographic populations. It is important to note shifts in our local economy, and to respond with ongoing strategic investment in educating the City's current and future workforce for the new high-paying, skilled jobs that are on the horizon in the City, particularly in the academic disciplines of science, technology, engineering, and mathematics (STEM). **Source:** United Way for Greater Austin, 2014:

<http://www.unitedwayaustin.org/02/2014/stem-programs-expanding/>

DRAFT

Economic Development Market Analysis

Business Activity

| Business by Sector | Number of Workers | Number of Jobs | Share of Workers % | Share of Jobs % | Jobs less workers % |
|-----------------------------------------------|-------------------|------------------|--------------------|-----------------|---------------------|
| Agriculture, Mining, Oil & Gas Extraction | 4,350 | 4,357 | 0.79% | 0.43% | -0.36% |
| Arts, Entertainment, Accommodations | 62,081 | 122,506 | 11.27% | 12.17% | 0.90% |
| Construction | 41,460 | 63,845 | 7.52% | 6.34% | -1.18% |
| Education and Health Care Services | 110,752 | 218,774 | 20.10% | 21.73% | 1.63% |
| Finance, Insurance, and Real Estate | 39,006 | 60,643 | 7.08% | 6.02% | -1.05% |
| Information | 19,041 | 29,721 | 3.46% | 2.95% | -0.50% |
| Manufacturing | 41,586 | 58,500 | 7.55% | 5.81% | -1.74% |
| Other Services | 26,993 | 34,979 | 4.90% | 3.47% | -1.42% |
| Professional, Scientific, Management Services | 98,703 | 179,612 | 17.91% | 17.84% | -0.07% |
| Public Administration | 29,054 | 53,214 | 5.27% | 5.29% | 0.01% |
| Retail Trade | 47,784 | 104,279 | 8.67% | 10.36% | 1.69% |
| Transportation and Warehousing | 20,923 | 25,364 | 3.80% | 2.52% | -1.28% |
| Wholesale Trade | 9,351 | 50,928 | 1.70% | 5.06% | 3.36% |
| Total | 551,084 | 1,006,722 | 100.00% | 100.00% | |

Table 45 - Business Activity

Data Source: 2017 ACS 1-Year and U.S. Census Bureau Quarterly Workforce Indicators (QWI), 4th Quarter 2017

Labor Force

| | |
|------------------------------------------------|---------|
| Total Population in the Civilian Labor Force | 571,294 |
| Civilian Employed Population 16 years and over | 551,084 |
| Unemployment Rate | 3.50% |
| Unemployment Rate for Ages 16-24 | 8.24% |
| Unemployment Rate for Ages 25-65 | 2.93% |

Table 46 - Labor Force

Data Source: 2017 ACS 1-Year

| Occupations by Sector | Number of People |
|--------------------------------------------------|------------------|
| Management, business and financial | 106,249 |
| Farming, fisheries and forestry occupations | 604 |
| Service | 82,618 |
| Sales and office | 117,425 |
| Construction, extraction, maintenance and repair | 30,776 |
| Production, transportation and material moving | 35,719 |

Table 47 – Occupations by Sector

Data Source: 2017 ACS 1-Year

Travel Time

| Travel Time | Number | Percentage |
|--------------------|---------|------------|
| < 30 Minutes | 314,077 | 66.80% |
| 30-59 Minutes | 131,637 | 28.00% |
| 60 or More Minutes | 24,460 | 5.20% |
| Total | 470,174 | 100% |

Table 48 - Travel Time

Data Source: 2006-2010 ACS

Education:

Educational Attainment by Employment Status (Population 16 and Older)

| Educational Attainment | In Labor Force | | Not in Labor Force |
|---------------------------------------------|-------------------|------------|--------------------|
| | Civilian Employed | Unemployed | |
| Less than high school graduate | 36,849 | 2,564 | 12,986 |
| High school graduate (includes equivalency) | 71,865 | 2,944 | 22,364 |
| Some college or Associate's degree | 105,197 | 2,851 | 16,727 |
| Bachelor's degree or higher | 254,793 | 5,900 | 34,933 |

Table 49 - Educational Attainment by Employment Status

Data Source: 2017 ACS 1-Year

Educational Attainment by Age

| | Age | | | | |
|-------------------------------------------|-------------|-------------|-------------|-------------|-----------|
| | 18–24 years | 25–34 years | 35–44 years | 45–65 years | 65+ years |
| Less than 9th grade | 36,849 | 2,564 | 12,986 | 14,165 | 7,308 |
| 9th to 12th grade, no diploma | 71,865 | 2,944 | 22,364 | 9,839 | 4,683 |
| High school graduate, GED, or alternative | 105,197 | 2,851 | 16,727 | 32,998 | 14,629 |
| Some college, no degree | 254,793 | 5,900 | 34,933 | 36,215 | 13,733 |
| Associate's degree | 2,731 | 10,378 | 7,157 | 11,322 | 3,527 |
| Bachelor's degree | 14,692 | 75,110 | 44,873 | 54,370 | 17,360 |
| Graduate or professional degree | 1,191 | 30,741 | 28,280 | 38,442 | 15,548 |

Table 50 - Educational Attainment by Age

Data Source: 2017 ACS 5-Year

Educational Attainment – Median Earnings in the Past 12 Months

| Educational Attainment | Median Earnings in the Past 12 Months |
|---------------------------------------------|---------------------------------------|
| Less than high school graduate | 23,870 |
| High school graduate (includes equivalency) | 30,030 |
| Some college or Associate's degree | 36,997 |
| Bachelor's degree | 54,303 |
| Graduate or professional degree | 72,070 |

Table 51 – Median Earnings in the Past 12 Months

Data Source: 2017 ACS 5-Year

Based on the Business Activity table above, what are the major employment sectors within your jurisdiction?

Based on the Business Activity table above, the major employment sectors in Austin are: Education and Health Care Services; Arts, Entertainment, Accommodations; Professional, Scientific, Management Services; and Retail Trade.

Describe the workforce and infrastructure needs of the business community:

The business community continues to experience workforce and infrastructure needs in economic development; transportation; education, workforce and talent development; energy; water; and healthcare. Workforce needs in the science and technology sector are poised to continue as growth in the healthcare sector is spurred by the development of the University of Texas at Austin Dell Medical School and growing biotech sector. (Austin Chamber of Commerce).

The most critical ongoing infrastructure need of Austin's business community is to improve the transportation infrastructure. Traffic congestion is frequently cited among the top concerns within the business community, and congestion is expected to increase as Austin's population grows. Planning for and providing alternative modes of transportation, including sidewalks, bike lanes, increased bus service, and mass transit is part of the City's strategy to help residents commute from their homes to educational opportunities and job centers.

Describe any major changes that may have an economic impact, such as planned local or regional public or private sector investments or initiatives that have affected or may affect job and business growth opportunities during the planning period. Describe any needs for workforce development, business support or infrastructure these changes may create.

The Capital Area is home to many emerging industry clusters, including renewable energy and clean technology, and forecasts indicate that the Capital Area could gain more than 12,000 jobs in “green” industries between 2010 and 2015. The Pecan Street Project, for example, is a public-private partnership which includes Austin Energy, City of Austin, Environmental Defense Fund, Austin Chamber of Commerce, and the Austin Technology Incubator at The University of Texas at Austin that is establishing Austin as “America’s clean energy laboratory.” The partnership has attracted participation from Dell, GE Energy, IBM, Intel, and many others to work collectively on the challenges of transitioning to a clean energy economy, including smart grid deployment, utility business models, commercialization of university research, and more. Source: CAPCOG Capital Area CEDS 2010-15

[http://data.capcog.org/Information Clearinghouse/presentations/caedd/2010-05-27 Capital Area CEDS 2010-2015.pdf](http://data.capcog.org/Information%20Clearinghouse/presentations/caedd/2010-05-27%20Capital%20Area%20CEDS%202010-2015.pdf)

Capital Area Council of Government’s (CAPCOG) [Comprehensive Economic Development Strategy](#) (CEDS) for the Capital Area Economic Development District focuses on four goals –workforce development, entrepreneurship, economic competitiveness, and clean energy to strengthen knowledge-based industries. The transition to technology services—system design, software as a service, and custom programming—has already found solid footing in the Capital Area and will help the region retain its competitive advantage.

How do the skills and education of the current workforce correspond to employment opportunities in the jurisdiction?

A comparison of job requirements and education attainment in the region demonstrates continued misalignment across various skill levels. A significant portion of jobs, over 42%, require a high school diploma or less, while only 19% of adults over 25 years of age in the region align with a high school diploma and another 10% with less than a high school diploma. The corresponding poverty rates for high school graduate (or equivalency) attainment, and less than a high school diploma, are 12% and 25% respectively, despite the number of available jobs.

In the middle skill space, which includes jobs that require more than a high school diploma but less than a bachelor’s degree, there is a continued opportunity to better align the skills of residents with the needs of employers. In 2016, over 31% of jobs were middle skill jobs. This compares with only 6% of residents with an associate degree; however, another 21% of the population over 25 years of age has attended some college without earning a degree, presenting a compelling opportunity for alignment towards jobs with improved likelihood of a providing living wage. Poverty rates among those with some college or an associate degree were 7.7%.

For jobs that require a bachelor’s degree or greater, almost a full 43% of workers 25 and older meet that requirement, while only 26% of jobs aligned with this description. This equates to a difference of over 300,000 individuals, and yet many employers report difficulty in filling some of these positions locally, indicating misalignment in the specific types of degrees desired by the local market.

Source: [BLS 2016, ACS 2017 5-year estimates, Austin-Round Rock MSA](#).

Describe any current workforce training initiatives, including those supported by Workforce Investment Boards, community colleges and other organizations. Describe how these efforts will support the jurisdiction's Consolidated Plan.

Workforce Solutions Capital Area Workforce Board (WFS Capital Area) is the leadership and governing body for the regional workforce system, responsible for the planning, oversight, and evaluation of workforce development activities in the Austin/Travis County area. Workforce solutions currently has several ongoing initiatives, including the Accelerating Connection to Employment program, the Healthcare Workforce Alliance of Central Texas, the Workforce and Education Readiness Continuum, WorkReadyAustin, and the Youth Employment Partnership.

In 2018, WFS Capital Area, the City of Austin, Travis County, Austin Community College and the Greater Austin Chamber of Commerce all endorsed or adopted the Austin Area Master Community Workforce Plan (Workforce Master Plan). By 2021, the Austin Metro Area is projected to have more than 60,000 job openings that require more than a high school diploma, but less than a bachelor's degree. The first priority of the Austin Metro Area Master Community Workforce Plan is to improve economically disadvantaged residents' access to these middle-skill jobs. The goal of the plan is to make living in Austin more affordable by improving economically disadvantaged residents' access to better economic opportunities, with an objective to help 10,000 residents living at or below 200% of poverty to secure middle-skill jobs by 2021. The implementation of strategies employs a sector-based approach, beginning with three of the Austin Metro Area's key economic drivers: Healthcare, Information Technology, and Skilled Trades/Manufacturing. At the same time, the systems change described in the Master Plan will not be exclusive to these three industries, and alignment of the workforce system overall will benefit all participating employers and residents.

The Healthcare Workforce Alliance of Central Texas (the Alliance) is an industry-led and community-sponsored group that exists to collectively address the workforce needs of the healthcare industry in the Greater Austin community. Alliance members work together to expand the higher education pipeline for healthcare career training; support middle and high school initiatives/activities that provide healthcare career awareness to students; broker relationships with other community partners/government agencies who support workforce development; and maintain a centralized clinical placement website.

Workforce Solutions Capital Area is a part of a multi-state grant-funded consortium participating in the Accelerating Connection to Employment (ACE) program. ACE is designed to help low-income, lower-skill job seekers efficiently earn the skills and credentials needed to compete in high demand industries in their regions. ACE participants are eligible to receive a number of education and training services including basic skills, work ready skills, occupational skills, job readiness training, and job placement support. There are two career tracks available through ACE in Austin: Certified Nursing Aide, and Acute Care Skills and Administrative Assistant. WFS Capital Area is partnering with Austin Community College to offer ACE workforce training and education.

The Workforce and Education Readiness Continuum (WERC) is a City-funded network of 10 community partners linked to help prepare Austin-area residents to enter or reenter today's competitive job market. Designed to seamlessly provide services ranging from GED, ESL, job-readiness instruction, and occupational training, WERC connects 38 provider locations for workforce and education services. As clients progress along the continuum, they are equipped with the tools and support they need to achieve self-sufficiency. WERC participants are eligible to receive a number of education and training services including English as a Second Language (ESL) training, adult basic education, GED preparation, financial and computer literacy, job readiness, training and employment. Austin/Travis County residents at or below 200% of federal poverty income guidelines are eligible to participate in the WERC program. Source: <http://www.wfscapitalarea.com/AboutUs/SpecialInitiatives>

Does your jurisdiction participate in a Comprehensive Economic Development Strategy (CEDS)?

Yes

If so, what economic development initiatives are you undertaking that may be coordinated with the Consolidated Plan? If not, describe other local/regional plans or initiatives that impact economic growth.

Yes, the City of Austin participates in the Capital Area Council of Government's (CAPCOG) [Comprehensive Economic Development Strategy](#) (CEDS) for the Capital Area Economic Development District. The Capital Area consists of ten counties in central Texas, including the Austin-Round Rock-San Marcos Metropolitan Statistical Area (MSA). The Austin Metropolitan Region is a collection of cities, suburbs, and rural areas that are becoming increasingly interdependent economically; Census data show 77% of workers in this region cross a county line to get to their jobs.

The CEDS has four goals: develop a globally competitive workforce that encourages businesses to start, locate, and expand in the Capital Area; make the Capital Area the most entrepreneur-friendly region in the U.S.; enhance the Capital Area's economic competitiveness; and make the Capital Area a leader in the clean energy economy. Programs CAPCOG is currently undertaking include providing venues for peer-to-peer learning about economic development for cities and counties, including Economic Development 101 workshops for elected officials; publishing reports for school districts that identify high-growth, high-wage job opportunities, and relevant career and technical education that should be offered in the Capital Area; publishing a "how-to guide" with Pecan Street Project that can help communities pursue their own grid projects that result in economic development opportunities; and assisting communities with funding applications to the Economic Development Administration. Source: [CAPCOG CEDS 2010-15](#)

Discussion

Demand for talent is expected to continue to grow over the next five years amidst a tight labor market, demonstrated by today's low unemployment totals. The Austin area is projected to generate 121,000 new

jobs by 2021, while 132,000 replacement jobs are expected to require filling over the same time span. Source: JobsEQ; Austin Area Master Community Workforce Plan
<http://www.wfscapitalarea.com/MasterCommunityWorkforcePlan>

This projected employment demand represents a significant opportunity for area residents. Ensuring that the benefits of employment opportunities extend to the region's disadvantaged residents and those in poverty will require planning and investment to provide the training and assistance needed to align skills with the needs of the market, and provide pathways to employment. Over 60,000 of these jobs are projected to be middle skill jobs, those that require more than a high school diploma, but less than a four-year degree. Source: JobsEQ; [Austin Area Master Community Workforce Plan](#)

Attainment of middle skill jobs represents a path to prosperity for many workers to increase their employment and income. Meeting the projected needs of employers will support the economic growth of the region, reduce the need for employers to seek talent from outside the region, and potentially stem further pressure on housing availability and affordability.

DRAFT

MA-50 Needs and Market Analysis Discussion

Are there areas where households with multiple housing problems are concentrated? (include a definition of "concentration")

For the purposes of this section, neighborhood concentration is based on two definitions commonly used by HUD: 1) a concentration exists when a particular resident group represents 20 percentage points more than their representative proportion for the City overall (2x disproportionate need); and 2) an area that is racially, ethnically and high poverty concentrated. For this measure, racial and ethnic concentrations are more than 50% of a neighborhood population, and high poverty exists when it is 40% and greater. Housing problem concentration is measured by cost burden.

The [2019 Regional AI](#) shows concentration of residents by race and ethnicity, and people of color overall, national origin, Limited English Proficiency (LEP) status, disability, poverty, and cost burden. Neighborhoods where cost burden is concentrated are located within the broad area known as the Eastern Crescent. Of these cost-burdened areas, about half are also areas of concentrated poverty, and contain racial and ethnic concentrations; most are areas of high poverty.

Are there any areas in the jurisdiction where racial or ethnic minorities or low-income families are concentrated? (include a definition of "concentration")

Please refer to the definition of concentration above. Low-income families live in North Austin and Southeast Austin. All but one racially and ethnically concentrated area of poverty (R/ECAP) is located in Southeast Austin, yet there are many neighborhoods that are on the “edge” of being a R/ECAP. These areas have racial and ethnic concentrations and poverty rates that are 80% of the R/ECAP threshold (32% poverty; the threshold is 40%). The threshold neighborhoods are not concentrated with persons with disabilities; however, they are the same neighborhoods with the highest concentrations of foreign-born, LEP, and, to a lesser extent, Hispanic residents.

What are the characteristics of the market in these areas/neighborhoods?

The concentrated areas were historically the only areas in the City where African Americans were allowed to live due to racial zoning. Until recently, these were also some of the most affordable areas in the City. However, as demand for living in and near downtown Austin has increased, housing costs have also risen considerably, and the neighborhoods closest to downtown experienced dramatic change. In the urban core, old homes have been razed and replaced with luxury condos and aging commercial properties are now high-end restaurants and bars. The neighborhoods that remain affordable are further outside of the downtown core and lack the direct transit routes that central neighborhoods provide. These areas also have some of the oldest infrastructure, including recreation facilities, in the City.

The City's [FY 2014-19 Consolidated Plan](#) posited that, due to gentrification and rising costs of housing, residents in the core neighborhoods would need to seek more affordable housing elsewhere, in less expensive suburbs outside of the City. Residents of low-and moderate-income and people of color have migrated into unincorporated Travis County in the southeast and Round Rock and Pflugerville in the northeast. A visual representation of migration trends are included in the appendices of the City's 2019 Housing Market Analysis.

Are there any community assets in these areas/neighborhoods?

The greatest community asset in the R/ECAP areas is the culture and network of support among residents. Historic churches, local businesses, and neighborhood schools have typically anchored these communities. Close proximity to employment centers--in downtown Austin, north Austin, and in the northern suburbs--as well as access to the airport, and the natural environment are also community benefits. These areas are more in need of preservation than intervention to spur redevelopment.

Are there other strategic opportunities in any of these areas?

The most critical needs in the concentrated areas where strategies should be focused include: 1) expanding access to healthy food choices; 2) access to recreation; 3) expanded mental health choices; 4) improvements in school quality; and 5) expanded and affordable public transportation options. The asset mapping completed for the regional AI revealed that East Austin is experiencing the largest disparities in economic opportunity in these five areas.

Strategic Plan

SP-05 Overview

Strategic Plan Overview

Austin's strategic plan is based on the City's assessment of community needs as identified in this Consolidated Plan, in related plans and evaluated policy documents. Successful implementation depends upon the City's ability to leverage funds identified in the Consolidated Plan, or to combine funding sources to meet the identified needs.

To the greatest extent possible, targeted funds will be utilized for their intended purpose, while discretionary resources will be used to address other needs. For instance, while the development of affordable housing is a critical issue for Austin, not all Consolidated Plan funds will be used for the creation or preservation of affordable housing.

DRAFT

SP-10 Geographic Priorities – 91.215 (a)(1)

Geographic Area

| | | |
|---|-------------------------------------------------------------------------------------------------------------------------------|-------------------------------|
| 1 | Area Name: | Throughout the City of Austin |
| | Area Type: | Citywide |
| | Other Target Area Description: | Citywide |
| | HUD Approval Date: | |
| | Percent of Low/ Mod: | |
| | Revital Type: | |
| | Other Revital Description: | |
| | Identify the neighborhood boundaries for this target area. | N/A |
| | Include specific housing and commercial characteristics of this target area. | N/A |
| | How did your consultation and community member participation process help you to identify this neighborhood as a target area? | N/A |
| | Identify the needs in this target area. | N/A |
| | What are the opportunities for improvement in this target area? | N/A |
| | Are there barriers to improvement in this target area? | N/A |

Table 52 - Geographic Priority Areas

General Allocation Priorities

Describe the basis for allocating investments geographically within the jurisdiction (or within the EMSA for HOPWA)

The City of Austin encourages production and preservation of affordable housing throughout the City to maximize choice for low-income residents. NHCD promotes the development of project locations that afford low-income residents the greatest access to opportunities such as jobs, quality education, parks and open space, and services.

NHCD encourages housing developments that support focused community development investments designed to improve the quality of life in low-income communities, and developments in locations where revitalization trends are leading to the displacement of low-income residents. The goal is to enable residents to stay in their neighborhoods. Access to transit is also an urgent priority, as transportation costs are second only to housing costs for a majority of low-income households, and many low-income households do not own a car.

SP-25 Priority Needs - 91.215(a)(2)

Priority Needs

| | | |
|---|-----------------------------|-----------------------------------------------------------------------------------------------------------------------------------------------------------------------------------------------------------------------------------------------------------------------------------------------------------------------------------------------|
| 1 | Priority Need Name | Homeless Assistance |
| | Priority Level | High |
| | Population | Extremely Low-Income Low-income Chronic Homelessness Individuals Mentally Ill Chronic Substance Abuse Veterans Victims of Domestic Violence Unaccompanied Youth Persons with HIV/AIDS Other |
| | Geographic Areas Affected | Citywide |
| | Associated Goals | Homeless Assistance |
| | Description | Homeless Assistance provides services to the City's most vulnerable populations, including persons experiencing homelessness, persons living with HIV/AIDS, victims of domestic violence, persons experiencing mental illness, unaccompanied youth, persons with chronic substance abuse, and veterans |
| | Basis for Relative Priority | Persons experiencing homelessness are Austin's most vulnerable populations and therefore are a high priority for the Consolidated Plan. This decision was made based on feedback from the public engagement process, including stakeholder meetings comprised of homeless needs providers, public hearings, and the Consolidated Plan survey. |
| | | |
| 2 | Priority Need Name | Special Needs Assistance |
| | Priority Level | High |
| | Population | Extremely Low-Income Low-income Elderly Individuals Families with Children Frail Elderly Youth Other |
| | Geographic Areas Affected | Citywide |

| | | |
|---|-----------------------------|---------------------------------------------------------------------------------------------------------------------------------------------------------------------------------------------------------------------------------------------------------------------------------------------------------------------------------------------------------------------------------------------------------------------------------------------------------|
| | Associated Goals | Special Needs Assistance |
| | Description | Special Needs activities will assist low- to moderate-income Austinites by providing mental health services for at-risk youth, childcare services, and services to seniors. |
| | Basis for Relative Priority | Persons experiencing homelessness or with special needs are Austin's most vulnerable populations and therefore are a high priority for the Consolidated Plan. This decision was made based on feedback from the public process, including stakeholder meetings comprised of homeless and special needs providers, public hearings, and a Consolidated Plan survey. |
| 3 | Priority Need Name | Renter Assistance |
| | Priority Level | High |
| | Population | Extremely Low-Income Low-income Families with Children Victims of Domestic Violence Unaccompanied Youth Persons with Mental Disabilities Persons with Physical Disabilities Other |
| | Geographic Areas Affected | Citywide |
| | Associated Goals | Renter Assistance |
| | Description | Renter Assistance activities will provide assistance that can make rent more affordable, tenants' rights services, and financial assistance for necessary rehabilitation to make homes accessible. |
| | Basis for Relative Priority | The City of Austin's update of the 2019 Comprehensive Housing Market Analysis, which was underway during the development of this Consolidated Plan, identifies the high need for affordable rental housing in Austin. This analysis was echoed in every aspect of the public input process from service providers, government partners, policy makers, and community members. Therefore, renter assistance is a high priority in the Consolidated Plan. |
| 4 | Priority Need Name | Homebuyer Assistance |
| | Priority Level | High |
| | Population | Low-income Moderate-income |
| | Geographic Areas Affected | Citywide |

| | | |
|---|-----------------------------|-----------------------------------------------------------------------------------------------------------------------------------------------------------------------------------------------------------------------------------------------------------------------------------------------------------------------------------------------------------------|
| | Associated Goals | Homebuyer Assistance |
| | Description | Homebuyer Assistance provides counseling to renters wishing to become homebuyers and to existing homebuyers to help them stay in their homes. This category includes the Down Payment Assistance Program, which offers loans to qualifying low- and moderate-income homebuyers to help them buy their first home. |
| | Basis for Relative Priority | The City identified assistance to homebuyers as a high priority in the Consolidated Plan. The 2019 Housing Market Analysis illustrates the difficulty for low- to moderate-income households to transition from renting to buying a home with the rising real estate market in Austin. |
| 5 | Priority Need Name | Homeowner Assistance |
| | Priority Level | High |
| | Population | Extremely Low-income Low-income Moderate-income Families with Children Elderly Persons with Mental Disabilities Persons with Physical Disabilities Persons with Developmental Disabilities |
| | Geographic Areas Affected | Citywide |
| | Associated Goals | Homeowner Assistance |
| | Description | Homeowner Assistance provides services for low- and moderate-income individuals who own their homes, but need assistance to make them safe, functional, and/or accessible. |
| | Basis for Relative Priority | Preserving the safety and livability of the housing of low-income homeowners, allowing owners to stay in their homes, improving the City's aging housing stock, and repairing the lives of existing homeowners were highlighted by stakeholders and community members as high priority needs. Homeowner assistance is a high priority in the Consolidated Plan. |
| 6 | Priority Need Name | Housing Development Assistance |
| | Priority Level | High |
| | Population | Extremely Low-income Low-income Moderate-income Chronic Homelessness |
| | Geographic Areas Affected | Citywide |

| | | |
|---|-----------------------------|------------------------------------------------------------------------------------------------------------------------------------------------------------------------------------------------------------------------------------------------------------------------------------------------------------------------------------------------------------------------------------------------------------------------------------------------------------------------------------------------------------------------------------------------------------------------------------------------------------------------------------------------------------------------------------------------------------------------------------------------|
| | Associated Goals | Housing Development Assistance |
| | Description | Housing Development Assistance includes NHCD programs that offer assistance to non-profit and for-profit developers to build affordable housing for low- and moderate-income households. |
| | Basis for Relative Priority | The need for affordable housing for low- to-moderate-income renters, including special needs populations, and homebuyers, was reflected in the 2019 Housing Market Analysis and in public input received from the community. The City's main tool to create affordable housing is through providing financing to nonprofit and for-profit developers. In addition, the City encourages the development of affordable housing through developer incentives. The City has established Housing Development Assistance as a high priority for the Consolidated Plan. Because the voters approved a \$250M affordable housing bond, the City can focus federal spending on other community values that ranked high on the Consolidated Plan survey. |
| 7 | Priority Need Name | Other Community Development Assistance |
| | Priority Level | High |
| | Population | Extremely Low-income Low-income Moderate-income |
| | Geographic Areas Affected | Citywide |
| | Associated Goals | Non-Profit Capacity Building for Workforce Development Small Business Assistance CHDO Operating Expense Grants Community Development Bank |
| | Description | Other Community Development Assistance includes activities that provide capacity building for nonprofit organizations that are focused on affordable housing development and workforce development, as well as support for small business development. |
| | Basis for Relative Priority | Recognizing that small businesses are important drivers of the Austin economy, assistance to small businesses is a high priority for the City of Austin. Feedback from the Consolidated Plan survey identified job creation as one of the highest community development needs. |

Table 53 – Priority Needs Summary

Narrative (Optional)

The federal programs that comprise the City of Austin's FY 2019-24 community development and housing portfolio offers an array of affordable housing, small business development programs, and public services through seven priority categories which serve very low-, low-, and moderate-income households- all of which meet the definition of addressing obstacles to meet underserved needs. These programs are:

- Homeless Assistance
- Special Needs Assistance
- Renter Assistance
- Homebuyer Assistance
- Homeowner Assistance
- Housing Development Assistance
- Other Community Development Assistance

DRAFT

SP-30 Influence of Market Conditions – 91.215 (b)

Influence of Market Conditions

| Affordable Housing Type | Market Characteristics that will influence the use of funds available for housing type |
|---------------------------------------|--------------------------------------------------------------------------------------------------------------------------------------------------------------------------------------------------------------------------------------------------------------------------------------------------------------------------------------------------------------------------------------------------------------------------------------------------------------------------------------------------------------------------------------------------|
| Tenant Based Rental Assistance (TBRA) | Historically low rental vacancy rates, and household incomes which are not keeping up with rising rents, high demand for Section 8 vouchers and no increase in federal funding to address demand, a gap of approximately 36,000 affordable rental units to meet need for renters earning less than \$25,000/year. |
| TBRA for Non-Homeless Special Needs | Historically low rental vacancy rates, and household incomes which are not keeping up with rising rents, high demand for Section 8 vouchers and no increase in federal funding to address demand, a gap of approximately 36,000 affordable rental units to meet need for renters earning less than \$25,000/year. |
| New Unit Production | A significant decline in the proportion of rental units that are affordable for households earning less than \$25,000 per year (5% of all rentals now v. 10% in 2012), continued rapid population growth and demand for housing in Austin, continued rapid housing absorption rates. |
| Rehabilitation | In the City's historically low-income areas, increasing property taxes and other costs associated with homeownership have negatively affected vulnerable owners, those with stagnant incomes who are low-income, the elderly and those with special needs. The tight lending market makes home improvement financing particularly difficult for these households and drives the need for owner occupied home rehabilitation programs. Disparities continue to exist for households of color in accessing mortgage-backed home improvement loans. |
| Acquisition, including preservation | In addition to rapidly rising land values, rents and homeownership costs, coordination around capital improvement projects may put additional pressure on the retention of affordable housing opportunities. |

Table 54 – Influence of Market Conditions

SP-35 Anticipated Resources - 91.215(a)(4), 91.220(c)(1,2)

Introduction

In addition to HUD funding, the City of Austin allocates revenue to the [Neighborhood Housing and Community Development Department](#) for affordable housing and community development activities. HUD's guidance regarding the inclusion of non-federal funding sources in the Consolidated Plan is that non-federal sources are to be included if they are reasonably expected to be made available to address the needs outlined in the plan. The FY 2019-20 City of Austin budget is expected to be approved by City Council in September 2019. See Exhibit 1 in ES-05, *Executive Summary* for a visual depiction of the federal and local allocation process.

Anticipated Resources

| Program | Source of Funds | Uses of Funds | Expected Amount Available Year 1 | | | | Expected Amount Available Remainder of ConPlan \$ | Narrative Description |
|---------|-----------------|-------------------------------------------------------------------------------------------------------------------------------------------------------------------------------------------|----------------------------------|-------------------|------------------------|-------------|---------------------------------------------------|--------------------------------------------------------------------------------------------------------------------------------------------------------------------------------------------------------------------------------------------------------------------------------------------------------------------|
| | | | Annual Allocation\$ | Program Income \$ | Prior Year Resources\$ | Total \$ | | |
| HOME | Federal | Acquisition Homebuyer Assistance Homeowner Rehab Multifamily Rental New Construction Multifamily Rental Rehab New Construction for Ownership TBRA Admin and Planning | \$3,031,606 | \$900,000 | \$0 | \$3,931,606 | \$13,102,829 | The three objectives of the HOME Program are: Expand the supply of decent, safe, sanitary, and affordable housing to very low and low-income individuals; Mobilize and strengthen the ability of state and local governments to provide decent, safe, sanitary, and affordable housing to very low- and low-income |

| | | | | | | | | |
|-------|---------|----------------------------------------------------------------------------------------------------------------------------|-------------|----------|-----|-------------|--------------|------------------------------------------------------------------------------------------------------------------------------------------------------------------------------------------------------------------------------------------------------------------------------------------------------------------------------------------------------------------------------|
| | | | | | | | | individuals; Leverage private sector participation and expand the capacity of non-profit housing providers. |
| CDBG | Federal | Acquisition Admin and Planning Economic Development Housing Public Improvement Public Services | \$7,772,037 | \$60,000 | \$0 | \$7,832,037 | \$37,731,454 | The primary objective of CDBG is the development of viable communities by: Providing decent housing; Providing a suitable living environment; Expanding economic opportunities. Any activity funded with CDBG must meet one of three national objectives: Benefit low- and moderate-income persons; Aid in the prevention of slums or blight; Meet a particular urgent need. |
| HOPWA | Federal | Housing Case Management Permanent Housing Placement Short Term Supportive or Transitional | \$1,659,729 | 0 | 0 | | \$ | The Housing Opportunity for Persons with AIDS (HOPWA) Program was established by the U.S. Department of Housing and Urban Development |

| | | | | | | | | |
|-------|----------------|--------------------------------------------------------------------------------------------|--------------|---|---|-----------|---------------|-------------------------------------------------------------------------------------------------------------------------------------------------------------------------------------------------------------------------------------------------------------------------------------------------------------|
| | | Housing STRMU Supportive Services TBRA Admin | | | | | | (HUD) to address the specific needs of low-income persons living with HIV/AIDS and their families. HOPWA makes grants to local communities, states, and non-profit organizations. HOPWA funds provide housing assistance and related supportive services in partnership with communities and neighborhoods. |
| ESG | Federal | Emergency Shelter Rapid Rehousing (with Rental Assistance) HMIS Admin | \$669,980 | 0 | 0 | \$669,980 | \$3,349,900 | Emergency Solutions Grants (ESG) program is designed to be the first step in a continuum of assistance to help clients quickly regain stability in permanent housing after experiencing a housing crisis and/or homelessness. |
| Other | Public - local | Land Acquisition Housing Development Assistance | \$59,000,000 | 0 | 0 | | \$250,000,000 | In 2018 voters approved the City of Austin proposition for \$250 million in general obligation |

| | | | | | | | | |
|--|--|--------------------------------|--|--|--|--|--|-------------------------------------------------------------------------------------------------------------------------------------------------------------------------------------------------------------------------------------------------------------------------|
| | | Homeowner Rehab | | | | | | bonds for affordable housing. These funds will be utilized for constructing, renovating, improving and equipping housing for low-income persons and families, acquiring land interest in land and property necessary to do so; and funding affordable housing programs. |
| | | Housing | | | | | | |
| | | New construction for Ownership | | | | | | |

Table 55 - Anticipated Resources

Explain how federal funds will leverage those additional resources (private, state and local funds), including a description of how matching requirements will be satisfied

The City of Austin will satisfy its matching requirements for HOME and CDBG funding through General Obligation (G.O.) Bond Funding and Capital Improvement Program (CIP) Funds. Austin Public Health matches the ESG grant dollar-for-dollar with general fund dollars that are allocated to homeless services provided to subrecipients.

If appropriate, describe publicly owned land or property located within the jurisdiction that may be used to address the needs identified in the plan

There are several publicly owned parcels that may be utilized to address the needs identified in the FY 2019-20 Action Plan:

- 208.16 Acres on Loyola Lane (Colony Park) - Site of the HUD Community Challenge Planning Grant. The site has been master planned and zoned as Planned Unit Development. The City is in negotiations with the selected developer to enter into a formal Master Development Agreement for the development of the site. The site will include long-term affordability on a minimum of 20% of the total residential units constructed.
- 5.15 Acres on Tillery Street and Henninger Street - this property will be developed through a Request for Proposal process and will include long-term affordability.

- 6 Acres on Levander Loop/Gardner Road - this property will be developed through a Request for Proposal process and will include long-term affordability.
- 1.3 Acres at Doris Drive and Hathaway Drive - this property was purchased from Austin Independent School District and is currently in the design phase. The property will include four single-family homes to be sold to households at 80% or below median family income as part of AHFC's community land trust. The development will also include two duplex units that will be offered for rent to households at 60% or below median family income.
- 8.92 acres at Tannehill Lane and Jackie Robinson Street - this property was purchased from Austin Independent School District; it will be developed through a Request for Proposal process and will include long-term affordability.

Discussion

See above

DRAFT

SP-40 Institutional Delivery Structure – 91.215(k)

Explain the institutional structure through which the jurisdiction will carry out its consolidated plan including private industry, non-profit organizations, and public institutions.

| Responsible Entity | Responsible Entity Type | Role | Geographic Area Served |
|------------------------------------------------|--------------------------|-------------------------------------------------------------------|------------------------|
| AIDS Services of Austin | Non-profit organizations | Non-homeless special needs public services | Jurisdiction |
| Project Transitions | Non-profit organizations | Non-homeless special needs public services | Jurisdiction |
| Any Baby Can | Non-profit organizations | Non-homeless special needs public services | Jurisdiction |
| Austin Public Health Communicable Disease Unit | Government | Homeless special needs | Jurisdiction |
| Project Transitions | Non-profit organizations | Non-homeless special needs public services | Jurisdiction |
| The Arc of the Capital Area | Non-profit organizations | Non-homeless special needs public services | Jurisdiction |
| Austin Travis County Integral Care (ATCIC) | Public institution | Non-homeless special needs Homeless special needs public services | Jurisdiction |
| Caritas of Austin | Non-profit organizations | Non-homeless special needs Homelessness Rental public services | Jurisdiction |
| Casa Marianella | Non-profit organizations | Homelessness Rental public services | Jurisdiction |
| Catholic Charities of Central Texas | Non-profit organizations | public services | Jurisdiction |
| Downtown Austin Community Court | Government | Non-homeless special needs Homelessness Rental public services | Jurisdiction |
| Family Eldercare | Non-profit organizations | Non-homeless special needs | Jurisdiction |

| | | | |
|---------------------------------------------------|-----------------------------|-------------------------------------------------------------------------------------------------|--------------|
| | | Homelessness Rental public services | |
| Front Steps | Non-profit organizations | Homelessness Rental public services | Jurisdiction |
| Foundation Communities, Inc. | Non-profit organizations | Non-homeless special needs Ownership Rental public services | Jurisdiction |
| Foundation for the Homeless | Non-profit organizations | Non-homeless special needs Homelessness Rental public services | Jurisdiction |
| Goodwill of Central Texas | Non-profit organizations | Non-homeless special needs public services | Jurisdiction |
| Greendoors | Non-profit organizations | Non-homeless special needs Ownership public services | Jurisdiction |
| Central Texas Veterans Healthcare System | Departments agencies and | Non-homeless special needs public services | Jurisdiction |
| Housing Authority of the City of Austin (HACA) | PHA | Non-homeless special needs Planning Rental public services | Jurisdiction |
| Youth and Family Services DBA LifeWorks | Non-profit organizations | Non-homeless special needs Homelessness Rental public facilities public services | Jurisdiction |
| Meals on Wheels and More, Inc. | Non-profit organizations | Non-homeless special needs public services | Jurisdiction |
| SafePlace | Non-profit organizations | Non-homeless special needs Homeless special needs Rental public services | Jurisdiction |

| | | | |
|------------------------------------------------|--------------------------|---------------------------------------------------------------------------------------------------|--------------|
| Salvation Army | Non-profit organizations | Homelessness Non-homeless special needs Rental public services | Region |
| St. Louise House | Non-profit organizations | Non-homeless special needs Rental public services | Jurisdiction |
| Trinity Center | Non-profit organizations | Non-homeless special needs Homelessness public services | Jurisdiction |
| Travis County Housing Authority | PHA | Non-homeless special needs Planning Public Housing public services | Jurisdiction |
| Wright House Wellness Center | Non-profit organizations | Non-homeless special needs public services | Jurisdiction |
| Ending Community Homelessness Coalition (ECHO) | Non-profit organizations | Homelessness Planning | Jurisdiction |
| Austin Home Repair Coalition | Non-profit organizations | Non-homeless special needs Ownership Rental neighborhood improvements public services | Jurisdiction |
| Austin Housing Coalition | Non-profit organizations | Ownership Rental | Jurisdiction |
| HousingWorks Austin | Non-profit organizations | Ownership Planning Rental | Jurisdiction |
| AISSD | Other | Non-homeless special needs Planning public facilities public services | Jurisdiction |
| Capital Metro | Other | Planning | Jurisdiction |

Table 56 - Institutional Delivery Structure

Assessment of Strengths and Gaps in the Institutional Delivery System

The Austin institutional delivery system is very lean, running at capacity, and employs formal partnerships to ensure continued extensive collaboration. Medicaid reform connects healthcare and social services; transition planning from jail and prison connects law enforcement to social services; and coordinated assessments are provides a bridge between all housing related non-profits. Duplication of efforts is prevented through a coordinated assessment approach to housing stability administered by ECHO. The SAFE Alliance provides services for persons affected by domestic violence and abuse, with shelters for domestic violence and a children's shelter. LifeWorks provides shelter and services to at-risk youth, homeless youth, youth in care and those aging out of foster care. Front Steps provides shelter to single men downtown. Salvation Army has two shelters - one shelter is downtown and serves all populations, and the other serves women and families. The faith-based community supports both basic needs and provides shelter and has been developing more extensive housing opportunities. There are many efforts to coordinate medical, mental health, behavioral health and housing services through outreach teams and housing navigators for the homeless, and to provide services for formerly homeless individuals in Permanent Supportive Housing.

Availability of services targeted to homeless persons and persons with HIV and mainstream services

| Homelessness Prevention Services | Available in the Community | Targeted to Homeless | Targeted to Persons with HIV |
|-----------------------------------------|----------------------------|----------------------|------------------------------|
| Homelessness Prevention Services | | | |
| Counseling/Advocacy | X | X | X |
| Legal Assistance | X | | X |
| Mortgage Assistance | X | | X |
| Rental Assistance | X | X | X |
| Utilities Assistance | X | X | X |
| Street Outreach Services | | | |
| Law Enforcement | X | X | |
| Mobile Clinics | X | X | X |
| Other Street Outreach Services | X | X | X |

| Supportive Services | | | |
|------------------------------------|---|---|---|
| Alcohol & Drug Abuse | X | X | X |
| Child Care | X | X | |
| Education | X | | X |
| Employment and Employment Training | X | X | |
| Healthcare | X | X | X |
| HIV/AIDS | X | X | X |
| Life Skills | X | X | X |
| Mental Health Counseling | X | X | X |
| Transportation | X | | X |

Table 57 - Homeless Prevention Services Summary

Describe how the service delivery system including, but not limited to, the services listed above meet the needs of homeless persons (particularly chronically homeless individuals and families, families with children, veterans and their families, and unaccompanied youth)

The Emergency Solutions Grant program funds Austin's downtown shelter that serves many chronically homeless individuals. Rapid Rehousing programs funded by ESG take clients through referrals from Coordinated Assessment. Austin Public Health Communicable Disease Unit provides medical case management and uses Emergency Solutions Grant to provide Rapid Rehousing to individuals who are HIV positive. Other City funding supports homelessness prevention, rapid rehousing, counseling and other supportive services for people who are homeless or at risk of homelessness. The City also provides health services at clinics targeted for the homeless, mental health and substance abuse services, and other supportive services listed above

HOPWA does not target the homeless; the HOPWA Program prevents homelessness for persons with HIV/AIDS.

Describe the strengths and gaps of the service delivery system for special needs population and persons experiencing homelessness, including, but not limited to, the services listed above

As with most urban areas, the demand for services outweighs the supply of supportive services for people who are homeless and at risk of homeless. City-funded programs have been successful, but there are more people needing services than can be accommodated. The Ending Community Homelessness Coalition (ECHO) administers the coordinated entry system which triages those in greatest need and reduces the number of clients going to inappropriate referrals. The system allows staff at different agencies to review the eligibility requirements of the different programs and make targeted referrals. Prioritization of those in greatest need focuses services on those who are the most vulnerable and facing the most housing barriers. Many of these individuals are chronically homeless with disabilities. The other key gap in our

system is the lack of affordable housing for all incomes. The City is working on strategies discussed elsewhere in the plan to address this gap.

Provide a summary of the strategy for overcoming gaps in the institutional structure and service delivery system for carrying out a strategy to address priority needs

(ECHO) administers the coordinated entry system which triages the most in need and reduces the number of clients going to inappropriate referrals per HUD mandates in the HEARTH Act. Currently the homeless services system is fragmented and can be difficult to navigate. For persons in housing crisis who are seeking services, finding the program that best meets their needs, whether prevention services, emergency shelter, transitional housing, rapid re-housing, permanent supportive housing, affordable housing, or other services and for which they are eligible, is a challenging task. Many programs have unique and complicated eligibility requirements to program entry as well. The Coordinated Entry process works to remedy many of the challenges that consumers face when seeking access to the homeless services system by providing consumers with front door information regarding the most appropriate housing intervention, the services that best meet their needs, the program for which they are eligible, as well as timely referrals and placements. An effective Coordinated Entry System allows the community to improve strategies for systems change based on quality data collection, evidence-based best practices, and a thorough analysis of consumer need. Client services are evaluated using a universal assessment that prioritizes the most vulnerable, chronically homeless first, instead of the traditional “first come, first served” method. This triage approach allows the community to use data to identify the number of individuals in need of the different types of housing interventions. The system also helps providers determine what clients may be ready to exit PSH thereby increasing capacity.

SP-45 Goals Summary – 91.215(a)(4)

Goals Summary Information

| # | Goal Name | Start Year | End Year | Category | Geographic Area | Needs Addressed | Funding | Goal Outcome Indicator |
|---|--------------------------|------------|----------|--------------------------|-------------------------------|-------------------|--------------------------------------------------------------------|-------------------------------------------------------------------------------------------------------------------------------------------------------------------------------------------------------------------------------------------------------------------------------------------------------------------------------------------------|
| 1 | Homeless Assistance | 2019 | 2024 | Homeless Assistance | Throughout the City of Austin | Homelessness | ESG: \$3,349,900 Home: \$6,041,954 CDBG: \$1,804,669 | Rapid Rehousing: 590 Households Assisted Homeless Person Overnight Shelter: 6,000 Persons Assisted TBRA/Rapid Rehousing: 700 Households Assisted Public Facility: 0 |
| 2 | Special Needs Assistance | 2019 | 2024 | Special Needs Assistance | Throughout the City of Austin | Special Needs | HOPWA: \$ CDBG: \$3,805,070 | Homelessness Prevention: Persons Assisted Tenant Based Rental Assistance/Rapid Rehousing: Persons Assisted Other (Short-Term Supported Housing and Transitional Housing): Households Assisted Public service activities other than Low/Moderate Income Housing Benefit: 2,491 Persons Assisted |
| 2 | Renter Assistance | 2019 | 2024 | Affordable Housing | Throughout the City of Austin | Renter Assistance | CDBG: \$2,304,770 | Rental units rehabilitated: 35 Household Housing Unit Public service activities other than |

| | | | | | | | | |
|---|----------------------------------------|------|------|-----------------------------------|-------------------------------|---------------------------------------------------------------------------------------|-----------------------------------------------------------------------------------|------------------------------------------------------------------------------------------------------------------------------------------------------------------------------------------------------------------------------------|
| | | | | | | | | Low/Moderate Income Housing Benefit: 2,163 Persons Assisted |
| 3 | Homebuyer Assistance | 2019 | 2024 | Affordable Housing | Throughout the City of Austin | Homebuyer Assistance | HOME: \$6,897,534 | Direct Financial Assistance to Homebuyers: 145 Households Assisted |
| 4 | Homeowner Assistance | 2019 | 2024 | Affordable Housing | Throughout the City of Austin | Homeowner Assistance | CDBG: \$14,650,000 HOME: \$1,000,000 General Obligation Bonds: \$26,000,000 | Homeowner Housing Rehabilitated (federal): 1,505 Household Housing Unit |
| 5 | Housing Development Assistance | 2019 | 2024 | Affordable Housing Homeless | Throughout the City of Austin | Housing Development Assistance | CDBG: \$275,000 HOME: \$3,475,417 General Obligation Bonds: \$182,000,000 | Rental units constructed (federal): 102 Household Housing Unit Homeowner Housing Added (federal): 52 Household Housing Unit Other (Acquisition) (federal): Other (CHDO): 10 Other |
| 6 | Other Community Development Assistance | 2019 | 2024 | Non-Housing Community Development | Throughout the City of Austin | Non-profit capacity building Organizations Assisted Businesses Assisted | HOME: \$750,000 CDBG: \$7,521,454 Section 108: \$1,000,000 | Jobs created/retained (federal): 29 Businesses assisted (federal): 4 Other: 8 (Organizations Assisted) (federal): |

Table 58 – Goals Summary

Goal Descriptions

| | | |
|---|------------------|------------------------------------------------------------------------------------------------------------------------------------------------------------------------------------------------------------------------------------------------------------------------------------------------------------------------------------------------------------------------------------------------------------------------------------------------------------------------------------------------------------------------------------------------------------------------------------------|
| 1 | Goal Name | Homeless Assistance |
| | Goal Description | Persons experiencing homelessness are Austin’s most vulnerable population and therefore are a high priority for the Consolidated Plan. This decision was made based on feedback from the public process, including stakeholder meetings that included homeless needs providers, public hearings, and the Consolidated Plan survey. Homeless Assistance provides services to persons experiencing homelessness, persons living with HIV/AIDS, victims of domestic violence, persons experiencing mental illness, unaccompanied youth, persons with chronic substance abuse, and veterans. |
| 2 | Goal Name | Special Needs Assistance |
| | Goal Description | Special Needs activities will assist low- to moderate-income Austinites by providing mental health services for at-risk youth, childcare services and services to seniors. This decision was made based on feedback from the public process, including stakeholder meetings that included homeless and special needs providers, public hearings, and the Consolidated Plan survey. |
| 3 | Goal Name | Renter Assistance |
| | Goal Description | The City of Austin’s update of the 2019 Comprehensive Housing Market Analysis identifies the need for affordable rental housing in Austin. This analysis was echoed in every aspect of the public input process from service providers, government partners, policy makers, and community members. Renter Assistance, therefore, is a high priority for the City. Renter Assistance activities will provide supports that can make rent more affordable, as well as tenants’ rights services, and financial assistance for necessary rehabilitation to make rental units accessible. |
| 4 | Goal Name | Homebuyer Assistance |
| | Goal Description | The City identified assistance to homebuyers as a high priority in the Consolidated Plan. The 2019 Housing Market Analysis illustrates the difficulty for low- to moderate-income households to transition from renting to buying a home with the rising real estate market in Austin. Homebuyer Assistance provides counseling to renters wishing to become homebuyers. This category includes the Down Payment Assistance program, which offers loans to qualifying low- and moderate-income homebuyers to help them buy their first home. |
| 5 | Goal Name | Homeowner Assistance |
| | Goal Description | Preserving the safety and livability of the housing of low-income homeowners, allowing owners to stay in their homes, improving the City’s aging housing stock, and repairing homes for existing homeowners were |

| | | |
|---|------------------|---------------------------------------------------------------------------------------------------------------------------------------------------------------------------------------------------------------------------------------------------------------------------------------------------------------------------------------------------------------------------------------------------------------------------------------------------------------------------------------------------------------------------------------------------|
| | | highlighted as high priority needs by stakeholders and community members. Homeowner assistance is a high priority in the Consolidated Plan. |
| 6 | Goal Name | Housing Development Assistance |
| | Goal Description | The need for affordable housing for low- to moderate-income renters, including special needs populations, and homebuyers, was reflected in the 2019 Housing Market Analysis and public input received from the community. The City's main tool to create affordable housing is through financing to non-profit and for-profit developers. In addition, the City encourages the development of affordable housing through developer incentives. The City has established Housing Development Assistance a high priority for the Consolidated Plan. |
| 7 | Goal Name | Other Community Development |
| | Goal Description | Other Community Development Assistance includes activities that provide capacity building for nonprofit organizations that are focused on affordable housing development and workforce development, as well as support for small business development. |

Estimate the number of extremely low-income, low-income, and moderate-income families to whom the jurisdiction will provide affordable housing as defined by HOME 91.315(b)(2)

Extremely low-income households: 270

Low-income households: 260

Moderate-income households: 135

Totals include the number of households for all HOME financed programs: Down Payment Assistance (DPA), Tenant Based Rental Assistance (TBRA), Homeowner Rehabilitation Loan Program (HRLP), Rental Housing Development Assistance (RHDA) and Ownership Housing Development Assistance (OHDA). Estimates are based on FY 2016-17 and FY 2017-18 data reflecting the percentage of households served by income category and projected for FYs 2019-24.

SP-50 Public Housing Accessibility and Involvement – 91.215(c)

Need to Increase the Number of Accessible Units (if Required by a Section 504 Voluntary Compliance Agreement)

HACA is not required to increase the number of accessible units under a Section 504 Voluntary Compliance Agreement.

Currently HACA has 75 fully accessible low-income subsidized housing units under Section 504, with many more units having some accessibility features. Additionally, HACA provides reasonable accommodations to residents upon request. Low-Income subsidized housing residents with disabilities may request that accessibility modifications be made to their assigned unit, should those accommodations be deemed necessary and reasonable. For individuals with disabilities, HACA has added grab bars, built entry ramps, lowered cabinets, modified doors and handles, and installed flashing doorbells and smoke detectors. In addition, HACA has approved assistance animals, and made provisions to conduct annual eligibility and re-examination appointments in residents' homes under extenuating circumstances. Residents with disabilities are now able to mail in required documents should a resident not have access to Special Transportation Services through Capital Metro. Individuals with disabilities may also be eligible for upgrades in unit size based on specific medical and accessibility needs. Finally, all of HACA's low-income subsidized housing Property Managers and Housing Choice Voucher Inspectors maintain specific information on accessible units and their unique accommodations.

Activities to Increase Resident Involvements

Each of HACA's low-income subsidized housing properties has an active Resident Council that serves as the voice of the residents at that development. Each council has elected officers including a President, Vice-President, Secretary and Treasurer; however, all residents are considered members. Most organize social events, participate in property safety programs including Apartment Residents on Watch (AROW) with the Austin Police Department, and assist with senior and youth activities. HACA brings together the President and Vice-President of each Resident Council to comprise the City-Wide Advisory Board (CWAB), an independent 501(c)3 nonprofit organization. The purpose of the CWAB is to:

- Encourage improvement in the economic, educational, social, and cultural life of HACA low-income subsidized housing communities
- Foster and develop leadership skills among residents
- Promote the safety and security of all residents at each property
- Promote a better understanding of how to work together toward building a healthy community
- Encourage and assist residents to become civically engaged and utilize available resources
- Promote programming to assist with resident employment and education
- Provide a forum for the consideration of issues that affect HACA public housing communities
- Serve as a liaison between public housing communities and HACA administration

HACA implements three programs designed to assist residents in achieving self-sufficiency. The Family Self-Sufficiency (FSS) program provides service coordination to residents and fosters community partnerships. Services coordinated include: life skills training; adult basic education; workforce development/job training; job placement; financial literacy; housing counseling; parenting classes; health and wellness; childcare; and transportation. Residents in the FSS program maintain an escrow account that accrues funds when the resident has an increase in earned income. Upon successful completion of the FSS participants' five-year contract of participation, the funds are disbursed to the graduate and can be used toward education, homeownership, debt repayment or other self-sufficiency goals. HACA's Resident Opportunity and Self-Sufficiency (ROSS) program is a stepping stone for the FSS program that provides connection to similar services and allows participants to complete individual goals through modules that build upon one another. The third program is Jobs Plus ATX. Jobs Plus is working intensively with residents at Booker T. Washington and Chalmers Courts in Central East Austin. Over 300 adults are enrolled and receive support for job training, job readiness, job search, and job placement, as well as financial literacy and support with childcare costs and transportation to school and work. Jobs Plus ATX participants who go to work receive a discount on their rent, allowing them to retain more of their earnings and build savings for the future. Youth and adults serve as Community Liaisons, acting as role models and helping their neighbors access Jobs Plus services and programs. Ten Austin nonprofit partner organizations are participants of the support network for Jobs Plus ATX families.

HACA remains committed to providing high quality resident services at each property. HACA recognizes the need for all families, and particularly low-income families, to have access to information and resources through access to the internet and technology. HACA's "Unlocking the Connection" is an industry-leading initiative that works to bridge the digital divide. Through this program, HACA brings high speed internet, computer skills training and electronic devices (computers, tablets, laptops, etc.) to residents to help them connect to various resources in the community.

The Involved Dad Achieving Developing and Succeeding (i-DADS) program is a fatherhood program serving fathers and father figures of HACA youth residents. Dads are supported, encouraged, and trained with the evidence-based 24/7 Dads curriculum. i-DADS who complete the program become better equipped to be great men, responsible dads, and community members. An i-DAD creates stronger families and makes HACA communities a better place to live.

HACA's Youth Educational Success (YES) Program is an umbrella of programs to keep children in school and help them develop social skills and support networks. Programming includes on-site tutoring at HACA communities, in-school case management, and quality after-school programs to ensure youth are engaged in healthy and meaningful activities. HACA also offers an academic incentive program to reward students who have made the A/B honor roll and/or have perfect attendance during the school year.

Finally, HACA's Board established the HACA Resident Scholarship Fund (now dba Austin Pathways) in 2001 to help HACA residents achieve their dreams of self-sufficiency through education. Today, Austin Pathways has awarded more than 639 HACA scholarships, totaling nearly \$1.2 million to HACA residents.

Is the public housing agency designated as troubled under 24 CFR part 902?

No

Plan to remove the 'troubled' designation

N/A

DRAFT

SP-55 Barriers to affordable housing – 91.215(h)

Barriers to Affordable Housing

In the nine months leading up to the development of the Consolidated Plan, the City of Austin participated in a regional Analysis of Impediments to Fair Housing Choice (AI). This analysis identified barriers to housing choice at both the regional and local level, in addition to the factors that led to the barriers and resident groups that are disproportionately impacted.

Housing Barriers and Contributing Factors

The primary housing barriers identified in the research conducted for the AI—and the factors that contributed to those barriers—are described below. Where protected classes are disproportionately impacted, this is noted.

Barrier: City and county capacity for addressing fair housing challenges is limited.

Contributing factor: The growing housing crisis throughout the region is taxing City, county, and housing authority staff and resources, as they work to implement new programs and policy changes to address housing needs. Implementing the type of ambitious plan that is needed will require additional capacity.

Barrier: The harm caused by segregation is manifested in disproportionate housing needs and differences in economic opportunity.

Contributing factors: Past actions that denied housing opportunities and perpetuated segregation have long limited opportunities for many members of protected classes. This continues to be evident in differences in poverty rates, as well as disparities in homeownership, and access to housing throughout the region.

Disproportionate impact: Differences in poverty rates are highest in areas where early policies limited where people of different races and ethnicities could live: e.g., in Austin, Taylor, and Travis County. African American and Hispanic families in these areas have poverty rates averaging 17 percentage points greater than Non-Hispanic White and Asian families. The homeownership gap between Black and Non-Hispanic White households is close to 20 percentage points in many jurisdictions.

Barrier: Affordable rental options in the region are increasingly limited.

Contributing factors: Population growth in the region—particularly as it impacts demand for rental housing—has increasingly limited the areas where low-income households can live affordably. This perpetuates the limited economic opportunity that began with segregation. For Housing Choice Voucher holders, the state law that prohibits cities and counties from including Source of Income as a protected class is also a contributing factor. Voucher holders have fewer options for using their vouchers than they

did five years ago, and landlords have no requirement or incentive to accept voucher holders; voucher holders also report the highest levels of segregation in the region. The only areas in the region where the local rent is lower than or equivalent to what HUD will pay are in Southeast Austin, Taylor, Georgetown, and parts of rural Williamson County.

Disproportionate impact: Housing choice is increasingly limited for voucher holders, many of whom are residents of color. In addition, limitations are greater for households that are dependent on public transportation or need housing in specific areas in order to access jobs, schools, and services. These households often include very low-income residents, refugees, and residents with disabilities.

Barrier: Stricter rental policies further limit options.

Contributing factors and disproportionate impacts: 3x rent income requirements for rental units have a disproportionate effect on persons with disabilities whose incomes are primarily Social Security and Disability Insurance (SSDI), as well as renters who receive income from unearned sources such as child support. Criminal look-back periods that do not take into account severity of a crime, or time period in which it was committed, disproportionately impact persons of color and persons in recovery. Finally, state laws that prohibit cities and counties from including Source of Income as a protected class prevent units of local government from allowing renters to claim legal unearned income as eligible for the 3x rent income threshold.

Barrier: Disparities in the ability to access homeownership.

Contributing factors: Past policies such as reluctance to lend in lower income neighborhoods inhabited largely by people of color, have contributed to greatly limited access to mortgage loans, and limited economic opportunities for homebuyers of color.

Disproportionate impact: Denial rates for Black/African American applicants (24%), Hispanic applicants (20%) and other non-Asian minorities (17%) are significantly higher than for non-Hispanic white applicants (11%) and Asian applicants (11%).

Barrier: State regulations and zoning and land use limit housing choice.

Contributing factors: State regulations prohibit or limit the power of local governments to implement zoning (counties) and inclusionary zoning (cities and counties) that could increase the supply of affordable housing, benefiting the protected classes that have disproportionate housing needs.

Some local units of government have vague regulations regarding treatment of group homes and do not allow a wide variety of densities that could facilitate affordable housing options. Although the analysis in this report did not find local limits to be significant barriers to housing for protected classes, regulations could be improved to increase transparency and expand housing choice.

Barrier: Educational inequities persist in the region. In the City and the region, African American children are significantly overrepresented in failing high schools, and Hispanic children have largest disparities in school quality across K-12 schools.

Contributing factors: School district boundaries that are neighborhood-driven and do not truly accommodate open choice, drive up housing prices in quality school neighborhoods.

Barrier: Public transportation access has not kept up with growth.

Contributing factors: In addition to lack of affordable housing, lack of public transportation was the most common barrier to economic opportunity mentioned by residents in the outreach conducted for the AI. Lack of resources to address demand for better transportation in outlying areas is a contributing factor, as is the decline in affordable options in areas of the region where jobs are clustered. The lack of transportation options affects all types of residents who must commute, and especially people who cannot drive or afford to own a car—people with disabilities and refugees, as well as residents living in outlying areas.

Summary Findings for Austin

Positives: Despite the barriers to housing choice discussed above, there are affordable housing options available -- both publicly subsidized rentals, and rentals affordable to Housing Choice Voucher holders. The City also has a very strong toolkit for meeting needs, including significant local funding. Austin's Strategic Housing Blueprint aspires to be a national model, incorporating a variety of best practices culled from other cities, and promoting transparency in how funds are used to address emerging and critical needs.

Could improve: The City should take steps to: reduce levels of African American and Hispanic segregation; continue to address housing affordability challenges related to market demand, especially in highly desirable neighborhoods where affordable housing is lacking; mitigate displacement; and narrow the gap in mortgage loan denials among minority residents.

SP-60 Homelessness Strategy – 91.215(d)

Reaching out to homeless persons (especially unsheltered persons) and assessing their individual needs

Please see AP-65 for information on the Homelessness Strategy

Addressing the emergency and transitional housing needs of homeless persons

Please see AP-65 for information on the Homelessness Strategy

Helping homeless persons (especially chronically homeless individuals and families, families with children, veterans and their families, and unaccompanied youth) make the transition to permanent housing and independent living, including shortening the period of time that individuals and families experience homelessness, facilitating access for homeless individuals and families to affordable housing units, and preventing individuals and families who were recently homeless from becoming homeless again.

Please see AP-65 for information on the Homelessness Strategy

Help low-income individuals and families avoid becoming homeless, especially extremely low-income individuals and families who are likely to become homeless after being discharged from a publicly funded institution or system of care, or who are receiving assistance from public and private agencies that address housing, health, social services, employment, education or youth needs

Please see AP-65 for information on the Homelessness Strategy

SP-65 lead-based paint Hazards – 91.215(i)

Actions to address LBP hazards and increase access to housing without LBP hazards

The City of Austin does not have a lead-based paint program. However, the City addresses lead abatement through multiple programs and funding sources, including NHCD's home repair programs and rehabilitations funded through NHCD's Rental Housing Development Assistance program. Eligible Austinites that reside in a home that was built prior to 1978 will have their homes tested for the presence of lead-based paint and remediated, if necessary, as part of the scope of work for each program.

How are the actions listed above related to the extent of lead poisoning and hazards?

The City of Austin will remediate lead-based hazards in low- to moderate-income homes and address other household health and safety hazards such as mold, carbon monoxide, fire, tripping hazards and pest management. This more holistic approach to remediating household hazards allows community members to remain in their homes and benefit from a healthier environment. The City will continue testing properties built before 1978 for lead-based paint.

How are the actions listed above integrated into housing policies and procedures?

The City of Austin's housing policies and procedures are program specific. Monitoring is completed per the City of Austin's Monitoring Plan, see *Appendix III*. The City's housing programs procedurally operate as a "one-stop shop;" if an applicant qualifies for one program, their housing will be evaluated to ensure other risk factors are addressed, such as the presence of lead-based paint.

SP-70 Anti-Poverty Strategy – 91.215(j)

Jurisdiction Goals, Programs and Policies for reducing the number of Poverty-Level Families

The City of Austin continues to experience an increase in poverty among children under the age of 18 years old. A coordinated strategy with outcome-driven goals is key to reducing this trend. The following programs are part of the City's anti-poverty strategy:

Pay for Success Project

People who are chronically homeless face complex challenges, often resulting in jail time, emergency medical treatment, and the frequent utilization of other costly public services. A proven solution to chronic homelessness is PSH, which ends homelessness by connecting people to affordable living arrangements and the support services they need to stay in their homes. PSH will become a reality for 250 chronically homeless people in Austin, Texas (located in Travis County) as part of a Pay for Success Project designed to help alleviate escalating costs in correctional, health, and emergency services through a collaboration among the City and county's health, criminal justice, and homeless service systems. Private investors and donors will front money for Citywide housing and mental health services, targeting Austin's most vulnerable. The City of Austin and other entities would pay back these investors, but only if the programs are successful. City leaders are hoping to raise \$16 million for the five-year program.

Austin Strategic Housing Blueprint

In October of 2014, Council continued their commitment to PSH and approved a [resolution](#), setting a new goal of creating 400 more PSH units within 4 years, to include 200 Housing First units. The City of Austin is currently 94% of its way to the goal with 374 PSH units. In April 2017, the City of Austin adopted the Austin Strategic Housing Blueprint which calls for the City to support the production of 50 PSH units each year over a period of 10 years starting in 2017. The 2018 Affordable Housing Bond for \$250 million will help accomplish this yearly goal.

1115 Medicaid Waiver Partnership

The City continues to administer a successful project which started through the Medicaid 1115 Waiver and serves residents of permanent supportive housing. The program offers assertive community treatment (ACT) team services, or 24/7 access to wrap-around services such as intensive case management, nursing services, mental health services, peer support, access to primary and specialty medical care, benefits assistance, housing stability supports, and other wellness services. Program participants have experienced chronic homelessness and have been diagnosed with co-morbid or tri-morbid conditions.

Housing Development Assistance

The City of Austin continues to prioritize geographic dispersion, deep levels of affordability and long affordability periods through the Rental Housing Development Assistance (RHDA) program. In its scoring matrix, the RHDA application incentivizes units for the Continuum of Care by assigning additional points for any application that includes these units. To access these points, an application must secure a memorandum of understanding with ECHO. These points are often determinative for applications achieving the minimum threshold score.

Dedicated Revenue for Permanent Supportive Housing (PSH) - Downtown Density Bonus Program (DDB)

Developments constructed in the central business district of downtown Austin may access a density bonus and choose to either provide onsite affordable units or pay a fee in lieu of affordable housing. The City of Austin dedicates 100% of the fees collected from the DDB program to housing first, low-barrier PSH.

Homelessness Contracts

The City has a contract with Ending Community Homelessness Coalition (ECHO) to create more PSH units. ECHO works with income-restricted and market-rate housing developers to remove barriers and increase the number of PSH units in development across Austin.

Renter Assistance

The City continues to encourage affordable housing development. Short-term Tenant-Based Rental Assistance (TBRA) programs are also available to help low-income families move from homelessness to self-sufficiency, by providing rental subsidies and case management support services.

How are the Jurisdiction poverty reducing goals, programs, and policies coordinated with this affordable housing plan

The following policies are part of the City's anti-poverty strategy:

Increase the supply of affordable housing available to very low-income households.

Public input and the Housing Market Analysis clearly demonstrate the need for affordable housing for very low-income households. The 2019 Housing Market Analysis revealed a gap of approximately 36,000 rental units for households making less than \$25,000 annually. The number of rental units affordable to households at this extremely low-income level declined since the last five-year plan from 10% of all rental units to 5% currently.

Provide support services to low-income households to achieve self-sufficiency: child care, youth services, and elderly services.

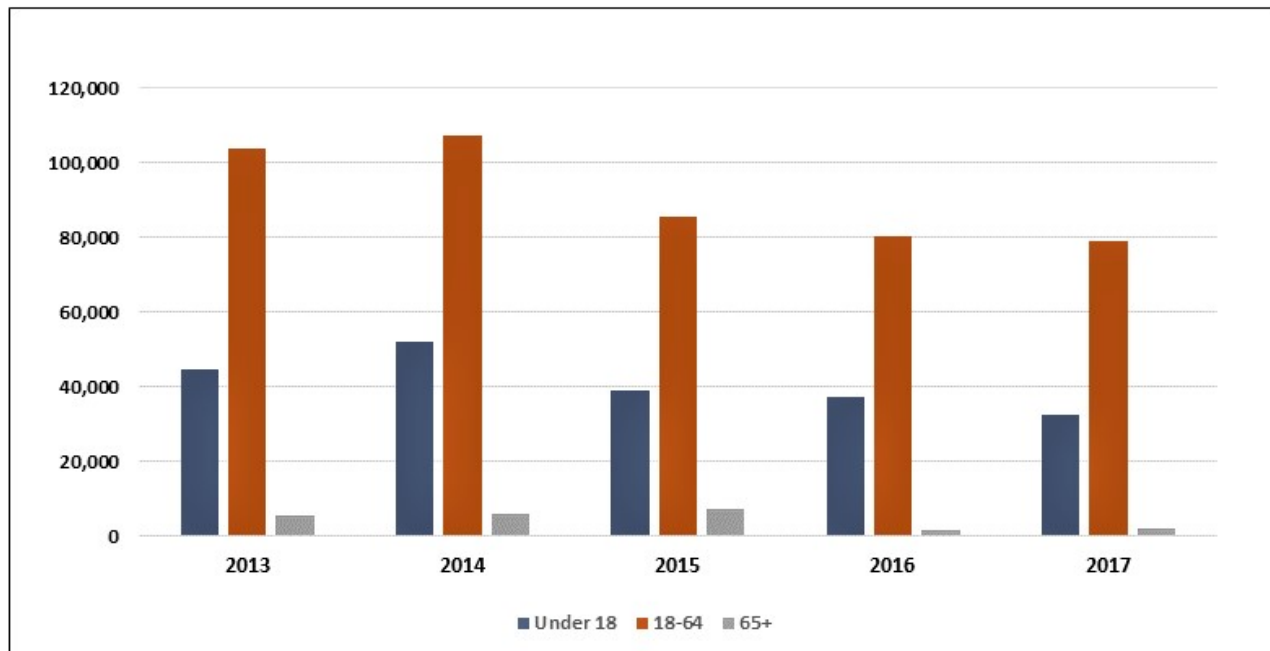
Support services for vulnerable populations continue to be a priority for the City. The Austin Public Health Department provides a wide range of supportive services, primarily funded by the City's general fund. In addition, this Consolidated Plan utilizes nearly 15% (the maximum amount of CDBG funding allowed) for public services to provide support services for these vulnerable populations.

Reduce concentration of poverty through geographic dispersion of affordable housing.

Through its Rental Housing Development Assistance program application and scoring process, the City will continue encourage affordable housing developments that build outside of predominantly low-income neighborhoods. This geographic dispersion allows for low-income households to locate near public amenities, employment opportunities, transportation options, and quality schools.

Wider Scale Collaboration

The City of Austin continues to strive toward wider-scale collaboration throughout the region. Data from the Brookings Institute has indicated Austin has the second fastest growing suburban poverty rate in the country. Households in outlying areas of the City and unincorporated areas do not have access to public services, which are largely concentrated within the urban core. This includes access to broadband/wireless services, which are becoming increasingly necessary for basic household operations, as well as for children to complete homework. These households are also highly auto dependent, which contributes to higher transportation costs--typically a household's second largest expense after housing. Service providers are also being faced with financial pressure as costs rise to maintain centralized locations.



Poverty Rate for Individuals in the City of Austin

Data Source: 2013-2017 ACS 1-Year Estimates

DRAFT

SP-80 Monitoring – 91.230

Describe the standards and procedures that the jurisdiction will use to monitor activities carried out in furtherance of the plan and will use to ensure long-term compliance with requirements of the programs involved, including minority business outreach and the comprehensive planning requirements

The goal of the City of Austin’s monitoring process is to assess subrecipient/contractor performance in the areas of program, financial and administrative compliance with applicable federal, state and municipal regulations, as well as current program guidelines such as affordability periods. The City of Austin’s monitoring plan consists of active contract monitoring and long-term monitoring for closed projects. For more information including a copy of the City of Austin's Monitoring Plan, please see *Appendix III*.

DRAFT

Expected Resources

AP-15 Expected Resources – 91.220(c)(1,2)

Introduction

In addition to HUD funding, the City of Austin allocates revenue to the Neighborhood Housing and Community Development (NHCD) Department for affordable housing and community development activities. HUD's guidance regarding the inclusion of non-federal funding sources in an Annual Action Plan is that non-federal sources are to be included if they are reasonably expected to be made available to address the needs outlined in the plan. The FY 2019-20 City of Austin budget is expected to be approved by Austin City Council in September 2019. See Exhibit 1 for a visual depiction of the federal and local allocation process.

This Action Plan is not intended to confer any legal rights or entitlements on any persons, groups, or entities, including those named as intended recipients of funds or as program beneficiaries. The terms of this Annual Action Plan are subject to amendment, and to the effect of applicable laws, regulations, and ordinances. Statements of numerical goals or outcomes are for the purpose of measuring the success of programs and policies, and do not impose a legal obligation on the City to achieve the intended results. Actual funding of particular programs and projects identified in this Plan are subject to completion of various further actions, some of which involve discretionary determinations by the City or others. These include HUD approval of this Plan; appropriations by the United States Congress and Austin City Council; reviews and determinations under environmental and related laws; and results of bidding and contracting processes.

Anticipated Resources

| Program | Source of Funds | Uses of Funds | Expected Amount Available Year 1 | | | | Expected Amount Available Remainder of ConPlan \$ | Narrative Description |
|---------|-----------------|------------------------------------------------------------------------------------------|----------------------------------|-------------------|------------------------|-------------|---------------------------------------------------|-------------------------------------------------------------------------------------------------------------------------------------------------|
| | | | Annual Allocation \$ | Program Income \$ | Prior Year Resources\$ | Total \$ | | |
| HOME | Federal | Acquisition Homebuyer Assistance Homeowner Rehab Multifamily Rental | \$3,031,606 | \$900,000 | \$0 | \$3,931,606 | \$13,102,829 | The three objectives of the HOME Program are to: expand the supply of decent, safe, sanitary, and affordable housing to very low and low-income |

| | | | | | | | | |
|-------|---------|------------------------------------------------------------------------------------------------------------------------------|-------------|----------|-----|-------------|--------------|-----------------------------------------------------------------------------------------------------------------------------------------------------------------------------------------------------------------------------------------------------------------------------------------------------------------------------------------------------------------------------------|
| | | New Construction Multifamily Rental Rehab New Construction for Ownership TBRA Admin and Planning | | | | | | individuals; mobilize and strengthen the ability of state and local governments to provide decent, safe, sanitary, and affordable housing to very low- and low-income individuals; and leverage private sector participation and expand the capacity of non-profit housing providers. |
| CDBG | Federal | Acquisition Admin and Planning Economic Development Housing Public Improvement Public Services | \$7,772,037 | \$60,000 | \$0 | \$7,832,037 | \$37,731,454 | The primary objective of CDBG is the development of viable communities by: providing decent housing; providing a suitable living environment; and expanding economic opportunities. Any activity funded by CDBG must meet one of three national objectives: benefit low- and moderate-income persons; aid in the prevention of slums or blight; or meet a particular urgent need. |
| HOPWA | Federal | Housing Case Management | \$1,659,729 | 0 | 0 | | \$ | The Housing Opportunity for |

| | | | | | | | | |
|-----|---------|---------------------------------------------------------------------------------------------------------------------------------------------------|-----------|---|---|-----------|-------------|---------------------------------------------------------------------------------------------------------------------------------------------------------------------------------------------------------------------------------------------------------------------------------------------------------------------------------------------------------------|
| | | Permanent Housing Placement Short Term Supportive or Transitional Housing STRMU Supportive Services TBRA Admin | | | | | | Persons with AIDS (HOPWA) program was established by HUD to address the specific needs of low-income persons living with HIV/AIDS and their families. HOPWA makes grants to local communities, states, and nonprofit organizations. HOPWA funds provide housing assistance and related supportive services in partnership with communities and neighborhoods. |
| ESG | Federal | Emergency Shelter Rapid Rehousing (with Rental Assistance) HMIS Admin | \$669,980 | 0 | 0 | \$669,980 | \$3,349,900 | The Emergency Solutions Grants (ESG) program is designed to be the first step in a continuum of assistance to help clients quickly regain stability in permanent housing after experiencing a housing crisis and/or homelessness. |

| | | | | | | | | |
|-------|----------------|--------------------------------|--------------|---|---|--|---------------|-----------------------------------------------------------------------------------------------------------------------------------------------------------------------------------------------------------------------------------------------------------------------------------------------------------------------------------------------------------------|
| Other | Public - local | Land Acquisition | \$59,000,000 | 0 | 0 | | \$250,000,000 | In 2018, voters approved the City's proposition for \$250 million in general obligation bonds for affordable housing. These funds will be utilized for constructing, renovating, improving and equipping housing for low-income persons and families; acquiring land interest in land and property necessary to do so; and funding affordable housing programs. |
| | | Housing Development Assistance | | | | | | |
| | | Homeowner Rehab | | | | | | |
| | | Housing | | | | | | |
| | | New construction for Ownership | | | | | | |

Table 59 - Expected Resources – Priority Table

Explain how federal funds will leverage those additional resources (private, state and local funds), including a description of how matching requirements will be satisfied

The City of Austin will satisfy its matching requirements for HOME and CDBG funding through General Obligation (G.O.) Bond Funding and Capital Improvement Program (CIP) Funds. Austin Public Health matches the ESG funding dollar for dollar, with general fund dollars that are allocated to homeless services provided to subrecipients.

If appropriate, describe publicly owned land or property located within the jurisdiction that may be used to address the needs identified in the plan

There are several publicly owned parcels that may be utilized to address the needs identified in the FY 2019-20 Action Plan:

- 208.16 Acres on Loyola Lane (Colony Park) - Site of the HUD Community Challenge Planning Grant. The site has been master planned and zoned as a Planned Unit Development. The City is in negotiations with the selected developer to enter into a formal Master Development Agreement for the development of the site. The site will include long-term affordability on a minimum of 20% of the total residential units constructed.

- 5.15 Acres on Tillery Street and Henninger Street - this property will be developed through a Request for Proposal process and will include long-term affordability.
- 6 Acres on Levander Loop/Gardner Road - this property will be developed through a Request for Proposal process and will include long-term affordability.
- 1.3 Acres at Doris Drive and Hathaway Drive - this property was purchased from Austin Independent School District and is currently in design. The property will include 4 single-family homes to be sold to households at 80% or below median family income as part of AHFC's community land trust. The development will also include 2 duplex units that will be offered for rent to households at 50% or below median family income.
- 8.92 acres at Tannehill Lane and Jackie Robinson Street - this property was purchased from Austin Independent School District and will be developed through a Request for Proposal process and will include long-term affordability.

Discussion

See above

DRAFT

Annual Goals and Objectives

AP-20 Annual Goals and Objectives

Goals Summary Information

| # | Goal Name | Start Year | End Year | Category | Geographic Area | Needs Addressed | Funding | Goal Outcome Indicator |
|---|--------------------------|------------|----------|--------------------------|-------------------------------|-----------------|------------------------------------------------------------------|----------------------------------------------------------------------------------------------------------------------------------------------------------------------------------------------------------------------------------------------------------------------------------------------|
| 1 | Homeless Assistance | 2019 | 2020 | Homeless | Throughout the City of Austin | Homeless | ESG: \$669,980 Home: \$1,173,954 CDBG: \$1,804,669 | Rapid Rehousing: 118 Households Assisted Homeless Person Overnight Shelter: 1,200 Persons Assisted TBRA/Rapid Rehousing: 68 Households Assisted Public Facility: 0 |
| 2 | Special Needs Assistance | 2019 | 2020 | Special Needs Assistance | Throughout the City of Austin | Special Needs | HOPWA: \$1,659,729 CDBG: \$783,759 | Homelessness Prevention: Persons Assisted Tenant Based Rental Assistance/Rapid Rehousing: Persons Assisted Other (Short-Term Supported Housing and Transitional Housing): Households Assisted Public service activities other than |

| | | | | | | | | |
|----------|--------------------------------|------|------|-----------------------------|-------------------------------|--------------------------------|---------------------------------------------------------------------------------------|-----------------------------------------------------------------------------------------------------------------------------------------------------------------------------|
| | | | | | | | | Low/Moderate Income Housing Benefit: 493 Persons Assisted |
| 3 | Renter Assistance | 2019 | 2020 | Affordable Housing | Throughout the City of Austin | Renter Assistance | CDBG: \$469,202 | Rental units rehabilitated: 7 Household Housing Unit Public service activities other than Low/Moderate Income Housing Benefit: 527 Persons Assisted |
| 4 | Homebuyer Assistance | 2019 | 2020 | Affordable Housing | Throughout the City of Austin | Homebuyer Assistance | HOME: \$1,349,750 | Direct Financial Assistance to Homebuyers: 25 Households Assisted |
| 5 | Homeowner Assistance | 2019 | 2020 | Affordable Housing | Throughout the City of Austin | Homeowner Assistance | CDBG: \$3,050,000 HOME: \$200,000 General Obligation Bonds: \$5,000,000 | Homeowner Housing Rehabilitated (federal): 289 Household Housing Unit |
| 6 | Housing Development Assistance | 2019 | 2020 | Affordable Housing Homeless | Throughout the City of Austin | Housing Development Assistance | CDBG: \$55,000 HOME: \$672,923 | Rental units constructed (federal): 38 Household Housing Unit Homeowner Housing Added (federal): 16 |

| | | | | | | | | |
|----------|-------------------------------------------------|------|------|-------------------------------------------------|-------------------------------------|---------------------------------------------------------------------------------------------------|-----------------------------------------------------------------------------------------|---------------------------------------------------------------------------------------------------------------------------------------------------------------------------------------------------------------|
| | | | | | | | General Obligation Bonds: \$54,000,000 | Household Housing Unit Other (Acquisition) (federal): Other (CHDO): 7 Other |
| 7 | Other Community Development Assistance | 2019 | 2020 | Other Community Development Assistance | Throughout the City of Austin | Non-profit capacity building Organizations Assisted Businesses Assisted | HOME: \$150,000 CDBG: \$240,000 Section 108: \$1,000,000, 000 | Jobs created/retained (federal): 29 Businesses assisted (federal): 4 Other (Organizations Assisted) (federal): 2 Other (CHDO): 2 |

Table 60 – Goals Summary

Goal Descriptions

| | | |
|---|------------------|-------------------------------------------------------------------------------------------------------------------------------------------------------------------------------------------------------------------------------------------------------------------------------------------------------------------------------------------------------------------------------------------------------------------------------------------------------------------------------------------------------------------------------------------------------------------------------|
| 1 | Goal Name | Homeless Assistance |
| | Goal Description | Persons experiencing homelessness are Austin’s most vulnerable population, and therefore are a high priority for the Consolidated Plan. This decision was made based on feedback from the public process, including stakeholder input from homeless needs providers, public hearings, and the Consolidated Plan survey. Homeless Assistance provides services to persons experiencing homelessness, persons living with HIV/AIDS, victims of domestic violence, persons experiencing mental illness, unaccompanied youth, persons with chronic substance abuse, and veterans. |
| 2 | Goal Name | Special Needs Assistance |
| | Goal Description | Special Needs activities will assist low- to moderate-income Austinites by providing mental health services for at-risk youth, childcare services and services to seniors. This decision was made based on feedback from the public process, including stakeholder input from homeless and special needs providers, public hearings, and the Consolidated Plan survey. |
| 3 | Goal Name | Renter Assistance |
| | Goal Description | The City of Austin’s update of the 2019 Comprehensive Housing Market Analysis identifies the need for affordable rental housing in Austin. This analysis was echoed in every aspect of the public input process from service providers, government partners, policy makers, and community members. Renter Assistance, therefore, is a high priority for the City. Renter Assistance activities will provide: assistance that can make rent more affordable; tenants’ rights services; and financial assistance for necessary rehabilitation to make rental units accessible. |
| 4 | Goal Name | Homebuyer Assistance |
| | Goal Description | The City identified assistance to homebuyers as a high priority in the Consolidated Plan. The 2019 Housing Market Analysis illustrates the difficulty for low- to moderate-income households to transition from renting to buying a home with the rising real estate market in Austin. Homebuyer Assistance provides counseling to renters wishing to become homebuyers. This category includes the Down Payment Assistance program, which offers loans to qualifying low- and moderate-income homebuyers to help them buy their first home. |
| 5 | Goal Name | Homeowner Assistance |
| | Goal Description | Homeowner Assistance is designed to: preserve the safety and livability of the housing of low-income homeowners, allowing owners to stay in their homes; improve the City’s aging housing stock; and repair homes for existing homeowners. These activities were identified as high priorities by stakeholders |

| | | |
|---|------------------|-----------------------------------------------------------------------------------------------------------------------------------------------------------------------------------------------------------------------------------------------------------------------------------------------------------------------------------------------------------------------------------------------------------------------------------------------------------------------------------------------------------------------------------------------------|
| | | and community members. Overall, Homeowner Assistance is a high priority in the Consolidated Plan. |
| 6 | Goal Name | Housing Development Assistance |
| | Goal Description | The need for affordable housing for low- to moderate-income renters, including special needs populations, and homebuyers, was reflected in the 2019 Housing Market Analysis and public input received from the community. The City's main tool to create affordable housing is through financing to nonprofit and for-profit developers. In addition, the City encourages the development of affordable housing through developer incentives. The City has established Housing Development Assistance as a high priority for the Consolidated Plan. |
| 7 | Goal Name | Other Community Development Assistance |
| | Goal Description | Other Community Development Assistance includes activities that provide capacity-building for non-profit organizations that are focused on affordable housing development and workforce development, as well as support for small business development. |

Projects

AP-35 Projects – 91.220(d)

Introduction

The City of Austin's planned projects are based on the City's assessment of community needs as identified in this Consolidated Plan, in related plans and policy documents evaluated, and on the ability of funds identified in the Consolidated Plan to be leveraged or combined with other funds to meet the identified needs.

To the greatest extent possible, targeted funds will be used, while resources with more discretionary purposes will be used to address needs and activities without their own targeted funds. For instance, while the development of affordable housing is a critical issue for Austin, not all Consolidated Plan funds will be used for the creation or preservation of affordable housing.

CDBG funds will therefore be used to address this need since its relative flexibility makes its use in other program areas more valuable.

Additionally, in 2018-19 Austin Public Health competed the shelter agreement for the Austin Resource Center for the Homeless (ARCH) and is working with National Alliance to End Homelessness (NAEH) to redesign the shelter programs. This shift will result in a reduction of shelter beds from 160 to 130; Day Resource Center services will only be available to shelter clients, while housing-focused case management will be made available to all shelter clients. These changes came after an in-depth, year-long community input and consultation process. The City will require a high level of data quality, increased outcomes for persons exiting to permanent housing, and a shortened length of stay. NAEH is contracting with OrgCode Consulting to work with the shelter administrator to address shelter client workflow, data quality, staffing changes, and housing case management for all shelter clients, and to ensure that all client services are housing-focused with a rapid exit from shelter.

In accordance with the Federal Register Notice dated March 7, 2006, outcome measures are established for each activity as follows:

Objectives

1. Create Suitable Living Environment
2. Provide Decent Affordable Housing
3. Create Economic Opportunities

Outcomes

1. Availability/Accessibility
2. Affordability
3. Sustainability

The City of Austin plans to undertake the following projects throughout FY 2019-20:

| # | Project Name |
|----|---------------------------------------------------------|
| 1 | Child Care Services |
| 2 | Senior Services |
| 3 | Mental Health Services |
| 4 | ESG: Shelter, Rapid Re-housing, HMIS and Administration |
| 5 | HOPWA: AIDS Services of Austin |
| 6 | HOPWA: Project Transitions |
| 7 | HOPWA: Administration |
| 8 | Tenant-Based Rental Assistance-Homeless Assistance |
| 9 | Tenant-Based Rental Assistance |
| 10 | Public Facilities |
| 11 | Architectural Barrier Removal (ABR) - Renter |
| 12 | Tenants' Rights Assistance |
| 13 | Down Payment Assistance (DPA) |
| 14 | Architectural Barrier Removal (ABR) Program - Owner |
| 15 | Minor Home Repair Program |
| 16 | Homeowner Rehabilitation Loan Program (HRLP) |
| 17 | GO Repair! Program |
| 18 | Rental Housing Development Assistance (RHDA) |
| 19 | Ownership Housing Development Assistance (OHDA) |
| 20 | CHDO Operating Expense Grants |
| 21 | Community Development Bank |
| 22 | Family Business Loan Program (FBLP) |
| 23 | CDBG Administration |
| 24 | HOME Administration |

Table 61 – Project Information

Describe the reasons for allocation priorities and any obstacles to addressing underserved needs

Allocation priorities are based on feedback received during the community needs assessment period, the 2019 Housing Market Analysis, and guidance from City Council. The top affordable housing and community development priorities identified by the community via the Consolidated Plan survey were: availability of affordable housing, services to prevent homelessness, job training and/or job opportunities, mental health and counseling, and affordable childcare. These priorities identified by the community echo the top housing needs identified in the 2019 Housing Market Analysis. See *Appendix I* for a summary of the public comments received.

DRAFT

AP-38 Project Summary

Project Summary Information

| | | |
|---|------------------------------------------------------------------------------------------------|--------------------------------------------------------------------------------------------------------------------------------------------------------------------------------------------------------------------------------------------------------------------------------------------------------------------------------------------------------------------------------------------------------------------------------------------------------|
| 1 | Project Name | Child Care Services |
| | Target Area | Throughout the City of Austin |
| | Goals Supported | Special Needs |
| | Needs Addressed | Special Needs |
| | Funding | CDBG: \$474,561 |
| | Description | The City of Austin contracts with childcare providers for services that increase the supply of quality childcare, and with a social service agency that provides a childcare voucher service for families in crisis such as homelessness. The programs provide services to children (ages: 0-13 years) from low-income families with gross incomes less than 200% of Federal Poverty Guidelines who reside within the Austin City limits. |
| | Target Date | 9/30/2020 |
| | Estimate the number and type of families that will benefit from the proposed activities | Public service activities other than Low/Moderate Income Housing Benefit: 179 Persons Assisted |
| | Location Description | Throughout the City of Austin |
| 2 | Planned Activities | Child Care Services will increase the supply of childcare for low-income families. Social service contracts through APH will provide: 1) childcare vouchers for families in crisis, including homeless and near homeless families, and parents enrolled in self-sufficiency programs; 2) direct childcare services for teen parents who are attending school; and 3) direct childcare services through the Early Head Start child development program. |
| | Project Name | Senior Services |
| | Target Area | Throughout the City of Austin |
| | Goals Supported | Special Needs |
| | Needs Addressed | Special Needs |
| | Funding | CDBG: \$122,691 |
| | Description | The City of Austin contracts with a sub-recipient to provide bill payer services that help prevent and protect seniors from becoming victims of abuse, neglect, or financial exploitation. Persons must meet income, age, and residential eligibility requirements. |
| | Target Date | 9/30/2020 |

| | | |
|---|------------------------------------------------------------------------------------------------|--------------------------------------------------------------------------------------------------------------------------------------------------------------------------------------------------------------------------------------------------------------------------------------------------------------------------------------------------------------------------------------------------------------------------------------------------------------------------------------------------------------------------------------|
| | Estimate the number and type of families that will benefit from the proposed activities | Public service activities other than Low/Moderate Income Housing Benefit: 155 Persons Assisted |
| | Location Description | Throughout the City of Austin |
| | Planned Activities | Senior Services will provide legal protection for low-income seniors who are at risk of abusive, neglectful, or financially exploitative situations. |
| 3 | Project Name | Mental Health Services |
| | Target Area | Throughout the City of Austin |
| | Goals Supported | Special Needs |
| | Needs Addressed | Special Needs |
| | Funding | CDBG: \$186,507 |
| | Description | The Mental Health Services program provides access to holistic, wraparound services and support to youth designated as at-risk, and their families. The program's three components provide different levels of intervention: school-based intensive wraparound services, community-based wraparound services, and summer camps. The program, in partnership with the youth and their families, addresses the needs and challenges of each youth's situation to improve his or her functioning in school, the community, and at home. |
| | Target Date | 9/30/2020 |
| | Estimate the number and type of families that will benefit from the proposed activities | Public service activities other than Low/Moderate Income Housing Benefit: 159 Persons Assisted |
| | Location Description | Throughout the City of Austin |
| | Planned Activities | |
| 4 | Project Name | ESG: 1) Rapid Rehousing Relocation & Stabilization Services; 2) ARCH Shelter Operations & Maintenance; 3) HMIS; and 4) ESG Administration |
| | Target Area | Throughout the City of Austin |
| | Goals Supported | Homeless |
| | Needs Addressed | Homeless |
| | Funding | Emergency Solutions Grant: \$669,980 |
| | Description | ARCH Shelter Operating and Maintenance: APH contracts with a private nonprofit organization to operate the Austin Resource Center for the |

| | | |
|---|------------------------------------------------------------------------------------------------|----------------------------------------------------------------------------------------------------------------------------------------------------------------------------------------------------------------------------------------------------------------------------------------------------------------------------------------------------------------------------------------------------------------------------------------------------------------------------------------------------------------------------------------------------------------------------------------------------------------------------------------------------------------------------------------------------------------------------------------------------------------------------------------------------------------------------------------------------------------------------------------------------------------------------------------------------------------------------------------------------------------------------------------------------------------------------------------------------------------------------------------------------------------------------------------------------------------------------------------------------------------------------------------------------------------|
| | | <p>Homeless (ARCH.) All clients served in the ARCH FY 2019-20 Action Plan have low- to moderate-incomes and are at or below 50% of MFI. Emergency Solutions Grant (ESG) funds are used to provide maintenance and operations for this program. In 2018-19 APH competed the ARCH shelter agreement and is working with National Alliance to End Homelessness to redesign the shelter programs, which will result in reduction of shelter beds from 160 to 130. Also, the Day Resource Center services will only be available to shelter clients. The ARCH provides emergency shelter, case management, and day resource services to homeless adult males. In addition, ARCH also houses a Health Clinic through CommUnity Care. Rapid Rehousing programs: There are three ESG-funded Rapid Rehousing programs connecting homeless individuals referred through Coordinated Entry system with safe and stable housing: 1) Communicable Disease Unit of Austin Public Health (targeted to homeless persons with HIV/AIDS); 2) Downtown Austin Community Court; and 3) Front Steps. HMIS funding will support HMIS licenses at all three ESG-funded programs: Communicable Disease Unit, Downtown Austin Community Court and Front Steps. This project also includes funding for administration.</p> |
| | Target Date | 9/30/2020 |
| | Estimate the number and type of families that will benefit from the proposed activities | <p>Homeless Person Overnight Shelter: 1,200 Persons Assisted</p> <p>Tenant-based rental assistance/Rapid Re-housing: 118 Households Assisted</p> |
| | Location Description | Throughout the City of Austin |
| | Planned Activities | <p>ARCH Shelter Operating and Maintenance: The ARCH will serve individuals with its Night Sleeping and Day Resource Program. All clients will be entered into the Homeless Management Information Systems database.</p> <p>The Rapid Re-Housing program provides housing location, housing stability case management and direct financial assistance to rapidly re-house homeless persons who are receiving services from ESG-funded programs at the Communicable Disease Unit, Austin Resource Center for the Homeless and Downtown Austin Community Court.</p> <p>HMIS funding will support 42 HMIS licenses at all three ESG-funded programs: Communicable Disease Unit, Downtown Austin Community Court and Front Steps ARCH.</p> <p>Administration all of the above.</p> |
| 5 | Project Name | AIDS Services of Austin |
| | Target Area | Throughout the City of Austin |
| | Goals Supported | Special Needs |

| | | |
|---|------------------------------------------------------------------------------------------------|--------------------------------------------------------------------------------------------------------------------------------------------------------------------------------------------------------------------------------------------------------------------------------------------------------------------------------------------------------------------------------------------------------------------------------------------------|
| | Needs Addressed | Special Needs |
| | Funding | HOPWA: \$ |
| | Description | The City of Austin contracts with AIDS Services of Austin to deliver services for the HOPWA program. The goal of the HOPWA program is to prevent homelessness and to support independent living of persons living with HIV/AIDS. AIDS Services of Austin works with a collaborative of housing and HIV/AIDS service providers to achieve this goal. |
| | Target Date | 9/30/2020 |
| | Estimate the number and type of families that will benefit from the proposed activities | Public Service Activities other than Low/Moderate Income Housing Benefit (Permanent Housing Placement): 35 Persons Assisted Public Service Activities other than Low/Moderate Income Housing Benefit (Housing Case Management): 65 Persons Assisted Tenant Based Rental Assistance/Rapid Rehousing: 65 Households Assisted Homelessness Prevention: 90 Persons Assisted Other (Short-Term Supported Housing): 71 Households Assisted |
| | Location Description | Throughout the City of Austin |
| | Planned Activities | AIDS Services of Austin will provide Housing Case Management, Tenant Based Rental Assistance, Permanent Housing Placement Services, Short-Term Supported Housing, and Short-Term Rent, Mortgage and Utility Assistance. |
| 6 | Project Name | Project Transitions |
| | Target Area | Throughout the City of Austin |
| | Goals Supported | Special Needs |
| | Needs Addressed | Special Needs |
| | Funding | HOPWA: \$ |
| | Description | The City of Austin contracts with Project Transitions to deliver services for the HOPWA program. The goal of the HOPWA program is to prevent homelessness and to support independent living of persons living with HIV/AIDS. Project Transitions has 30 apartments located in two agency-owned facilities and other apartments are leased throughout the community. |
| | Target Date | 9/30/2020 |
| | Estimate the number and type of families that will benefit from the proposed activities | Tenant Based Rental Assistance: 7 Households Assisted Other (Transitional Housing): 65 Households Assisted Public Service Activities other than Low/Moderate Income Housing Benefit (Supportive Services): 65 Persons Assisted |

| | | |
|---|------------------------------------------------------------------------------------------------|----------------------------------------------------------------------------------------------------------------------------------------------------------------------------------------------------------------------------------------------------------------------------------------------------------------------------------------------------------------------------------------------------------------------------------------------------------------------------------------------------------------------------------------------------------------------------------------------------------------------------------------------------------------------------|
| | Location Description | Throughout the City of Austin |
| | Planned Activities | Project Transitions will provide Tenant Based Rental Assistance, Transitional Housing, and Supportive Services. |
| 7 | Project Name | HOPWA Administration |
| | Target Area | Throughout the City of Austin |
| | Goals Supported | Special Needs |
| | Needs Addressed | Special Needs |
| | Funding | HOPWA: \$49,791 |
| | Description | Funds provide administrative costs for program |
| | Target Date | 9/30/2020 |
| | Estimate the number and type of families that will benefit from the proposed activities | N/A- Administration |
| | Location Description | Throughout the City of Austin |
| | Planned Activities | Administration of federal programs |
| 8 | Project Name | Tenant-Based Rental Assistance-Homeless Assistance |
| | Target Area | Throughout the City of Austin |
| | Goals Supported | Renter Assistance |
| | Needs Addressed | Renter Assistance |
| | Funding | HOME: \$626,954 |
| | Description | The Tenant-Based Rental Assistance (TBRA) program provides rental-housing subsidies and security deposits to eligible individuals and families experiencing homelessness. NHCD worked with ECHO (Continuum of Care for the City of Austin) to create a TBRA program that will serve individuals and families who have been identified through the CoC process and are part of the HMIS system. These individuals and families have been screened for eligibility and are prioritized based on vulnerability. HACA will administer the TBRA program. ECHO will identify the clients through the CoC/HMIS system. NHCD will provide the rental housing subsidy through TBRA. |
| | Target Date | 9/30/2020 |
| | Estimate the number and type of families | Tenant-based rental assistance/Rapid Rehousing: 68 Households Assisted |

| | | |
|----|------------------------------------------------------------------------------------------------|------------------------------------------------------------------------------------------------------------------------------------------------------------------------------------------------------------------------------------------------------------------------------------------------------|
| | that will benefit from the proposed activities | |
| | Location Description | Throughout the City of Austin |
| | Planned Activities | The Austin Housing Finance Corporation (AHFC) will oversee the TBRA program and will contract with The Housing Authority of the City of Austin (HACA) to administer the program. |
| 9 | Project Name | Tenant-Based Rental Assistance |
| | Target Area | Throughout the City of Austin |
| | Goals Supported | Renter Assistance |
| | Needs Addressed | Renter Assistance |
| | Funding | HOME: \$547,000 |
| | Description | The Tenant-Based Rental Assistance (TBRA) program provides rental-housing subsidies and security deposits to eligible case-managed families working toward self-sufficiency. The City funds the TBRA program due to the lack of affordable rental housing identified in the Housing Market Analysis. |
| | Target Date | 9/30/2020 |
| | Estimate the number and type of families that will benefit from the proposed activities | Tenant-based rental assistance/Rapid Rehousing: 68 Households Assisted |
| | Location Description | Throughout the City of Austin |
| | Planned Activities | The Austin Housing Finance Corporation (AHFC) will oversee the TBRA program and contracts with The Housing Authority of the City of Austin (HACA) and the Salvation Army to administer program services. |
| 10 | Project Name | Public Facilities |
| | Target Area | Throughout the City of Austin |
| | Goals Supported | Homeless Assistance |
| | Needs Addressed | Homeless Assistance |
| | Funding | CDBG: \$1,808,234 |
| | Description | |
| | Target Date | 9/30/2020 |

| | | |
|----|------------------------------------------------------------------------------------------------|--------------------------------------------------------------------------------------------------------------------------------------------------------------------------------------------------------------------------------------------------------------------------------------------------------------------------------------------------------------------------------------------------------|
| | Estimate the number and type of families that will benefit from the proposed activities | <p>1. Public facility or infrastructure activities other than low/moderate-income housing benefit</p> <p>2. Public facility or infrastructure activities for low/moderate-income housing benefit</p> |
| | Location Description | Throughout the City of Austin |
| | Planned Activities | |
| 11 | Project Name | Architectural Barrier Removal (ABR) - Renter |
| | Target Area | Throughout the City of Austin |
| | Goals Supported | Renter Assistance |
| | Needs Addressed | Renter Assistance |
| | Funding | CDBG: \$185,000 |
| | Description | The Architectural Barrier Removal (ABR) program for renters - The ABR program for renters modifies or retrofits the living quarters of eligible, low-income elderly and disabled renters. ABR increases the accessibility of the residences through the removal of architectural barriers in their homes. ABR modifications will allow clients to remain in their homes and increase self-sufficiency. |
| | Target Date | 9/30/2020 |
| | Estimate the number and type of families that will benefit from the proposed activities | Rental units rehabilitated: 7 Household Units |
| | Location Description | Throughout the City of Austin |
| | Planned Activities | The ABR program for rentals - Physical improvements in rental housing units that are limited to those improvements designed to remove the material and architectural barriers that restrict mobility and accessibility and are considered to be part of the structure and permanently fixed such as wheelchair ramps, handrails and more. |
| 12 | Project Name | Tenants' Rights Assistance |
| | Target Area | Throughout the City of Austin |
| | Goals Supported | Renter Assistance |
| | Needs Addressed | Renter Assistance |
| | Funding | CDBG: \$284,202 |

| | | |
|----|------------------------------------------------------------------------------------------------|--------------------------------------------------------------------------------------------------------------------------------------------------------------------------------------------------------------------------------------------------------------------------------------------------------------------------------------------------------------------------------------------------------------------------------------------------------------------------------------------------------------------------------------------------------------------------------------------------------------------------------------------------------------------------------------------------------------------------------------------------------------------------------------------------------------------------|
| | Description | Tenants' Rights Assistance provides services to tenants residing in Austin City limits. Objectives of this program include: 1) facilitate mediation services between landlords and low- to moderate-income tenants to complete health and safety related repairs in rental units, which will help maintain reasonable habitability standards; 2) provide direct counseling and technical assistance to low-income renters regarding tenant/landlord issues; 3) provide public education and information through workshops and public forums on landlord/tenant relationships and educate renters on their rights as well as their responsibilities under the law; and 4) identify fair housing complaints that can be investigated and may assist in resolving, reducing or minimizing discriminatory housing practices. |
| | Target Date | 9/30/2020 |
| | Estimate the number and type of families that will benefit from the proposed activities | Public service activities other than Low/Moderate Income Housing Benefit: 527 Persons Assisted |
| | Location Description | Throughout the City of Austin |
| | Planned Activities | This program will provide mediation, counseling, public information, and assistance to help the community identify fair housing complaints. The program will also further fair housing in the elimination of discrimination, including the present effects of past discrimination, and the elimination of de facto residential segregation. |
| 13 | Project Name | Down Payment Assistance (DPA) |
| | Target Area | Throughout the City of Austin |
| | Goals Supported | Homebuyer Assistance |
| | Needs Addressed | Homebuyer Assistance |
| | Funding | HOME: \$1,349,750 |
| | Description | The purpose of the Down Payment Assistance (DPA) Program is to assist low- and moderate-income first-time homebuyers by providing down payment and closing cost assistance to purchase a home. The program increases housing opportunities to eligible households. Eligible income is at or below 80% of MFI. |
| | Target Date | 9/30/2020 |
| | Estimate the number and type of families | Direct Financial Assistance to Homebuyers: 25 Households Assisted |

| | | |
|----|------------------------------------------------------------------------------------------------|-------------------------------------------------------------------------------------------------------------------------------------------------------------------------------------------------------------------------------------------------------------------------------------------------------------------------------------------------------------------------------------------------------------------------------------------------------------------------------------------------------------------------------------------------------------------------------------------------------------------------------------------------------------------------------------------|
| | that will benefit from the proposed activities | |
| | Location Description | Throughout the City of Austin |
| | Planned Activities | The DPA Program provides a Standard DPA in the form of a 0% interest, deferred-forgivable loan in an amount no less than \$1,000 and up to a maximum amount of \$14,999, with a minimum affordability period of five years. Shared Equity DPA provides assistance no less than \$15,000 and up to a maximum amount of \$40,000, with a minimum affordability period of 10 years. The shared-equity portion of the loan will be forgiven at 10 years, and the borrower will still be responsible for paying the original assistance amount. A lien will be placed on the property. For shared equity, there will be a shared equity, purchase option and right of first refusal component. |
| 14 | Project Name | Architectural Barrier Removal (ABR) Program - Owner |
| | Target Area | Throughout the City of Austin |
| | Goals Supported | Homeowner Assistance |
| | Needs Addressed | Homeowner Assistance |
| | Funding | CDBG: \$1,510,000 |
| | Description | The Architectural Barrier Removal (ABR) program for owners - Owner modifies or retrofits the living quarters of eligible, low-income elderly and disabled homeowners. The program increases the accessibility of the residences through the removal of architectural barriers in their homes. The results of the program will allow clients to remain in their homes and increase self-sufficiency. No more than \$15,000 per home per year can be provided to a single home through the Program. Eligible income is at or below 80% of MFI. |
| | Target Date | 9/30/2020 |
| | Estimate the number and type of families that will benefit from the proposed activities | Homeowner Housing Rehabilitated: 80 Household Housing Unit |
| | Location Description | Throughout the City of Austin |
| | Planned Activities | The ABR Program - Owner will install physical improvements in housing units that are limited to those improvements designed to remove the material and architectural barriers that restrict mobility and accessibility and are |

| | | |
|----|------------------------------------------------------------------------------------------------|---------------------------------------------------------------------------------------------------------------------------------------------------------------------------------------------------------------------------------------------------------------------------------------------------------------------------------------------------------------------------------------------------------------------------------------------|
| | | considered to be part of the structure and permanently fixed such as wheelchair ramps, handrails and more. |
| 15 | Project Name | Minor Home Repair |
| | Target Area | Throughout the City of Austin |
| | Goals Supported | Homeowner Assistance |
| | Needs Addressed | Homeowner Assistance |
| | Funding | CDBG: \$900,000 |
| | Description | The Minor Home Repair Program makes repairs to alleviate life-threatening living conditions and health and safety hazards for low- to moderate-income homeowners. Households residing in Austin City limits and earning incomes at or below 80% of MFI are eligible. Eligible households can receive up to \$5,000 for home repairs per year. |
| | Target Date | 9/30/2020 |
| | Estimate the number and type of families that will benefit from the proposed activities | Homeowner Housing Rehabilitated: 200 Household Housing Unit |
| | Location Description | Throughout the City of Austin |
| 16 | Planned Activities | The program provides minor home rehabilitation activities related to maintain a healthy, safe, and affordable and sustainable housing stock for low- to moderate-income homeowners. Eligible program services include electrical, plumbing, roof, heating/cooling systems, structural carpentry, and other interior and exterior minor home repairs. |
| | Project Name | Homeowner Rehabilitation Loan Program (HRLP) |
| | Target Area | Throughout the City of Austin |
| | Goals Supported | Homeowner Assistance |
| | Needs Addressed | Homeowner Assistance |
| | Funding | CDBG: \$640,000 HOME: \$200,000 |
| | Description | The purpose of the Homeowner Rehabilitation Loan Program (HRLP) is to assist low- and moderate-income homeowners bring their homes up to building code standards with repairs to the foundation, roof, plumbing, HVAC system, electrical system, and other major interior and exterior repairs. The property must be located within the City limits of Austin. The program provides financial assistance to address the substandard housing |

| | | |
|----|------------------------------------------------------------------------------------------------|-------------------------------------------------------------------------------------------------------------------------------------------------------------------------------------------------------------------------------------------------------------------------------------------------------------------------------------------------------------------------------------------------------------------------------------------------------------------------------------------------------------------------------------------------------------------------------------------------------------------------------------------------------|
| | | conditions that exist on a homeowner's property. The result is that decent, safe and sanitary housing is restored. Eligible income is at or below 80% of MFI. |
| | Target Date | 9/30/2020 |
| | Estimate the number and type of families that will benefit from the proposed activities | Homeowner Housing Rehabilitated: 9 Household Housing Unit |
| | Location Description | Throughout the City of Austin |
| | Planned Activities | The HRLP provides assistance in the form of a 0% interest, deferred-forgivable loan, in an amount not less than \$5,000 and up to a maximum amount of \$75,000 for rehabilitation and \$100,000, for historical. If it is determined that it is economically infeasible to rehabilitate a property, reconstruction is necessary. For reconstruction, assistance is provided up to a maximum amount of \$130,000 or 125% loan-to-value based on the after-reconstruction appraised market value. Liens will be placed on properties assisted. For reconstruction, there will be a shared equity, purchase option and right of first refusal component. |
| 17 | Project Name | GO Repair! Program |
| | Target Area | Throughout the City of Austin |
| | Goals Supported | Homeowner Assistance |
| | Needs Addressed | Homeowner Assistance |
| | Funding | General Obligation Bonds: \$5,000,000 |
| | Description | The GO Repair! Program addresses substandard housing conditions for low- and moderate-income homeowners residing in Austin City limits. The program provides financial assistance to make repairs that will eliminate health and safety hazards and/or provide improved accessibility. |
| | Target Date | 9/30/2020 |
| | Estimate the number and type of families that will benefit from the proposed activities | N/A- fund source is local |
| | Location Description | Throughout the City of Austin |

| | | |
|----|------------------------------------------------------------------------------------------------|----------------------------------------------------------------------------------------------------------------------------------------------------------------------------------------------------------------------------------------------------------------------------------------------------------------------------------------------------------------------------------------------------------------------------------------------------------------------------------------------------|
| | Planned Activities | The program will provide up to \$15,000 per home for repairs |
| 18 | Project Name | Rental Housing Development Assistance (RHDA) |
| | Target Area | Throughout the City of Austin |
| | Goals Supported | Housing Development Assistance |
| | Needs Addressed | Housing Development Assistance |
| | Funding | CDBG: \$0 HOME: \$445,553 General Obligation Bonds: \$18,000,000 |
| | Description | The Rental Housing Development Assistance (RHDA) program provides opportunities to create and retain affordable rental units for low- and moderate-income households and low-income persons with special needs. RHDA provides below-market-rate financing to non-profit and for-profit developers for the acquisition, new construction, or rehabilitation of affordable rental housing. RHDA serves households at or below 50% of MFI with a target of serving households at or below 30% of MFI. |
| | Target Date | 9/30/2020 |
| | Estimate the number and type of families that will benefit from the proposed activities | Rental units constructed: 38 Housing Units with federal funds |
| | Location Description | Throughout the City of Austin |
| | Planned Activities | RHDA will increase the supply of affordable rental units for income-eligible households. Units created will be restricted to households with incomes at or below 50% MFI. Depending on the project, the units may be for one or more of several underserved populations: seniors, children, persons with disabilities, chronically homeless, including chronically homeless veterans. |
| 19 | Project Name | Ownership Housing Development Assistance (OHDA) |
| | Target Area | Throughout the City of Austin |
| | Goals Supported | Housing Development Assistance |
| | Needs Addressed | Housing Development Assistance |
| | Funding | CDBG: \$55,000 HOME: \$227,370 General Obligation Bonds: \$6,000,000 |
| | Description | The Ownership Housing Development Assistance (OHDA) program works with lenders, and non-profit and for-profit developers to leverage City and federal funds to increase homeownership opportunities for low- to moderate-income buyers. Activities include: 1) the acquisition and |

| | | |
|----|------------------------------------------------------------------------------------------------|--------------------------------------------------------------------------------------------------------------------------------------------------------------------------------------------------------------------------------------------------------------------------------------------------------------------------------------------------------------------------------------------------------------------------------------------------------------------------------------------------------------------|
| | | development of land; 2) the acquisition and rehabilitation of residential structures; 3) the acquisition of new or existing housing units; and 4) the construction of new housing, all for sale to income-eligible households at or below 80% of MFI. |
| | Target Date | 9/30/2020 |
| | Estimate the number and type of families that will benefit from the proposed activities | Homeowner Housing Added: 16 Housing Units with federal funds |
| | Location Description | Throughout the City of Austin |
| | Planned Activities | OHDA will increase the supply of affordable homeownership units for income-eligible households. OHDA activities using HOME funds that provide direct financial assistance to homebuyers will use the "recapture" method combined with a shared equity model. This ensures that HOME funds are returned for other HOME-eligible activities. For OHDA activities using HOME funds that provide funding to a developer, the "resale" method will be used to ensure affordability throughout the affordability period. |
| 20 | Project Name | CHDO Operating Expense Grants |
| | Target Area | Throughout the City of Austin |
| | Goals Supported | Housing Development Assistance |
| | Needs Addressed | Housing Development Assistance |
| | Funding | HOME: \$150,000 |
| | Description | The Community Housing Development Organizations (CHDO) Operating Expenses Grant program provides financial support to eligible, City-certified CHDOs actively involved in housing production or expected to begin production within 24 months. Under the terms of the grant, CHDOs must access CHDO set-aside funds to produce affordable housing for the community. Funding can only be used for the organization's operating expenses and cannot be used on project-related expenses. |
| | Target Date | 9/30/2020 |
| | Estimate the number and type of families that will benefit from the proposed activities | Other: 2 |
| | Location Description | Throughout the City of Austin |

| | | |
|----|------------------------------------------------------------------------------------------------|------------------------------------------------------------------------------------------------------------------------------------------------------------------------------------------------------------------------------------------------------------------------------------------------------------------------------------------------------------------------------------------------------------------------------------------------------------------------------------------------|
| | Planned Activities | <p>CHDO Operating Expenses Grants are used to supplement a CHDO's operating funds. HOME regulations prohibit the use of these funds on project-related costs, and therefore, no families will directly benefit from this activity.</p> <p>Eligible CHDOs will receive financial assistance to support their operations as affordable housing providers. Financial support to CHDOs allows them to maintain or increase their capacity to create affordable rental and homeownership units.</p> |
| 21 | Project Name | Community Development Bank |
| | Target Area | Throughout the City of Austin |
| | Goals Supported | Small Business Assistance |
| | Needs Addressed | Small Business Assistance |
| | Funding | CDBG: \$150,000 |
| | Description | The Community Development Bank (CDB) provides funds to a Community Development Financial Institution (CDFI) to administer loan programs offering flexible capital and technical assistance to small and minority businesses that are expanding or relocating to low-income areas. The performance goal for this program is job creation or retention for low- to moderate-income individuals. |
| | Target Date | 9/30/2020 |
| | Estimate the number and type of families that will benefit from the proposed activities | Jobs created/retained: 6 Jobs |
| | Location Description | Throughout the City of Austin |
| 24 | Planned Activities | The program will create or retain jobs for low- to moderate-income individuals. |
| | Project Name | Family Business Loan Program (FBLP) |
| | Target Area | Throughout the City of Austin |
| | Goals Supported | Small Business Assistance |
| | Needs Addressed | Small Business Assistance |
| | Funding | No New Funding |

| | | |
|----|------------------------------------------------------------------------------------------------|--------------------------------------------------------------------------------------------------------------------------------------------------------------------|
| | Description | The FBLP is a public-private partnership between the City of Austin, U.S. Small Business Administration (SBA) certified community lenders, and private banks. |
| | Target Date | 9/30/2020 |
| | Estimate the number and type of families that will benefit from the proposed activities | Jobs created/retained: 29 (Source: Austin Economic Development Department) Businesses assisted: 4 (Source: Austin Economic Development Department) |
| | Location Description | Throughout the City of Austin |
| | Planned Activities | The Family Business Loan Program (FBLP) makes low-interest loans to qualified Austin small business owners who are ready to expand their business and create jobs. |
| 26 | Project Name | CDBG Administration |
| | Target Area | Throughout the City of Austin |
| | Goals Supported | Special Needs Renter Assistance Homebuyer Assistance Homeowner Assistance Housing Development Assistance Small Business Assistance |
| | Needs Addressed | Special Needs Renter Assistance Homebuyer Assistance Homeowner Assistance Housing Development Assistance Small Business Assistance |
| | Funding | CDBG: \$1,554,407 |
| | Description | Funds provide administrative costs for programs |
| | Target Date | 9/30/2020 |
| | Estimate the number and type of families that will benefit from the proposed activities | N/A |
| | Location Description | Throughout the City of Austin |
| | | |

| | | |
|----|------------------------------------------------------------------------------------------------|--------------------------------------------------------------------------------|
| | Planned Activities | Administration of Federal Programs |
| 27 | Project Name | HOME Administration |
| | Target Area | Throughout the City of Austin |
| | Goals Supported | Homebuyer Assistance Homeowner Assistance Housing Development Assistance |
| | Needs Addressed | Homebuyer Assistance Homeowner Assistance Housing Development Assistance |
| | Funding | HOME: \$303,161 |
| | Description | Funds provide administrative costs for programs |
| | Target Date | 9/30/2020 |
| | Estimate the number and type of families that will benefit from the proposed activities | N/A |
| | Location Description | Throughout the City of Austin |
| | Planned Activities | Funds provide administrative costs for programs |

AP-50 Geographic Distribution – 91.220(f)

Description of the geographic areas of the entitlement (including areas of low-income and minority concentration) where assistance will be directed

The City of Austin does not currently direct its investments in specific target areas.

Geographic Distribution

| Target Area | Percentage of Funds |
|-------------------------------|---------------------|
| Throughout the City of Austin | 100 |

Table 62 - Geographic Distribution

Rationale for the priorities for allocating investments geographically

The City of Austin does not currently direct its investments in specific geographic areas.

Discussion

While the City of Austin does not currently target investments to specific geographic areas, it considers the geographic dispersion of affordable housing to be a key core value in the investment of affordable housing-related activities with federal and local funds. The City supports providing affordable housing in areas outside of low-income neighborhoods, thereby reducing racial and ethnic segregation, deconcentrating poverty, and providing for more economic opportunities for low-income households. The Neighborhood Housing and Community Development Department (NHCD) currently provides funding preference through a scoring matrix system to projects that assist in the dispersion of affordable housing stock throughout the community, to focus on areas in Austin where there is a shortage of affordable housing. As a result of this focus, NHCD has achieved greater geographic dispersion in the units it has funded in recent years.

Affordable Housing

AP-55 Affordable Housing – 91.220(g)

Introduction

Affordable housing is a critical priority for the City of Austin. The need for affordable housing for extremely low-, low- and moderate-income renters, special needs populations, and homebuyers is reflected in the 2019 Housing Market Analysis and public input received from the community. Feedback received during the FY 2019-24 Consolidated Plan Community Needs Assessment period makes clear that this trend has continued. Housing affordability in Austin has continued to decline among many segments of the population but particularly among very low-income households making between 30% and 50% MFI and extremely low-income households making between 0% and 30% MFI. Many service providers cited the lack of affordable housing as having a ripple effect impacting the ability to provide a stable foundation of opportunity for the clients they serve.

The 2019 Housing Market Analysis showed a gap of approximately 36,000 units of affordable housing units for renter households making less than \$25,000 annually.

The analysis identified top housing needs as:

- Deeply affordable rental units
- Geographically dispersed opportunities
- Preservation of affordable housing in neighborhoods where long-time residents are being displaced from redevelopment
- Affordable housing near transit and other services

| One Year Goals for the Number of Households to be Supported | |
|-------------------------------------------------------------|-----------|
| Homeless | |
| Non-Homeless | |
| Special-Needs | 87 |
| Total | 87 |

Table 64 - One Year Goals for Affordable Housing by Support Requirement

| One Year Goals for the Number of Households Supported Through | |
|---------------------------------------------------------------|------------|
| Rental Assistance (HOME TBRA) | 68 |
| The Production of New Units | 14 |
| Rehab of Existing Units | 140 |
| Acquisition of Existing Units (DPA) | 25 |
| Total | 247 |

Table 65 - One Year Goals for Affordable Housing by Support Type

Discussion

long-term Affordability

The City of Austin through Neighborhood Housing and Community Development (NHCD) and Austin Housing Finance Corporation (AHFC), uses shared equity tools to preserve affordable housing. The shared equity model allows income eligible homebuyers and homeowners to obtain substantial mortgage assistance or housing reconstruction services in exchange for two provisions that preserve affordability in Austin by recapturing funds to assist another subsequent low- to moderate-income buyer to purchase the home.

A **Community Land Trust (CLT)** is a tool to preserve public investment in affordability, allowing preservation of affordable units in perpetuity. The CLT will retain ownership of the land, while the homeowner owns the improvements. The CLT limits the sales price of the home and requires that subsequent buyers be income-eligible. CLT homeowners will receive a predetermined percentage of the appreciation when the affordable unit is re-sold. This model provides future opportunities for low- to moderate-income households to buy the home at an affordable price.

AHFC, as a tax-exempt public entity, receives a **100% property tax exemption** on all land it owns. AHFC occasionally chooses to partner with an affordable housing developer through purchase of the land and a long-term leasehold deed of trust held by AHFC. The benefit of AHFC's property tax exemption helps sustain the project's viability and affordability. This structure is typically used when the affordable housing development meets several key criteria, among them: location on/near a transit-oriented development or core transit corridor, near critical services and amenities, in a high-opportunity area, and serving low-income residents.

Preservation of Affordable Housing

NHCD regularly examines the loss of existing affordable housing stock in the community. NHCD recently joined the newly-created Texas Affordable Housing Preservation Coalition and anticipates being an active participant in the informal group.

The City will continue to follow recommendations of the most recent reports by:

- Developing and sharing data to strengthen intergovernmental coordination to increase opportunities for preservation in high opportunity areas.
- Maximizing the use of partnerships by promoting existing programs and services to affordable housing targeted for preservation.
- Exploring educational and outreach initiatives to help ensure low-income residents have reasonable avenues through education to remain in affordable housing.
- Pursuing new strategies to bring forward alternative resources and incentives, expanding efforts

to increase long-term, permanent affordability.

- Developing data regarding the condition of Austin's housing units, including unit counts for subsidized properties.

The Neighborhood Housing and Community Development Department (NHCD) is actively working to produce a comprehensive strategy around preserving affordability. NHCD coordinates with local partners, including Affordable Central Texas (ACT), to identify and preserve affordable housing. ACT is a 501(c)(3) organization that manages an open-ended social impact private equity fund for investment in moderate and middle-income housing affordability. ACT's mission is to purchase and preserve multifamily properties to maintain affordable rental rates for the Austin workforce, including teachers, first responders, medical professionals, and others vital to Austin's day-to-day livability and success. In 2018, ACT acquired its first three properties, totaling nearly 800 units of naturally occurring affordable housing.

Geographic Dispersion

The City balances investment in gentrifying areas, as identified in the recently released report on gentrification and displacement in Austin, [Uprooted: Residential Displacement in Austin's Gentrifying Neighborhoods and What Can be Done About It](#), with the need for creating affordable housing in high opportunity areas. The City prioritizes investment in affordable housing in areas outside of low-income neighborhoods, thereby reducing racial and ethnic segregation, deconcentrating poverty, and providing more economic opportunities for low-income households.

Deeper Levels of Affordability

The 2019 Comprehensive Housing Market Analysis estimated that there is a gap of 36,000 units of affordable housing for households making less than \$25,000 a year. To assist in closing that gap, the City will continue to prioritize resources to affordable housing projects that serve very-low-income households.

Other Initiatives

In 2014, through [Resolution 20140327-037](#) a Housing/Transit/Jobs (HTJ) Action Team was convened to consider the FTA New Starts Policy Guidance Criteria; identify current programs, policies, gaps, and deficiencies; and make recommendations on strategies, programs, and policies to fill the gaps.

AP-60 Public Housing – 91.220(h)

Introduction

The City of Austin boundaries are served by two Public Housing Authorities (PHAs): The Housing Authority of the City of Austin (HACA) and the Housing Authority of Travis County (HATC). The agencies are not departments of the City or County, respectively, but work independently of the City of Austin and Travis County. Both HACA and HATC share updates on agency progress through regular contacts and meetings with City staff.

HACA's PHA Annual and Five-Year Plan provides comprehensive information on actions that HACA has planned or considered for implementation in the next year to address the need for low-income subsidized housing. HACA's Public Housing 2019 Annual and Five-Year plan can be found on the Housing Authority of the City of Austin's website at

<https://www.hacanet.org/wp-content/uploads/2018/10/2019-PHA-Annual-Plan.pdf>

Actions planned during the next year to address the needs to public housing

Housing Authority of the City of Austin (HACA)

The [Housing Authority of the City of Austin](#) (HACA) continues to be successful in moving families toward self-sufficiency with 109 families who have become homeowners through its down payment assistance program. The program provides qualified families participating in the Public Housing or Housing Choice Voucher programs with a \$10,000 forgivable loan to be applied towards the down payment on a new or existing home. If the applicant meets all program criteria for the first five years, then the loan is forgiven. Started in 2011, HACA's subsidiary Austin Affordable Housing Corporation (AAHC) has also successfully implemented its own Community Land Trust. This program provides HACA's Public Housing residents the ability to purchase a home at an extremely affordable price while the land is held by the Trust. HACA closed its first CLT Home in April of 2013. Through AAHC, HACA's Six Star program provides another alternative for those who are ready to move out of public housing but have not met all the criteria to purchase a home. The Six-Star program allows residents to reside at one of AAHC's apartment homes at a rate lower than the fair market rental rate. The rent amount increases slightly over the course of the three-year program, until the fair market rent is reached. The Six Star program allows participants to continue to learn financial management skills and work toward goals that will support sustainable economic and housing self-sufficiency and ultimately homeownership.

As noted, each of HACA's 18 low-income subsidized housing properties maintains a Resident Council that serves as the voice of the residents at that development. All property residents are considered members of the Resident Council and are encouraged to participate in meetings and decision-making at the property. The opportunity to become leaders at the property, voice concerns about program operations, and advocate for necessary changes often serves as a springboard for residents to become further involved in

their community and plan specific goals for achieving economic and housing self-sufficiency.

Housing Authority of Travis County (HATC)

HATC administers eight housing services programs, the largest of which is 566 units of Housing Choice Vouchers, with approximately 800 individuals and families on a waiting list to receive a voucher. HATC receives a Shelter Plus Care grant for 95 units to provide assistance for homeless individuals and families in the Austin Travis County Metropolitan area, as well as inter-local agreements with two other counties that allow for services in those areas. HATC is a partner in the Permanent Supportive Housing (PSH) Leadership Council to assist in developing a financial model for a multi-jurisdictional solution to fund PSH in Austin. The City of Austin is committed to continuing the support of partnerships and efforts that will improve public housing and resident initiatives and will continue coordinating with both HACA and HATC in FY 2019-20 to inform public housing residents of affordable housing programs and opportunities.

Actions to encourage public housing residents to become more involved in management and participate in homeownership

The City of Austin collaborates closely with local PHA officials to ensure that City housing programs are linked to the needs of public housing residents. The Housing Authority of the City of Austin (HACA) continues to be successful in moving families toward self-sufficiency with 109 families who have become homeowners through its down payment assistance program. The program provides qualified families participating in the Public Housing or Housing Choice Voucher programs with a \$10,000 forgivable loan to be applied towards the down payment on a new or existing home. If the applicant meets all program criteria for the first five years, then the loan is forgiven. HACA's subsidiary Austin Affordable Housing Corporation (AAHC) has also successfully implemented its own Community Land Trust. This program provides HACA's Public Housing residents the ability to purchase a home at an extremely affordable price while the land is held by the Trust. HACA closed its first CLT Home in April of 2013. Through AAHC, HACA's Six Star program provides another alternative for those who are ready to move out of public housing but have not met all the criteria to purchase a home. The Six-Star program allows residents to reside at one of AAHC's apartment homes at a rate lower than the fair market rental rate. The rent amount increases slightly over the course of the three-year program, until the fair market rent is reached. The Six Star program allows participants to continue to learn financial management skills and work toward goals that will support sustainable economic and housing self-sufficiency and ultimately homeownership.

If the PHA is designated as troubled, describe the manner in which financial assistance will be provided or other assistance

Neither the Travis County Housing Authority nor the Housing Authority of the City of Austin (HACA) is

designated as troubled.

Discussion

N/A

DRAFT

AP-65 Homeless and Other Special Needs Activities – 91.220(i)

Introduction

The City of Austin coordinates the administration of the Emergency Solutions Grant (ESG) funding with local and state funding of homeless services. ESG funds serve primarily the downtown single adult homeless population, many of which are chronically homeless. ESG funds provide emergency shelter and Rapid Rehousing (including Housing Location, Housing Stabilization Case Management, and Direct Financial Assistance), as well as funding for user licenses for the Homeless Management Information System (HMIS) and Administration for the program.

The Ending Community Homelessness Coalition (ECHO) serves as the lead planning entity on homeless issues in Austin/Travis County. As part of this responsibility, ECHO coordinates and completes Austin's Continuum of Care (CoC) application and Community Plan to End Homelessness. ECHO also administers Austin's homeless count and survey, which is a HUD prerequisite for CoC funding, and the Homeless Management Information System (HMIS). The City of Austin allocates General Fund dollars to support ECHO staff and programs.

ECHO is also the lead agency for the CoC's Coordinated Entry System (CE) – a comprehensive, standardized, community-wide intake and assessment process. This system consolidates and simplifies the process by which clients can request ESG and COC assistance, as well as additional community resources which have voluntarily agreed to the same minimum standards and practices as these two funding sources. The system also creates a concrete and comprehensive list of resource shortfalls so that the community can advocate for increased funding in the most efficient and specific manner possible.

In 2010, the Austin City Council passed a [resolution](#) to create 350 new PSH units in the City by 2014 which the City accomplished. In 2014, the City created a new goal of 400 PSH units with 200 being Housing First by 2018. The City is close to reaching this goal and anticipates reaching it by 2020. The City dedicated a planner position to work with ECHO in promoting this PSH goal and other Continuum of Care (CoC) initiatives. The City of Austin also endorsed the CoC's [Action Plan to End Homelessness](#), a community-wide vision of closing needs and resource gaps across the community with the end goal of making homelessness in Austin/Travis County rare, brief, and nonrecurring. To this end, the City has also recently endorsed the Pay for Success Initiative, an innovative funding model projected to create 250 new Permanent Supportive Housing units in the community over the course of two years. Finally, the [Austin Strategic Housing Blueprint](#) supports the production of 50 PSH units each year, with half of those being Housing First units funded by the City.

Describe the jurisdictions one-year goals and actions for reducing and ending homelessness including reaching out to homeless persons (especially unsheltered persons) and assessing their individual needs

The City partners with more than twenty different Street Outreach teams, Navigation centers, and local emergency shelters through the CoC's Coordinated Entry System (CE) and the shared, open Homeless Management Information (HMIS) database. The shared goal across all of these interventions is to identify and engage anyone experiencing homelessness in the Austin/Travis County area, so that their housing needs can be quickly identified and efficiently met.

Street Outreach teams, Navigation Center staff, and Emergency Shelter staff are trained to administer the CE eligibility and assessment to add clients to a shared community By Name List for further engagement towards specific housing program openings. One of these street outreach teams is the City-funded Homeless Outreach Street Team (HOST), an interdisciplinary outreach collaborative comprised of representatives from law enforcement, mental health, and the court system, and dedicated to engaging the highest need clients in the downtown area. Housing resources are prioritized based upon vulnerability, and the CoC has developed a CE system that uses Street Outreach teams to proactively document eligibility and keep households engaged while accessing services. The CoC provides assessment staff on a supplemental and temporary basis to close assessment need gaps while partners are developing internal assessment capacity.

Many outreach and shelter programs are dedicated to hard-to-reach populations such as unsheltered families, chronically homeless veterans, unaccompanied youth, people with HIV/AIDS, refugees/asylees, and clients with mental health needs. The community also partners with diverse community partners such as libraries, community centers, schools, clinics, hospitals, law enforcement, and the local mental health authority to identify additional households. The Street Outreach teams can complete the CE assessment directly in the field using mobile technology, and they can request help from other Street Outreach teams if an area of high need is identified. These teams meet monthly at a CoC-wide coordination meeting to discuss coverage areas, frequency, emerging practices and concerns, and individual cases.

Addressing the emergency shelter and transitional housing needs of homeless persons

Austin Public Health (APH) funds a private non-profit organization, Front Steps, to operate the Austin Resource Center for the Homeless (ARCH). While the City also funds other shelters, transitional housing and homeless services including a shelter for women and children, it does not utilize ESG funds to do so. All clients served in the ARCH have low- to moderate-incomes and are at or below 50% of MFI. Emergency Solutions Grant (ESG) funds are used to provide maintenance and operations for this program.

In 2018-19 APH competed the Austin Resource Center for the Homeless (ARCH) shelter agreement and is working with National Alliance to End Homelessness (NAEH) to redesign the shelter programs, which will result in reduction of shelter beds from 160 to 130, Day Resource Center services will only be available to shelter clients, and housing-focused case management made available to all shelter clients. The Day

Resource Center program also includes a number of services such as mental health care, legal assistance, and employment assistance provided by co-located agencies. In addition, ARCH also houses the Healthcare for the Homeless clinic operated by CommunityCare/Central Health.

These changes came after an in-depth, year-long community input and consultation process. The City will require a high level of data quality, increased outcomes for persons exiting to permanent housing, and a shortened length of stay. NAEH is contracting with OrgCode Consulting to work with the shelter administrator to address shelter client workflow, data quality, staffing changes, housing case management for all shelter clients, and ensuring that all client services are housing-focused with a rapid exit from shelter.

In addition to the emergency shelter services directly funded by ESG, the City and CoC have collaborated to create common strategies and systems to document unmet emergency shelter needs and to expedite the exit from emergency shelter to housing. These strategies include:

- Using the Coordinated Entry System (CE) to assist all shelter residents in applying for all possible housing programs,
- Leading shelter transformation to be housing-focused,
- Increasing documentation of exit data in HMIS for all projects, including emergency shelters where there are high rates of missing exit destination information,
- Monitoring project performance by housing outcomes,
- Partnering with landlords for expedient access to units that become available;
- Training case managers to implement best practices that promote housing attainment and retention.

The City and CoC are also collaborating to create common shelter success metrics based on housing outcomes such as successful exits to housing to better identify and document the implementation of best practices across the community.

Helping homeless persons (especially chronically homeless individuals and families, families with children, veterans and their families, and unaccompanied youth) make the transition to permanent housing and independent living, including shortening the period of time that individuals and families experience homelessness, facilitating access for homeless individuals and families to affordable housing units, and preventing individuals and families who were recently homeless from becoming homeless again

Front Steps, Inc., City of Austin Downtown Austin Community Court, Austin Public Health's Communicable Disease Unit will all administer ESG Rapid Rehousing funds in coordination to move homeless, particularly chronically homeless, from the streets and shelter into permanent housing. Many of these program clients are the hardest to serve and chronically homeless. This program brings together housing location, financial assistance, and housing stability case management, and coordinates with other funding sources like the

City of Austin General Fund dollars, to bring housing resources to this hard-to-serve population.

In conjunction with the CoC, the City uses two primary strategies to rehouse clients as quickly as possible:

- Rapid identification and assessment through the Coordinated Entry System (CE),
- Rapid matching of RRH households with service-enriched housing programs (driven by active household (HH) choice in determining which combination of options is best suited to meet their needs).

CES creates a real-time, by-name list of homeless families using HMIS data, including date first homeless, and this information is used to affirmatively target HH's for engagement and housing. The CoC adopted common housing intervention standards in 2016 to prioritize highest need and longest unhoused households for all permanent housing programs. These standards expanded housing location efforts using a Housing First approach to minimize time spent homeless and locating housing. Upon housing, these programs utilize a progressive engagement approach to ensure that households with higher needs receive more intensive services if needed to stabilize. The CoC has established formal CE partnerships for needs such as mental health, substance use, HIV/AIDS, Veteran services, SSI/SSDI SOAR applications, representative payee services, employment training, and medical care (through MAP, a locally funded indigent health program). CE and CoC project staff also market services such as subsidized childcare (through the local Workforce Solutions system), education services, SNAP, TANF, WIC, subsidized housing waitlists, and Medicaid. Permanent Supportive Housing units are defined as subsidized rental units linked to a range of support services that enable tenants to live independently and participate in community life. The City accomplished its goal set in 2010 to create 350 new PSH units by 2014 and is close to reaching the 400 PSH unit goal set in 2014.

Helping low-income individuals and families avoid becoming homeless, especially extremely low-income individuals and families and those who are: being discharged from publicly funded institutions and systems of care (such as health care facilities, mental health facilities, foster care and other youth facilities, and corrections programs and institutions); or, receiving assistance from public or private agencies that address housing, health, social services, employment, education, or youth needs

The Ending Community Homelessness Coalition (ECHO) coordinates the Continuum of Care funded projects and submits the annual application to HUD. ECHO works with the Reentry Roundtable, Travis County Criminal Justice, Central Health's Psychiatric Stakeholders, ATCIC leadership and other community planning organizations. ECHO also convenes ongoing conversations addressing discharge planning from hospitals, treatment facilities, and jails to assist persons leaving mental/physical health facilities to locate support services and housing, and persons with mental/physical health challenges leaving other institutions to do the same. Central Health, the local healthcare taxing district has identified Permanent Supportive Housing as a top 10 strategy for improving mental health in Travis County.

The City of Austin Emergency Solutions Grant funds are not allocated to homelessness prevention. However, the ESG Rapid Rehousing program and the ESG-funded emergency shelter do serve persons exiting an institution where they have resided for 90 days or less and who resided in an emergency shelter or place not meant for human habitation immediately before entering that institution.

The Austin Public Health Department uses City General Fund dollars for a centralized homelessness prevention program called Best Single Source Plus. This program provides financial assistance and case management to families who are at risk of homelessness due to acute housing crisis or chronic risk factors. This program funds a collaboration of 12 different community organizations targeting populations at highest risk of homelessness, including HIV+, families with minor children, elderly households, and transition aged youth.

As part of the joint work through the CoC, Austin/Travis County was also selected in 2017 as one of the first ten communities to participate in the Youth Homelessness Demonstration Project, a newly funded initiative from HUD intended to test new and innovative housing interventions targeting unaccompanied, transition aged youth experiencing homelessness. Austin/Travis County was awarded an initial, two-year, renewable grant of \$5.2 million in programmatic funding, and a portion of this grant has been assigned to a “Deeper Diversion” program intended to prevent youth from entering homelessness from the Foster Care/Department of Family and Protective Services System, the Juvenile Justice system, and the Austin Independent School District system. These services are coordinated through partnerships with each of the respective agencies, and services comprise a combination of individualized case management, minimal financial assistance, and family-based mediation and counseling services.

AP-70 HOPWA Goals - 91.220 (I)(3)

| One year goals for the number of households to be provided housing through the use of HOPWA for: | |
|--------------------------------------------------------------------------------------------------------------|---|
| Short-term rent, mortgage, and utility assistance to prevent homelessness of the individual or family | |
| Tenant-based rental assistance | |
| Units provided in permanent housing facilities developed, leased, or operated with HOPWA funds | 0 |
| Units provided in transitional short-term housing facilities developed, leased, or operated with HOPWA funds | |
| Total | |

DRAFT

AP-75 Barriers to affordable housing – 91.220(j)

Introduction:

The City of Austin has a number of initiatives in place that aim to remove barriers to affordable housing. Those were recently examined and bolstered as part of the regional [Analysis of Impediments to Fair Housing Choice](#) (AI), which was updated in the 9 months leading up to the preparation of the Consolidated Plan, in conformance with the requirement established by the Assessment of Fair Housing (AFH). The following matrix summarizes the impediments identified in the AI at the regional and jurisdictional level and specifies the actions that will be taken by the City and its regional partners to affirmatively further fair housing choices and overcome the effects of these impediments.

| FAIR HOUSING PLAN | | | | |
|-----------------------|-------------------------------------------------------------------------------------------------------------------------------------------------------------------------------------------------------------------------------------------------------------------------------------------------------------------------------------------------------------------------------------------------------------------------------------------------------------------------------------------------------------------------------------------------------|-------------------------------------------------------------------------------------------------|----------------------------------------------------------------------------------------------------------------------------------------------------|-------------------------------------------------------------------------------------------------------------------------------------------------------------|
| ROW # | FAIR HOUSING ACTIONS | FAIR HOUSING ISSUES/IMPEDIMENTS | RESPONSIBLE PARTY | METRICS AND MILESTONES |
| Regional Action Items | | | | |
| 1 | Establish a Central Texas Regional Fair Housing Working Group (Working Group) made up of staff from each of the 10 entities to collaborate and coordinate on regional fair housing goals and affordable housing interests. This group would be facilitated by a Travis County Health and Human Services employee team. The group will meet quarterly and be governed by a group charter and 5 year work plan that would be established to guide the work of the Group and align it with regional fair housing goals and affordable housing interests. | Capacity limitations to implement fair housing action items that are impactful and long-lasting | Lead: Travis County HHS. Membership from all Central Texas Regional AI participating partners, including COA, and Regional Affordability Committee | 0-3 months: identify members; 3-6 months hold first meeting and establish work plan; 1-5 years, achieve short term goals outlined in this Fair Housing Plan |
| | | | | |

| | | | | |
|---|------------------------------------------------------------------------------------------------------------------------------------------------------------------------------------------------------------------------------------------------------------------------------------------------------------------------------------------------------------------------|--------------------------------------------------------------------------------------------------------------------------------------------------------------------------------------------------------------------------------------------------------------------------------------------------------------------------------------------------------------------------------------------------|---------------------------------------------|------------------------------------------------------------------------------------------------------------------------------------------------------------------------------------------------------------------------------------------------------------------------------------------------------------------------|
| 2 | Create a regional resource network for downpayment assistance programs that are affirmatively marketed to under-represented homeowners. | Past government actions that denied equal access to homeownership. Existing disparities in ownership by race and ethnicity. Existing disparities in mortgage loan approvals. Gaps in information about housing opportunities | Part of working group work plan (see above) | As part of Working Group work plan, improve active marketing and uniformity of downpayment assistance program information. Develop an affirmative marketing plan and plan to provide homeowner assistance with forms/applications targeting underrepresented residents. In 3 years, have a pilot program in operation. |
| 3 | Working with foundations and private partners, create a regional multifamily rehabilitation and accessibility improvement program to provide an incentive for landlords to rent to persons with disabilities, refugees and others with similar limited rental histories or unearned sources of income, voucher holders, and/or residents with criminal history. | Disparities in housing cost burden, displacement, increasingly limited neighborhoods in which to use Housing Choice Vouchers, and availability of rental housing to accommodate needs associated with disability, language access, national origin, and rental history. Lack of Source of Income protection (prohibited by the State) and disparate impact of 3x rent rule on certain households | Part of Working Group work plan (see above) | As part of Working Group work plan, convene focus groups with small landlords to explore an incentive package. Determine interest and level of funding required. Develop a proposal to funders. In 2 years, have a pilot program in operation. |
| 4 | Through a public-private partnership with area marketing firms, establish a replicable affirmative marketing program and guiding principles for developers of rental housing, leasing agents and property managers, homebuilders, and real estate agents. Require that these plans be used in | Disparities in housing cost burden, increasingly limited neighborhoods in which to use Housing Choice Vouchers | Part of Working Group work plan (see above) | As part of Working Group work plan, convene a meeting with area funders/foundations and marketing firms to discuss best practices for affirmative marketing. Sponsor a workshop with developers benefitting from public subsidies |

| | | | | |
|---|-------------------------------------------------------------------------------------------------------------------------------------------------------------------------------------------------------------------------------------------------------------------------------------------------------------|------------------------------------------------------------------------------------------------------------------------------------------------------------------------------------------------------------------------------------------------------------------------|----------------------------------------------------------------------------|--------------------------------------------------------------------------------------------------------------------------------------------------------------------------------|
| | developments receiving public funds and/or development incentives. | | | (including density bonuses, fee waivers, rezoning) to discuss affirmative marketing practices. Roll out a model affirmative marketing plan for use by jurisdictions in 2 years |
| | City of Austin Action Items | | | |
| 1 | Raise awareness at the state level about the negative impacts of 3x rent (ability to pay) rules on persons reliant on unearned income that is not counted toward this rule by landlords. Monitor growing support for Source of Income protections at the federal level and among like-minded states. | Disparities in housing cost burden, displacement, increasingly limited neighborhoods in which to use Housing Choice Vouchers, and availability of rental housing to accommodate needs associated with disability, language access, national origin, and rental history | City of Austin, raise awareness through Intergovernmental Relations Office | Ongoing |
| | | | | |

| | | | | |
|---|-----------------------------------------------------------------------------------------------------------------------------------------------------------------------------------------------------------------------------------------------|-------------------------------------------------------------------------------------------------------------------------------------------------------------|----------------|----------------------------------------------------------------------------------------------------------------------------------------------------------------------------------------------------------------------------------------------------------------------------------------------------------------------------------------------------------------------------------------------------------------------------------------------------------------------------------------------------------------------------------------------------------------------------------------------------------------------------------------------------------------------------------------------------------------------------------------------------------------------------------------------------------------------------------------------------------------------------------------------------------------------------------------------------------------------------------------------------------------------------------------------------------------------------------------------------------------------------|
| 2 | Implement Displacement Mitigation Strategies and Strategic Housing Blueprint action items that are related to Disproportionate Housing Needs identified in this AI. Continue to direct resources to addressing disproportionate needs. | Displacement, which disproportionately affects: African Americans, persons of Hispanic descent, Native Americans, persons with disabilities, large families | City of Austin | Metrics and milestones will align with the City's strategic housing blueprint and displacement mitigation strategies. Specific strategies that will address disproportionate housing barriers will include: 1) Prioritize City-subsidized affordable units that are appropriately sized for households at risk or experiencing displacement; 2) Increase participation of communities of color in funding investment recommendations; 3) Incorporate robust tenant protections in City-supported housing; 4) Expand density bonus programs to serve < 60% AMI households; 5) Affirmatively market NHCD-subsidized properties to people of color in gentrifying areas; 6) Through the Office of Innovation, pilot a neighborhood-based process to mitigate displacement by better connecting people of color to an affordable unit database, connecting eligible homeowners with property tax exemptions, connecting tenants facing displacement with assistance, expanding home repair programs in gentrifying areas, supporting assistance to tenants facing eviction, land banking in gentrifying areas, increasing fair |
|---|-----------------------------------------------------------------------------------------------------------------------------------------------------------------------------------------------------------------------------------------------|-------------------------------------------------------------------------------------------------------------------------------------------------------------|----------------|----------------------------------------------------------------------------------------------------------------------------------------------------------------------------------------------------------------------------------------------------------------------------------------------------------------------------------------------------------------------------------------------------------------------------------------------------------------------------------------------------------------------------------------------------------------------------------------------------------------------------------------------------------------------------------------------------------------------------------------------------------------------------------------------------------------------------------------------------------------------------------------------------------------------------------------------------------------------------------------------------------------------------------------------------------------------------------------------------------------------------|

| | | | | |
|---|----------------------------------------------------------------------------------------------------------------------------------------|-------------------------------------------------------------------------------------------------|----------------|-----------------------------------|
| | | | | housing enforcement and education |
| | | | | |
| | | | | |
| | | | | |
| 3 | Through the Working Group, provide leadership and technical assistance to regional partners as they explore similar approaches. | Capacity limitations to implement fair housing action items that are impactful and long-lasting | City of Austin | To be determined |
| | | | | |

Actions it planned to remove or ameliorate the negative effects of public policies that serve as barriers to affordable housing such as land use controls, tax policies affecting land, zoning ordinances, building codes, fees and charges, growth limitations, and policies affecting the return on residential investment

In summer of 2018, the City of Austin ended a land development code rewrite known as [CodeNEXT](#). The City Manager provided information in spring 2019 regarding a new process to update the City's land development code, which has not been comprehensively updated since 1984.

There are also other efforts to revise sections of the code, such as Affordability Unlocked, which will waive certain standards or regulatory barriers for affordable housing developments. To qualify, developments need to have at least three units and reserve at least half the units for renters at, or below, 60% MFI or homeowners at, or below, 80% MFI.

AP-85 Other Actions – 91.220(k)

Introduction:

Federal regulations require that participating jurisdictions include in their Annual Action Plans how they will use HUD grant funds in conjunction with other HUD funding and local resources in order to improve the lives of low- and moderate-income households. Federally mandated guidelines are outlined below, along with a brief description of a best practice or an initiative underway or planned to begin in FY 2019-20 to meet the specific directive.

Actions planned to address obstacles to meeting underserved needs

Affordable housing remains an underserved need with the City of Austin. The 2019 Housing Market Analysis showed a gap of approximately 36,000 units of affordable housing units for renter households making less than \$25,000 annually. To assist in closing that gap, the City will continue to prioritize resources to affordable housing projects. Through the City of Austin's Housing Development Assistance (HDA) programs, NHCD has partnered with various non-profit and for-profit developers to increase and preserve the supply of affordable rental and homeownership opportunities that will benefit low- and moderate-income households. In 2018, the community members of Austin approved a general obligation bond package of \$250 million for affordable housing. Approximately half of this total has been directed toward the HDA programs. As this is a competitive process, developers are incentivized to provide deeper affordability levels and more affordable units that will help to meet the identified need.

Actions planned to foster and maintain affordable housing

Community Housing Development Organizations (CHDOs) are non-profit housing providers whose organizational mission includes the development of affordable housing for low- and moderate-income households. The City is able to work closely with CHDOs to help them meet their housing development goals. The City provides CHDO Operating Expenses Grants to help increase organizational capacity and will continue to work closely with CHDOs in FY 2019-20 to increase opportunities that will foster and maintain affordable housing.

NHCD administers a range of home repair programs, including Architectural Barrier Removal (ABR) - Rental and Owner, Minor Home Repair Program (formerly known as Emergency Home Repair), Homeowner Rehabilitation Loan Program (HRLP), and the G.O. Repair! Program. The Minor Home Repair program provides up to \$5,000 in home repair assistance and is administered by the City's subrecipient, Austin Area Urban League. The G.O. Repair! Program is funded with general obligation bonds and provides up to \$20,000 in home repair assistance. This program is administered by the City's non-profit partners who comprise the Austin Housing Repair Coalition. The remaining programs, ABR Owner, ABR Renter, and HRLP, are administered by AHFC staff. All home repair programs serve households at or below 80% MFI.

In addition to providing direct assistance to low- and moderate-income homeowners, NHCD collaborates

with Austin Energy, Austin Water Utility and the City's Code Compliance department to offer comprehensive services promoting healthier homes. All of these City departments participate in the Austin Housing Repair Coalition and are actively involved in cross-departmental referrals and collaboration.

NHCD is actively working to produce a comprehensive strategy around preserving affordability. NHCD coordinates with local partners, including Affordable Central Texas (ACT), to identify and preserve affordable housing. ACT is a 501(c)(3) organization that manages an open-ended social impact private equity fund for investment in moderate and middle-income housing affordability. ACT's mission is to purchase and preserve multifamily properties to maintain affordable rental rates for the Austin workforce, including teachers, first responders, medical professionals and others vital to Austin's day-to-day livability and success. In 2018, ACT acquired its first three properties, totaling nearly 800 units of naturally occurring affordable housing. Residents in ACT's properties average less than 80% MFI. NHCD is working with ACT to determine whether NHCD could subsidize deeper affordability in future acquisition and preservation transactions.

Actions planned to reduce lead-based paint hazards

The City of Austin does not have a lead-based Paint Program. However, the City addresses lead abatement through multiple programs and fund sources, including NHCD's home repair programs and rehabilitations funded through NHCD's Rental Housing Development Assistance program. Eligible Austinites that reside in a home that was built prior to 1978 will have their homes tested for the presence of lead-based paint and remediated, if necessary, as part of the scope of work for each program.

The City of Austin will remediate lead-based hazards in low- to moderate-income homes and address other household health and safety hazards such as mold, carbon monoxide, fire, tripping hazards and pest management. This more holistic approach to remediate household hazards allows community members to remain in their homes and benefit from a healthier environment. The City will continue testing properties built before 1978 for lead-based paint.

Actions planned to reduce the number of poverty-level families

All programs administered by the City of Austin aim to address critical needs through housing, community development, and public services to benefit eligible residents so they can increase their opportunities for self-sufficiency which includes persons in poverty. HOPWA, ESG, and CDBG activities in particular assist households that fall under the special populations category outlined in the FY 2019-24 Consolidated Plan.

Housing Opportunities for Persons with AIDS (HOPWA) Activities Austin Public Health administers all HOPWA activities for the City of Austin. These programs provide housing assistance for income-eligible persons living with HIV/AIDS and their families. The goals of these programs are to prevent homelessness and to support independent, self-sufficient living among persons living with HIV/AIDS. The services ensure clients have improved access to primary medical care and other supportive services.

Emergency Solutions Grant (ESG) Activities Austin Public Health administers all ESG activities for the City of Austin. These programs are designed to be the first step in a continuum of assistance to help clients quickly regain stability in permanent housing after experiencing a housing crisis and/or homelessness. ESG can also assist with the operational costs of the shelter facility, and for the administration of the grant.

Public Service Activities Neighborhood Housing and Community Development administers the public services contracts funded with CDBG funds. Public services offer supportive services to households with gross incomes less than 200% of Federal Poverty Guidelines. Childcare Services provides childcare vouchers for homeless and near-homeless families and direct child care services for teen parents who are attending school. Youth Services provides access to holistic, wraparound services and support to youth designated as at-risk and their families. Senior Services offers services that prevent and protect seniors in becoming victims of abuse, neglect, and/or financial exploitation. Austin's Tenants' Council is another community partner that provides public services that focus on housing discrimination, tenant-landlord education and information, and housing repair and rehabilitation.

Actions planned to develop institutional structure

City of Austin - Interdepartmental Coordination

NHCD administers housing, community, and economic development programs, which require interdepartmental coordination. Many City of Austin departments coordinate efforts to provide program services and projects outlined in the Annual Action Plan.

The City of Austin contracts with the Austin Housing Finance Corporation (AHFC) to develop affordable rental and homeownership opportunities and housing rehabilitation of owner-occupied homes. APH provides housing support and related support services to Austin residents living with HIV/AIDS and their families through the use of HOPWA grant funds. APH also provides assistance to help clients quickly regain stability in permanent housing after experiencing a housing crisis and/or homelessness using Emergency Solutions Grant (ESG) funds. The Economic Development Department will foster small business expansions in low- and moderate-income neighborhoods to stimulate job creation through the Family Business Loan Program (FBLP). Additionally, the Global Business Recruitment and Expansion division of the Economic Development Department will use CDBG funds to provide capacity building support of partnered non-profit organizations that provide skilling and training opportunities to low-income residents in support of the region's workforce development strategies and goals. Numerous non-federally funded housing programs and activities offered by NHCD rely on the coordination of other City departments including: Austin Energy, Austin Water Utility, Budget Office, City Manager's Office, Code Compliance Department, Contract and Land Management Department, Government Relations, Law Department, Office of Sustainability, Parks and Recreation Department, Planning and Zoning, Public Works, Solid Waste Services, and Watershed Protection Review.

Below are initiatives and programs that require interdepartmental coordination and will be underway in FY 2019-20:

- East 11th and 12th Streets Revitalization
- Imagine Austin Comprehensive Plan, Household Affordability Priority Program and implementation
- Strategic Direction 2023 Economic Opportunity and Affordability Strategic Outcomes
- Implementation of Strategic Housing Blueprint

Development Incentive Programs - The following regulating activities provide incentives for the inclusion of affordable housing or community/economic development.

- S.M.A.R.T. Housing Program
- Development Density Bonuses

Redevelopment of Publicly-Owned Land

- Colony Park Sustainable Communities Initiative
- Agreements between the City of Austin and developers including affordable housing as a community benefit
- AHFC Land Acquisition and Disposition Program
- AHFC Community Land Trust and long-term Affordability Program

Home Repair and Other Initiatives

- Austin Energy developed a referral tool for weatherization that will enable both NHCD and Austin Energy to coordinate leads and referrals for home repair services targeted to low- and moderate-income households.
- Austin Water Utility provides funding for plumbing repairs and Private Lateral repairs/replacement for low- and moderate-income homeowners. NHCD administers the Private Lateral grant program, utilizing funding from Austin Water Utility. NHCD layered Austin Water Utility's funding for plumbing repairs on to the G.O. Repair program, which is administered by seven non-profit partners.
- Code Compliance utilizing a referral system to identify and address homes needing substantial and costly repairs
- Austin Public Health, Ending Community Homelessness Coalition (ECHO) and other key agencies for activities supporting the Community Plan to End Homelessness

City of Austin Interdepartmental Partnership: Austin Water Utility

P-Lat Private Lateral Program – assists in replacing aging water infrastructure for eligible homeowners. NHCD administers the program through a partnership with Austin Water Utility. This collaboration

leverages home repair services offered by the department by supporting the department's outreach and construction expertise through cross promotion. Additionally, this program furthers the City's commitment to HUD's Healthy Homes Initiative which takes a comprehensive approach to reducing housing-related hazards in a coordinated fashion, rather than addressing a single hazard at a time. The program provides the opportunity for homeowners to maintain a safe environment for themselves and their families, free of health hazards and safety concerns. For more information visit

<http://www.austintexas.gov/department/private-lateral-program>

Actions planned to enhance coordination between public and private housing and social service agencies

NHCD will continue to work closely with the following organizations to overcome gaps and enhance coordination efforts: African American Resource Advisory Commission (AARAC), Community Development Commission (CDC), Community Advancement Network (CAN), Community Housing Development Organizations (CHDOs), Ending Community Homelessness Coalition (ECHO), Housing Authority of the City of Austin (HACA), Housing Authority of Travis County (HATC), HousingWorks, the Urban Renewal Agency as well as other key stakeholders and organizations. NHCD will also remain engaged with housing finance agencies, the National Association of Local Housing Finance Agencies (NALHFA) and the Texas Association of Local Housing Finance Agency (TALHFA), to connect with other agencies whose missions address critical housing needs.

In FY 2019-20, NHCD will continue to participate in the Opportunity Mapping. Opportunity mapping is a research tool used to understand the dynamics of opportunity within geographic areas. The purpose of opportunity mapping is to illustrate where opportunity-rich communities exist (and assess who has access to these communities) and to focus on areas of need in underserved or opportunity-poor communities. Key indicators include: housing stability, education, health and well-being, economic security, and mobility. As NHCD moves forward in implementing a geographic dispersion/siting policy ensuring affordable housing in all parts of Austin, staff anticipates utilizing the Opportunity360 methodology to further the City's housing and community development goals.

Discussion:

Section 108 Loan Guarantee/Family Business Loan Program (FBLP)

The purpose of the Family Business Loan Program (FBLP) is to make low-interest loans to qualified Austin small business owners who are ready to expand their business and create jobs. The FBLP is a public-private partnership between the City of Austin, U.S. Small Business Administration (SBA) certified community lenders and private banks. The City's portion of the funding is provided by a U.S. Department of Housing and Urban Development (HUD) Section 108 loan guarantee.

During FY2012, the Economic Development Department (EDD) developed the FBLP program guidelines, and the guidelines were approved by HUD, the Texas Attorney General's Office, and the Austin City Council.

The Austin City Council and Texas Attorney General's Office also approved acceptance of a \$3 million Section 108 HUD loan guarantee to provide funding for the FBLP.

EDD made extensive efforts to inform businesses about the FBLP during FY2012. EDD staff has met with individual business owners and presentations were made to the Greater Austin Hispanic Chamber of Commerce, the Capital City African American Chamber of Commerce, and the Austin Gay and Lesbian Chamber of Commerce. FBLP presentations were also made to the City of Austin's Community Development Commission, the African American Resource Commission, and to eleven neighborhood and community associations that represent East Austin.

EDD received Council approval for the first FBLP loan in May 2013, which will create 12 new low- to moderate-income jobs within five years in the Saltillo neighborhood. Since 2013, EDD has funded more than \$4.9 million in loans, leveraged over \$29 million in private lender financing and reported more than 230 new/retained full-time equivalents (FTEs) benefiting low- to moderate-income persons. EDD has expanded the program City-wide to better serve all 10 newly approved Council districts and will continue to reach out to underserved communities in the Austin, Texas area.

DRAFT

AP-90 Program Specific Requirements – 91.220(I) (1,2,4)

Introduction:

The following information is being included in response to the Annual Action Plan Review Checklist that has been provided by HUD. Additional program related information can be found in *Appendix III*.

Monitoring

The goal of the City of Austin's monitoring process is to assess subrecipient/contractor performance in the areas of program, financial and administrative compliance with applicable federal, state and municipal regulations and current program guidelines. The City of Austin's monitoring plan consists of active contract monitoring and long-term monitoring for closed projects. For more information including a copy of the City of Austin's Monitoring Plan please see *Appendix III*.

20% CDBG Administrative Cap

- CDBG Entitlement: \$7,772,037
- Admin. Expense: \$1,554,407 = **20.00%**

15% CDBG Public Service Cap

- CDBG Entitlement: \$7,772,037
- Public Service Expense: \$1,165,805 = **15.00%**

10% HOME Administrative Cap

- HOME Entitlement: \$3,031,606
- Expense: \$303,160 = **10.00%**

15% CHDO Set Aside

- HOME Entitlement: \$3,031,606
- CHDO Set Aside: \$454,740 = **15.00%**

3% HOPWA Administrative Cap

- HOPWA Entitlement: \$1,659,729
- HOPWA Administrative Expense: \$49,791 = **3.00% HOPWA**

7.5% ESG Administrative Cap

- ESG Entitlement: \$669,980

- ESG Administrative Expense: \$50,248=7.5%

Selection of Project Sponsors

Austin Public Health has contracted with two agencies, AIDS Services of Austin (ASA) and Project Transitions (PT) since 1995. These two agencies have been the sole respondents to Notifications of Funding Availability (NOFA) for HOPWA services. They also were selected to provide these services via a Request for Applications (RFA) process in August of 2002 and have been the designated subrecipients for these services. These agencies carry out activities independently or collaboratively with other housing case management providers in the area and have a history of satisfactory service performance and delivery.

DRAFT

Community Development Block Grant Program (CDBG)

Reference 24 CFR 91.220(l)(1)

Projects planned with all CDBG funds expected to be available during the year are identified in the Projects Table. The following identifies program income that is available for use that is included in projects to be carried out.

| | |
|------------------------------------------------------------------------------------------------------------------------------------------------------------------------------------------------|---|
| 1. The total amount of program income that will have been received before the start of the next program year and that has not yet been reprogrammed | 0 |
| 2. The amount of proceeds from section 108 loan guarantees that will be used during the year to address the priority needs and specific objectives identified in the grantee's strategic plan. | 0 |
| 3. The amount of surplus funds from urban renewal settlements | 0 |
| 4. The amount of any grant funds returned to the line of credit for which the planned use has not been included in a prior statement or plan | 0 |
| 5. The amount of income from float-funded activities | 0 |
| Total Program Income: | 0 |

Other CDBG Requirements

| | |
|------------------------------------------------------------------------------------------------------------------------------------------------------------------------------------------------------------------------------------------------------------------------------------------------------------------------------------------------------------------------------------------------|--------|
| 1. The amount of urgent need activities | 0 |
| 2. The estimated percent of CDBG funds that will be used for activities that benefit persons of low-and moderate-income. Overall Benefit - A consecutive period of one, two or three years may be used to determine that a minimum overall benefit of 70% of CDBG funds is used to benefit persons of low-and moderate-income. Specify the years covered that include this Annual Action Plan. | 70.00% |

HOME Investment Partnership Program (HOME)

Reference 24 CFR 91.220(l)(2)

1. A description of other forms of investment being used beyond those identified in Section 92.205 is as follows:

The City does not anticipate utilizing any other forms of investment beyond those identified in Section 92.205.

2. A description of the guidelines that will be used for resale or recapture of HOME funds when used for homebuyer activities as required in 92.254, is as follows:

To view the City's Resale and Recapture Policy, please see *Appendix III-A*.

3. A description of the guidelines for resale or recapture that ensures the affordability of units acquired with HOME funds? See 24 CFR 92.254(a)(4) are as follows:

Cities receiving HOME Investment Partnership Funds are required to comply with a designated affordability period. The affordability period of any project is contingent upon the amount per unit subsidy received and may be five, ten, or fifteen years long. Participating jurisdictions are required to utilize the recapture or resale provisions to ensure continued affordability and the wise stewardship of federal funds. The following NHCD programs use HOME funds to assist homebuyers, developers, or homeowners; thus, recapture and resale provisions are incorporated in its program guidelines: Down Payment Assistance (DPA), Homeowner Rehabilitation Loan Program (HRLP), and the Ownership Housing Development Assistance (OHDA).

Resale

In cases where HOME funding was provided to the developer but not directly to the homebuyer, the resale method is used. The affordability period is enforced through a Restrictive Covenant signed by the homebuyer at closing and is recorded in the County Clerk's Official Public Records. The Restrictive Covenant details the length of the affordability period and the specific resale requirements that must be satisfied should the owner wish to sell the property prior to the end of the affordability period. Both recapture and resale options have distinct advantages; the decision of which option to use is a matter of weighing factors such as trends in the marketplace, the availability of homeownership opportunities for lower-income households in the community, and the homebuyer program local objectives.

Recapture

Under a recapture provision, the HOME financial assistance generally must be repaid. This option allows the seller to sell to any willing buyer at any price; participating jurisdictions can decide what proportion of net proceeds from sale, if any, will go to the homebuyer and what proceeds will go to

the participating jurisdiction. Once the HOME funds are repaid, the property is no longer subject to any HOME restrictions. The funds may then be used for any other HOME-eligible activity. The City's Resale/Recapture Policy can be found in *Appendix III*.

4. Plans for using HOME funds to refinance existing debt secured by multifamily housing that is rehabilitated with HOME funds along with a description of the refinancing guidelines required that will be used under 24 CFR 92.206(b), are as follows:

The City has no plans to utilize HOME funds to refinance existing debt secured by multifamily housing rehabilitated with HOME funds.

DRAFT

Emergency Solutions Grant (ESG)

Reference 91.220(l)(4)

1. Include written standards for providing ESG assistance (may include as attachment)

Please see ESG Program Standards attached in *Appendix III-B*.

2. If the Continuum of Care has established centralized or coordinated assessment system that meets HUD requirements, describe that centralized or coordinated assessment system.

ECHO, the lead agency for the Continuum of Care (CoC) and Homelessness Management Information System (HMIS) Database, has also taken the lead on the implementation of the CoC's Coordinated Entry System (CE). The system was first opened in November of 2014, and the CoC Membership Council adopted CE standards in January 2018 that meet all CE requirements established by HUD CPD-17-01. All CoC and ESG programs participate in this system, in compliance with 2012 CoC Program interim rule (24 CFR 578) and the 2011 Emergency Solutions Grants (ESG) interim rule (24 CFR 576).

The CE system consolidates and simplifies the process by which clients can request ESG and COC assistance, as well as additional community resources which have voluntarily agreed to the same minimum standards and practices as these two funding sources. The system also creates a concrete and comprehensive list of resource shortfalls so that the community can advocate for increased funding in the most efficient and specific manner possible.

In order to affirmatively engage clients in the greatest need with the CE system, the CoC has developed an integrated Outreach, Navigation, and Emergency Shelter system that actively engages and assesses individuals in the greatest need, then proactively documents eligibility and keeps households engaged. Street Outreach teams, Navigation Center staff, and Emergency Shelter staff are trained to administer the CE eligibility and vulnerability assessment to add clients to a shared community By Name List for further engagement towards specific housing program openings. The CoC provides assessment staff on a supplemental and temporary basis to close assessment need gaps while partners are development internal assessment capacity. The CoC prioritizes all permanent housing resources based upon the vulnerabilities captured by this common vulnerability and eligibility assessment system.

To further ensure the system reaches people least likely to apply unassisted, dedicated walk-in locations are co-located with complementary services such as career services, family medical services, and drop-in day resources. The CoC also publishes a public web portal which includes a direct contact section where clients or community members can request a phone appointment or a personalized location appointment. Many of the street outreach and community partner organizations are specifically dedicated to hard-to-reach populations such as unsheltered families, chronically homeless veterans, unaccompanied youth, HIV/AIDS, refugees/asylees, and mental health.

3. Identify the process for making sub-awards and describe how the ESG allocation available to private nonprofit organizations (including community and faith-based organizations).

There has been no competition for the ESG Rapid Rehousing and ESG HMIS Agreements funds since 2012, when the Rapid Rehousing funding was competed. In 2018-2019 APH competed the Austin Resource Center for the Homeless (ARCH) shelter Agreement and is working with National Alliance to End Homelessness (NAEH) to redesign the shelter programs, which will result in reduction of shelter beds from 160 to 130, Day Resource Center services will only be available to shelter clients, and housing-focused case management made available to all shelter clients. The Day Resource Center program also includes a number of services such as mental health care, legal assistance, and employment assistance provided by co-located agencies. In addition, ARCH also houses the Healthcare for the Homeless clinic operated by CommunityCare/Central Health.

These changes came after an in-depth, year-long community input and consultation process. The City will require a high level of data quality, increased outcomes for persons exiting to permanent housing, and a shortened length of stay. NAEH is contracting with OrgCode Consulting to work with the shelter administrator to address shelter client workflow, data quality, staffing changes, housing case management for all shelter clients, and ensuring that all client services are housing-focused with a rapid exit from shelter.

See the ESG Subawards table at the end of this section for details on all programs.

Please see the ESG Program Standards for the Grant Subaward Process.

4. If the jurisdiction is unable to meet the homeless participation requirement in 24 CFR 576.405(a), the jurisdiction must specify its plan for reaching out to and consulting with homeless or formerly homeless individuals in considering policies and funding decisions regarding facilities and services funded under ESG.

APH works with the Ending Community Homelessness Coalition (ECHO) to develop the ESG program and ECHO has persons who are homeless or formerly homeless as members.

5. Describe performance standards for evaluating ESG.

All City of Austin homeless contracts have the following performance measures:

- Number of unduplicated clients served.
- Number of households provided homeless services that transition from homelessness into housing. In addition, all ESG recipients must provide demographic information to reflect the IDIS report screens.

Please also see attached ESG Program Standards in *Appendix III-B*.

ESG Sub-Awards

FY 2019-20 Programs

| Agency | Program | New Contract, Renewal or Competitive Process |
|---------------------------------|-----------------|----------------------------------------------|
| Front Steps | ARCH Shelter | New - Competition 2019 |
| Front Steps | Rapid Rehousing | Renewal |
| APH Communicable Disease Unit | Rapid Rehousing | Renewal |
| Downtown Austin Community Court | Rapid Rehousing | Renewal |
| Front Steps | HMIS | Renewal |
| APH | Administration | N/A |

Appendix - Alternate/Local Data Sources

| | |
|---|------------------------------------------------------------------------------------------------------------------------------------------------------------------------------------------------------------------------------------------------------------------------|
| 1 | <p>List the name of the organization or individual who originated the data set.</p> <p>Housing Authority for the City of Austin (HACA)</p> |
| | <p>Provide a brief summary of the data set.</p> <p>This was data provided that was different from what was provided from HUD Sources</p> |
| | <p>What was the purpose for developing this data set?</p> <p>Regularly maintained</p> |
| | <p>How comprehensive is the coverage of this administrative data? Is data collection concentrated in one geographic area or among a certain population?</p> <p>HACA maintains the data for their properties</p> |
| | <p>What time period (provide the year, and optionally month, or month and day) is covered by this data set?</p> <p>Current</p> |
| | <p>What is the status of the data set (complete, in progress, or planned)?</p> <p>Complete, current as of the date of the plan</p> |
| 2 | <p>Data Source Name</p> <p>ACS 2017 Estimates</p> |
| | <p>List the name of the organization or individual who originated the data set.</p> <p>U.S. Census Bureau</p> |
| | <p>Provide a brief summary of the data set.</p> <p>See www.census.gov - due to Austin's rapid population growth we are encouraged by stakeholders, residents and partners to utilize the most current reliable data available.</p> |
| | <p>What was the purpose for developing this data set?</p> <p>Purposes defined by the Federal Government</p> |
| | <p>How comprehensive is the coverage of this administrative data? Is data collection concentrated in one geographic area or among a certain population?</p> <p>Comprehensive</p> |
| | <p>What time period (provide the year, and optionally month, or month and day) is covered by this data set?</p> <p>Estimate for 2017 and, where one year estimates are not available, the five-year estimates are used (2013-2017)</p> |
| | <p>What is the status of the data set (complete, in progress, or planned)?</p> <p>Complete, just updated data to most current available.</p> |

| | |
|---|--------------------------------------------------------------------------------------------------------------------------------------------------------------------------------------------------------------------------------------------------------------------------------------------------------------------------------------------------------------------------------------------|
| 3 | Data Source Name 2019 Root Policy Research Gaps Analysis |
| | List the name of the organization or individual who originated the data set. Root Policy Research as part of the Housing Market Analysis conducted for the City |
| | Provide a brief summary of the data set. Data from the ACS and primary sources (MLS, multifamily surveys) were provided to estimate housing affordability gaps |
| | What was the purpose for developing this data set? To inform effective, efficient policy based on sound data, based on estimates for the City of Austin |
| | What time period (provide the year, and optionally month, or month and day) is covered by this data set? 2017-2018 |
| | What is the status of the data set (complete, in progress, or planned)? Complete |
| | Data Source Name Central Texas Regional AI Resident Survey |
| | List the name of the organization or individual who originated the data set. Root Policy Research for AI community engagement |
| | Provide a brief summary of the data set. Survey of more than 3,000 residents living in the City of Austin. Representative samples of low-income renters, low-income owners, persons with disabilities, racial and ethnic groups, large families, families with children |
| | What was the purpose for developing this data set? To collect current data on housing and economic opportunity challenges and needs, allowing calculation of disproportionate needs. Survey findings were also used to inform the action items in the Analysis of Impediments. |
| | How comprehensive is the coverage of this administrative data? Is data collection concentrated in one geographic area or among a certain population? The data are representative of the City of Austin overall with representative samples of low-income renters, low-income owners, persons with disabilities, racial and ethnic groups, large families, families with children |
| | What time period (provide the year, and optionally month, or month and day) is covered by this data set? 2018 |
| 4 | What is the status of the data set (complete, in progress, or planned)? Complete |
| | Data Source Name 2019 HUD FMR and HOME Rents |
| | List the name of the organization or individual who originated the data set. U.S. Department of Housing and Urban Development |
| | Provide a brief summary of the data set. Released 2019 Fair Market and HOME Rents |

| | |
|--|------------------------------------------------------------------------------------------------------------------------------------------------------------------------------------------------------------------------------------------------------------------------------------------------------------------------------------------------------------------------------------------------------------------------------------------------------------------------------------------------------------------------------------------------------------------------------------------------------------------------------------------|
| | <p>What was the purpose for developing this data set?</p> <p>Fair Market Rent is a term in real estate that indicates the amount of money that a given property would command, if it were open for leasing at the moment. Fair market rent is an important concept both in the Housing and Urban Development's ability to determine how much of the rent is covered by the government for those tenants who are part of Section 8, as well as by other governmental institutions.</p> |
| | <p>How comprehensive is the coverage of this administrative data? Is data collection concentrated in one geographic area or among a certain population?</p> <p>The Austin-Round Rock-San Marcos MSA is using the revised Office of Management and Budget (OMB) area definitions that were first issued in 2003 along with HUD Metro Fair Market Rent Area (HMFAs) as described in the FMR documentation, which can be found at (Austin-Round Rock-San Marcos, TX MSA FY 2011 FMR Documentation system)</p> <p>https://www.huduser.gov/portal/datasets/fmr.html</p> |
| | <p>What time period (provide the year, and optionally month, or month and day) is covered by this data set?</p> <p>2019 estimates</p> |
| | <p>What is the status of the data set (complete, in progress, or planned)?</p> <p>Complete</p> |

Attachment I A: Citizen Participation Plan



CITY OF AUSTIN
NEIGHBORHOOD HOUSING AND COMMUNITY DEVELOPMENT (NHCD) DEPARTMENT
CITIZEN PARTICIPATION PLAN

A. PURPOSE

Participating Jurisdictions (PJs) that receive U.S. Department of Housing and Urban Development (HUD) entitlement grant funds must develop a Citizen Participation Plan (CPP). The CPP describes efforts that will be undertaken to encourage community members to participate in the development of the City's federal reports: Assessment of Fair Housing (AFH), Consolidated Plan, annual Action Plan, and the Consolidated Annual Performance and Evaluation Report (CAPER).

The CPP is designed to encourage the participation of city residents in the development of the federal reports listed above, particularly those residents who are predominantly low- and moderate-income. The CPP also encourages local and regional institutions and other organizations (including businesses, developers, and community and faith-based organizations) in the process of developing and implementing the Consolidated Plan and related reports. The City takes appropriate actions to encourage the participation of persons of minority backgrounds, persons with limited-English proficiency, and persons with disabilities.

The City of Austin is committed to compliance with the Americans with Disabilities Act (ADA) and Section 504 of the Rehabilitation Act of 1973, as amended. Reasonable modifications and equal access to communications will be provided upon request. The City of Austin does not discriminate on the basis of disability in the admission or access to, or treatment or employment in, its programs and activities.

The City of Austin considers it the right of all Austin's residents to have the opportunity to provide input and comment on the use of public funds and the community's needs related to affordable housing and community and economic development.

The CPP applies to six areas of planning for the use of affordable housing, community and economic development made possible through HUD funding:

- 1) Assessment of Fair Housing (AFH);
- 2) The Consolidated Plan;
- 3) The annual Action Plan;
- 4) The Consolidated Annual Performance and Evaluation Report (CAPER);
- 5) Substantial amendments to a Consolidated Plan and/or annual Action Plan; and
- 6) Amendments to the CPP, itself.

The City of Austin's program/fiscal year begins October 1 and ends September 30. In order to receive entitlement grant funding, the U. S. Department of Housing and Urban Development (HUD) requires jurisdictions to submit a Consolidated Plan every five years. This plan is a comprehensive strategic plan for community planning and development activities. The annual Action Plan serves as the City's

application for these HUD grant programs. Federal law also requires community members have opportunities to review and comment on the local jurisdiction's plans to allocate these funds.

The purpose of programs covered by this CPP is to improve the Austin community by providing: decent housing, a suitable living environment, and growing economic opportunities – all principally for low- and moderate- income households.

This document outlines how members of the Austin community may participate in the six planning areas listed above. General requirements for all or most activities are described in detail in Section E of the Citizen Participation Plan (CPP).

B. HUD PROGRAMS

The City of Austin receives four entitlement grants from the U.S. Department of Housing and Urban Development (HUD), to help address the City's affordable housing, community and economic development needs. The four grant programs are described below:

1. ***Community Development Block Grant Program (CDBG):*** Title I of the Housing and Community Development Act of 1974 (PL 93-383) created the CDBG program. It was re-authorized in 1990 as part of the Cranston-Gonzalez National Affordable Housing Act. The primary objective of the CDBG program is to develop viable urban communities by providing decent housing and a suitable living environment and by expanding economic development opportunities for persons of low and moderate income. The City develops locally defined programs and funding priorities for CDBG, but activities must address one or more of the national objectives of the CDBG program. The three national objectives are: (1) to benefit low- and moderate- income persons; (2) to aid in the prevention or elimination of slums or blight; and/or (3) to meet other urgent community development needs. The City of Austin's CDBG program emphasizes activities that directly benefit low and moderate-income persons.
2. ***HOME Investment Partnerships Program (HOME):*** HOME was introduced in the Cranston-Gonzalez National Affordable Housing Act of 1990 and provides funding for housing rehabilitation, new housing construction, acquisition of affordable housing, and tenant-based rental assistance. A portion of the funds (15 percent) must be set aside for community housing development organizations (CHDOs) certified by the City of Austin.
3. ***Emergency Shelter/Solutions Grant (ESG):*** The ESG Program is authorized by the Steward B. McKinney Homeless Assistance Act of 1987 and was amended by the Homeless Emergency Assistance and Rapid Transition to Housing (HEARTH) Act of 2009. ESG has four primary objectives: (1) to improve the quality of existing emergency shelters for the homeless; (2) to provide additional emergency shelters; (3) to help meet the cost of operating emergency shelters; and (4) to provide certain essential social services to homeless individuals. The program is also intended to help reduce the number of people at risk of becoming homeless.
4. ***Housing Opportunities for Persons with AIDS (HOPWA):*** HOPWA funds may be used to assist housing designed to meet the needs of persons with HIV/AIDS, including the prevention of homelessness. Supportive services may also be included. HOPWA grants are allocated to Eligible Metropolitan Statistical Areas (EMSAs) with a high incidence of HIV/AIDS. The City of Austin receives a HOPWA grant on behalf of a five-county EMSA (Bastrop, Hays, Travis, Williamson, and Caldwell Counties).

C. LEAD AGENCY

The Neighborhood Housing and Community Development (NHCD) Office is designated by the Austin City Council as the lead agency for the administration of the CDBG, HOME, HOPWA, and ESG grant programs. Through the U.S. Department of Housing and Urban Development (HUD) NHCD directly administers the CDBG

and HOME programs. The City Council designates the Austin Public Health (APH) to administer the HOPWA and ESG programs.

As the lead agency for HUD, NHCD is responsible for developing the Consolidated, annual Action Plans, and the Consolidated Annual Performance and Evaluation Report (CAPER). NHCD coordinates with APH, boards and commissions and other community agencies to develop these documents. Needs and priorities for funding for the ESG and HOPWA grants are developed by APH in consultation with community agencies.

D. PLANNING ACTIVITIES SUBJECT TO CITIZEN PARTICIPATION PLAN

ACTIVITY 1 – ASSESSMENT OF FAIR HOUSING. The Assessment of Fair Housing (AFH) is a planning document prepared in accordance with HUD regulations at 24 CFR 91.105 and 24 CFR 5.150 through 5.166, which became effective June 30, 2015. This AFH includes an analysis of fair housing data, assesses fair housing issues and contributing factors, and identifies the City's fair housing priorities and goals for affirmatively furthering fair housing.

1. **Stakeholder Consultation and Outreach.** In the development of the AFH, the City will consult with other public and private agencies including, but not limited to, the following:
 - Local public housing authorities
 - Other assisted housing providers
 - Social service providers including those focusing on services to minorities, families with children, the elderly, persons with disabilities, persons with HIV/AIDS and their families, homeless persons, and other protected classes
 - Community-based and regionally-based organizations that represent protected class members and organizations that enforce fair housing laws
 - Regional government agencies involved in metropolitan-wide planning and transportation responsibilities
 - Financial and lending sector partners

A variety of mechanisms may be utilized to solicit input from these entities. These could include telephone or personal interviews, mail surveys, internet-based feedback and surveys, focus groups, and/or consultation workshops.

2. **Publishing Data.** City staff shall make any proposed analysis and the relevant documents, including the HUD-provided data and any other data to be included in the AFH, available to the public in a manner that affords diverse residents and others the opportunity to examine the content.
3. **Public Hearing.** To obtain the views of the general public on AFH-related data and affirmatively furthering fair housing in the City's housing and community development programs, the City will conduct at least one public hearing before the Community Development Commission (CDC) during the development of the AFH.
4. **Public Display and Comment Period.** The draft AFH will be placed on display in physical and online form for a period of no less than 30 calendar days to encourage public review and comment. The public notice shall include a brief summary of the content and purpose of the draft AFH, the dates of the public display and comment period, the locations where copies of the proposed document can be examined, how comments will be accepted, and

the anticipated submission date to HUD. The Draft AFH will be made available at public libraries, public housing authorities, neighborhood centers, at NHCD's Office, and on the NHCD's web site (www.austintexas.gov/housing). In addition, upon request, federal reports will be provided in a form accessible to persons with disabilities.

5. **Comments Received on the Draft Assessment of Fair Housing.** Comments will be accepted by the City Contact Person, or a designee, during the 30-day public display and comment period. The City will consider any comments or views received in writing, or orally at the public hearing, in preparing the final AFH. A summary of these comments or views, and a summary of any comments or views not accepted and the reasons why, will be attached to the final AFH for submission to HUD.
6. **Submission to HUD.** All written or oral testimony provided will be considered in preparing the final AFH. The AFH will be submitted to HUD 270 days before the Consolidated Plan is due.
7. **Revisions to AFH.** A HUD accepted AFH must be revised and submitted to HUD for review when either of the following situations occurs:
 - a. A material change occurs. A material change is one that both;
 - i) impacts the circumstances in the City which may include natural disasters, significant demographic changes, new significant contributing factors, and civil rights findings and
 - ii) causes alterations to the AFH's analyses, contributing factors, priorities, and/or goals.
 - b. The City receives a written notification from HUD specifying a material change.

Whenever a Revision to the Assessment of Fair Housing is proposed, it will be available for public comment for a period of thirty (30) days before submission to HUD. A Revision to the Assessment of Fair Housing will not be implemented until the conclusion of the 30-day public comment period. A summary of all comments or views received in writing, or orally, during the comment period, will be attached to the Revision upon submission to HUD.

ACTIVITY 2 –CONSOLIDATED PLAN. The City of Austin's Consolidated Plan is developed through a collaborative process whereby the community establishes a unified vision for Austin's affordable housing, and community and economic development initiatives.

Community members' participation is an essential component in developing the Consolidated Plan, including amending the plan as well as reporting on program performance. Consultations, public hearings, community meetings, surveys and opportunities to provide written comment are all a part of the strategy to obtain community members' input. The City will make special efforts to solicit the views of community members who reside in the designated CDBG-priority neighborhoods of Austin, and to encourage the participation of all community members including minorities, the non-English speaking population, and persons with disabilities. Actions for public participation in the Consolidated Plan follow:

1. **Consultations with Other Community Institutions.** In developing the Consolidated Plan, the City will consult with other public and private agencies, both for-profit and non-profits that either provide or have direct impact on the broad range of housing, health, and social services needed by Austin residents. Consultations may take place through meetings, task forces or committees, or other means with which to coordinate information and facilitate communication. The purpose of these meetings is to gather information and data on the community and economic development needs of the community. The City will seek specific input to identify the needs of persons experiencing homelessness, persons living with HIV/AIDS and their families, persons with disabilities and other special populations.

2. **Utilize Quantitative and Qualitative Data on Community Needs.** City staff shall review relevant data and conduct necessary evaluation and analysis to provide an accurate assessment of community needs and priorities on which to base strategic recommendations.
3. **Initial Public Hearings.** There will be a minimum of two public hearings at the beginning stages of the development of the Consolidated Plan before the Community Development Commission (CDC), policy advisers to NHCD appointed by the City Council, to gather information on community needs from community members. There will be two more hearings sponsored by organizations working with low- and moderate-income populations. An additional hearing will be held before City Council. Based on public testimony received, the CDC will make recommendations to City Council on the community needs.
4. **Written Comments.** Based on public input and quantitative analysis, NHCD staff will prepare a draft Consolidated Plan, which also includes proposed allocation of first-year funding. A period of 30 calendar days will be provided to receive written comments on the draft Consolidated Plan. The draft plan will be made available at public libraries, public housing authorities, neighborhood centers, at NHCD's Office, and on the NHCD's web site (www.austintexas.gov/housing/publications.) In addition, upon request, federal reports will be provided in a form accessible to persons with disabilities.
5. **Draft Consolidated Plan Public Hearings.** There will be a public hearing held before the City Council to receive oral public comments on the draft. An additional hearing will be held before the Community Development Commission (CDC). These hearings will be scheduled during the 30-day written comment period on the draft plan. The CDC will be given the opportunity to make recommendations to Council on the draft Consolidated Plan/ Action Plan.
6. **Final Action on the Consolidated Plan.** All written or oral testimony provided will be considered in preparing the final Consolidated Plan. A summary of testimony received and the City's reasons for accepting or not accepting the comments must be included in the final document. The City Council will consider these comments, CDC recommendations, and the recommendations of the City Manager before taking final action on the Consolidated Plan. Final action by the City Council will occur no sooner than fifteen calendar days next following the second City Council public hearing on the draft plan. When approved by City Council, the Consolidated Plan will be submitted to HUD, no later than August 15 each year.

ACTIVITY 3 – ONE-YEAR ACTION PLAN. Each year the City must submit an annual Action Plan to HUD, reporting on how that year's funding allocation for the four HUD entitlement grants will be used to achieve the goals outlined in the Consolidated Plan.

1. NHCD staff will gather input from community members and consultations to prepare the draft Action Plan and report progress on Fair Housing Action Plan. There shall be two public hearings: one before the Community Development Commission (CDC) and one before the City Council to receive community member input on the community needs, including funding allocations.
2. NHCD staff will gather public input and statistical data to prepare the draft Action Plan. A draft Action Plan will be available for 30 days for public comment after reasonable notice to the public is given.
3. During this comment period, the CDC and the City Council shall conduct two additional public hearings to receive public comments on the draft Action Plan and Consolidated Plan, if it is during a Consolidated Planning year.
4. The CDC will be given the opportunity to make recommendations to the City Council prior to its final action.
5. Final action by the City Council will occur no sooner than fifteen calendar days following the second Council public hearing on the draft Action Plan.
6. When approved by City Council, the Action Plan will be submitted to HUD.

ACTIVITY 4 – SUBSTANTIAL AMENDMENTS TO CONSOLIDATED/ACTION PLAN. Recognizing that changes during the year may be necessary to the Consolidated Plan and annual Action Plan after approval, the Citizen Participation Plan allows for “substantial amendments” to plans. These “substantial amendments” apply only to changes in CDBG funding allocations. Changes in funding allocation for other HUD grant programs received by the City of Austin -- HOME, ESG, and HOPWA - are not required to secure public review and comment. The CPP defines a substantial amendment as:

- a) A proposed use of CDBG funds that does not address a need identified in the governing Consolidated Plan or annual Action Plan; or
- b) A change in the use of CDBG funds from one eligible program to another. The eligible programs defined in the City of Austin’s Business Plan are “Housing” or “Community Development.”
- c) A cumulative change in the use of CDBG funds from an eligible activity to another eligible activity that decreases an activity’s funding by 10% or more OR increases an activity’s funding by 10% or more during fiscal year. An activity is defined as a high priority need identified in the Consolidated Plan that is eligible for funding in the Action Plan (see Attachment #1 – NHCD’s Investment Plan).

In the event that there are substantial amendments to the governing the Consolidated Plan or annual Action Plan,

- 1. The City will draft the amendment and publish a brief summary of the proposed substantial amendment(s) and identify where the amendment(s) may be viewed
- 2. After reasonable notice, there will be a 30-day written public comment period
- 3. During the 30-day comment period, the City Council shall receive oral comments in public hearings.
- 4. The CDC will be given the opportunity to make recommendations to City Council prior to its final action.
- 5. Upon approval by Council, the substantial amendment will be posted in the official City Council minutes and available online and in the City Clerk’s office. Final action by the City Council will occur no sooner than fifteen calendar days next following the second Council public hearing on the draft plan.

ACTIVITY 5 – CONSOLIDATED ANNUAL PERFORMANCE AND EVALUATION REPORT (CAPER).

The City is required to submit annually by December 30 a CAPER to HUD that describes the City’s progress in meeting the goals in the Consolidated Plan.

- 1. NHCD staff prepares the draft CAPER.
- 2. After reasonable notice is provided, the CAPER is available for 15 days for written public comment.
- 3. The final CAPER and public comments will then be submitted to HUD.
- 4. The CAPER and public comments will be presented at a CDC meeting.

ACTIVITY 6 – AMENDMENTS TO CITIZEN PARTICIPATION PLAN. In the event that changes to this Citizen Participation Plan (CPP) are necessary, the NHCD staff shall draft them.

- 1. After reasonable notice, these will be available to the public for 15 days for written comment.
- 2. The CDC and City Council shall each hold a public hearing to receive oral public comments on the proposed change.
- 3. The CDC will be given the opportunity to make recommendations to City Council prior to its final action.
- 4. Upon approval by City Council, the substantial amendment will be posted in the official City Council minutes and available online and in the City Clerk’s office.

The City will review the CPP at a minimum of every 5 years for potential enhancement or modification; this review will occur as a component of the Consolidated Planning process.

E. GENERAL REQUIREMENTS

The City of Austin is committed to compliance with the Americans with Disabilities Act (ADA) and Section 504 of the Rehabilitation Act of 1973, as amended. Reasonable modifications and equal access to communications will be provided upon request. The City of Austin does not discriminate on the basis of disability in the admission or access to, or treatment or employment in, its programs and activities.

1. **Public Hearings.** Public hearings before the Austin City Council, the Community Development Commission (CDC), and other appropriate community organizations will be advertised in accordance with the guidelines outlined in the notification section below. The purpose of public hearings is to provide an opportunity for community members, public agencies, and other interested parties to provide input on the City of Austin's affordable housing, community and economic development needs. Public hearings will be held in locations accessible to low- and moderate- income residents and persons with disabilities. Spanish translation and translation for individuals with hearing impairments will be provided upon request.
2. **Public Meetings.** Public meetings of the Austin City Council, Community Development Commission (CDC), and other boards and commissions overseeing HUD programs provide opportunities for community members' participation and comment on a continuous basis. Public meeting notices are posted at the Office of the City Clerk at least three days (72 hours), prior to the meeting date, in accordance with the Texas Open Meetings Act. Public meetings are held in locations accessible to persons with disabilities. Spanish translation and translation for individuals with hearing impairments will be provided upon request.

Notification. The Neighborhood Housing and Community Development (NHCD) Office will provide the community advance notice of public hearings and/or public comment periods. The notice will be provided at least two weeks prior to the public hearing date and the start date of comment periods.

Related to the CPP specified federal documents, NHCD will provide public notifications by utilizing City of Austin publications and media (television, print, electronic) that will maximize use of City resources and reach an increased number of Austin residents by direct mail. Related to federal publications referenced above, NHCD will notify the public about public hearings, comment periods, public meetings, and additional opportunities for public feedback through communications outlets that are designed to increase public participation and generate quantifiable feedback/results. NHCD will utilize the following notifications mechanisms as available: City of Austin utility bill inserts (distribution to approximately 410,000 households, 2011); City of Austin web site; and Channel 6, the municipally-owned cable channel. In addition, NHCD will use other available media (print, electronic, television) to promote public feedback opportunities. Notifications will be published in English and Spanish.

NHCD will coordinate with the Community Development Commission, Urban Renewal Agency, other governmental agencies, public housing authorities, key stakeholders, and the general public during the development of the Assessment of Fair Housing, Consolidated Plan and annual Action Plan.

3. **Document Access.** Copies of all planning documents, including the following federal reports: City's Citizen Participation Plan (CPP), Assessment of Fair Housing, Consolidated Plan, annual Action Plan, and the Consolidated Annual Performance and Evaluation Report (CAPER), will be available to the public upon request. Community members will have the opportunity to review and comment on applicable federal reports in draft form prior to final adoption by the Austin City Council. These documents will be made available at public libraries, public housing authorities, certain

neighborhood centers, at NHCD's Office, and on the NHCD's web site (www.austintexas.gov/housing/publications.) In addition, upon request, federal reports will be provided in a form accessible to persons with disabilities.

4. **Access to Records.** The City will provide community members, public agencies, and other interested parties reasonable and timely access to information and records relating to the Citizen Participation Plan (CPP), Assessment of Fair Housing, Consolidated Plan, annual Action Plan, and CAPER, and the City's use of assistance under the four entitlement grant programs, as stated in the Texas Public Information Act and the Freedom of Information Act.
5. **Technical Assistance.** The City will provide technical assistance upon request and to the extent resources are available to groups or individuals that need assistance in preparing funding proposals, provided that the level of technical assistance does not constitute a violation of federal or local rules or regulations. The provision of technical assistance does not involve re-assignment of City staff to the proposed project or group, or the use of City equipment, nor does technical assistance guarantee an award of funds.

F. COMMUNITY MEMBERS' COMPLAINTS

Written complaints related to NHCD's programs and activities funded through entitlement grant funding may be directed to the Neighborhood Housing and Community Development (NHCD) Office. A timely, written, and substantive response to the complainant will be prepared with 15 working days of receipt of the complaint by NHCD. If a response cannot be prepared within the 15-day period, the complainant will be notified of the approximate date a response will be provided. Written complaints must include complainant's name, address, and zip code. A daytime telephone number should also be included in the event further information or clarification is needed. Complaints should be addressed as follows:

Neighborhood Housing and Community Development Department
Attn: Director
City of Austin
P.O. Box 1088
Austin, Texas 78767

If the response is not sufficient, an appeal may be directed to the City Manager, and a written response will be provided within 30 days. An appeal should be addressed as follows:

City Manager's Office
Attn: City Manager
P.O. Box 1088
Austin, Texas 78767

G. CITY OF AUSTIN'S RESIDENTIAL ANTI-DISPLACEMENT AND RELOCATION ASSISTANCE PLAN

The City of Austin does not anticipate any displacement to occur as a result of any HUD funded activities. All programs will be carried out in such a manner as to safeguard that no displacement occurs. However, in the event that a project involving displacement is mandated in order to address a concern for the general public's health and welfare, the City of Austin will take the following steps:

1. A public hearing will be held to allow interested community members an opportunity to comment on the proposed project and voice any concerns regarding possible relocation. Notice of the public hearing/meeting will be made as per the procedure noted in Section E - General Requirements section of the Citizen Participation Plan.
2. In the event that a project involving displacement is pursued, the City of Austin will contact each person/household/business in the project area and/or hold public meetings, depending on the project size; inform persons of the project and their rights under the Uniform Relocation

Assistance and Real Property Acquisition Policies Act of 1970, as amended, and respond to any questions or concerns.

3. Relocation assistance will be provided in adherence with the City's Project Relocation Plan and the Uniform Relocation Assistance and Real Property Acquisition Policies Act of 1970, as amended.

The City's Anti-Displacement and Relocation Assistance Plan may be viewed in NHCD's Action Plan submitted annually to HUD. The document is available online at www.austintexas.gov/housing; NHCD, 1000 E. 11th Street, Austin, Texas 78702.

The City of Austin is committed to compliance with the Americans with Disabilities Act. Reasonable modifications and equal access to communications will be provided upon request. For assistance please call 974-2210 OR 974-2445 TDD.

Attachment I B: Public Notices and Comments



**Neighborhood Housing and Community Development Department
Notice of Public Hearings on Community Needs
Fiscal Year 2019-2023 Consolidated Plan and Fiscal Year 2019-2020 Action Plan**

The City of Austin expects to receive continued federal funding through four U.S. Department of Housing and Urban Development (HUD) entitlement grants: Community Development Block Grant (CDBG), HOME Investment Partnerships Program (HOME), Emergency Solutions Grant (ESG), and Housing Opportunities for Persons with AIDS (HOPWA). In order to receive these grants, the City of Austin must submit a 5-year Consolidated Plan and an annual Action Plan that provides the community needs, resources, priorities, and proposed activities with regard to housing, community development, economic development, and public services. The City has begun planning the FY 2019-2023 Consolidated Plan, and Fiscal Year 2019-20 Action Plan, which are both due to HUD by August 15, 2019.

As required by the City's Citizen Participation Plan and Texas Local Government Code, Chapter 373, the steps for public participation includes five public hearings on community needs: one public hearing before the Austin City Council, two public hearings before the Community Development Commission (CDC), and two additional public hearings before organizations working with low- and moderate-income populations.

Public Hearings on Community Needs

The public is invited to attend the following public hearings:

- **6:30 PM Tuesday, January 8, 2019:** Before the Community Development Commission, Austin Energy, Town Lake Center, 721 Barton Springs Road
- **4:00 PM Thursday, February 7, 2019:** Before the Austin City Council at City Hall, 301 W. Second Street
- **6:30 PM Tuesday, February 12, 2019:** Before the Community Development Commission, Neighborhood Housing and Community Development Offices, 1000 E. 11th Street
- **Date, Time, Location TBD:** Before the Mayor's Committee for Persons with Disabilities
- **Date, Time, Location TBD:** Before the Austin Area Comprehensive HIV Planning Council


Written Comments

Written comments may be submitted until 5 PM on March 29, 2019. Please include a name, address, and phone number.

Mail to:
Neighborhood Housing and Community Development Department
Attn: Consolidated Plan
P.O. Box 1088
Austin, Texas 78767
Email: NHCD@austintexas.gov

For more information concerning the Fiscal Year 2019-2023 Consolidated Plan and 2019-20 Action Plan process call (512) 974-3100 (voice) or (512) 974-3102 (TDD) Monday through Friday, 8 AM to 5 PM.

The City of Austin is committed to compliance with the Americans with Disabilities Act. Reasonable modifications and equal access to communications will be provided upon request.

 For assistance please call (512) 974-2210 OR (512) 974-2445 TDD.



Departamento de Vivienda y Desarrollo Comunitario
Audiencia Pública de las Necesidades de la Comunidad
Año Fiscal 2019-2023 Plan Consolidado y del Año Fiscal 2019-2020 Plan de Acción

La Ciudad de Austin espera recibir fondos federales a través de cuatro programas del Departamento de Vivienda y Desarrollo Urbano de los E.E.U.U. (HUD): Subvención Bloque Para el Desarrollo Comunitario (CDBG), Sociedades de Inversiones para el Hogar (HOME), Subsidio para Refugios de Emergencia (ESG), Oportunidades de Vivienda para Personas con SIDA (HOPWA). Para recibir estos subsidios de HUD, la Ciudad de Austin debe presentar un plan consolidado de 5 años y un plan de acción anual a HUD, que describa las necesidades, recursos, prioridades y actividades propuestas para la comunidad con respeto a la vivienda, desarrollo de la comunidad, desarrollo económico, y servicios públicos. La Ciudad ha comenzado a desarrollar de su año fiscal 2019-2023 Plan Consolidado, debido a HUD en o antes del 15 de agosto 2019.

Como es requerido por el Plan de Participación Ciudadana de la Ciudad y Tejas Código de Gobierno Local, en el capítulo 373 de los pasos para la participación del público incluye cuatro audiencias públicas sobre las necesidades comunitarias: una audiencia pública ante el Concejo Municipal de Austin, una audiencia pública ante la Comisión de Desarrollo Comunitario (CDC), y dos audiencias públicas adicionales antes de organizaciones que trabajan con poblaciones de bajos y moderados ingresos.

Audiencias Públicas sobre Necesidades de la Comunidad

Se invita al público a que asista a las siguientes audiencias:

- **6:30 PM martes, 8 de enero, 2019:** Ante la Comisión de Desarrollo Comunitario, Austin Energy, Town Lake Center, 721 Barton Springs Road
- **4:00 PM jueves, 7 de febrero, 2019:** Ante el Concejo Municipal de Austin, City Hall, City Council Chambers, 301 W. Second Street
- **6:30 PM martes, 12 de febrero, 2019:** Ante la Comisión de Desarrollo Comunitario, Austin Energy, Town Lake Center, 721 Barton Springs Road
- **Fecha, Tiempo, Ubicación por determinar:** Ante el Comité del Alcalde para Personas con Discapacidades
- **Fecha, Tiempo, Ubicación por determinar:** Ante el Concejo de Planificación Integral del VIH de Austin

Comentarios por Escrito

El público puede someter comentarios por escrito a la siguiente dirección hasta 5 PM el 29 de marzo, 2019. Por favor incluye su nombre, dirección, y número de teléfono:

Envíelos por correo a:
Neighborhood Housing and Community Development Department
Attn: Plan Consolidado
P.O. Box 1088
Austin, Texas 78767
Email: NHCD@austintexas.gov

Para obtener más información sobre el Año Fiscal 2019-2023 Plan Consolidado y 2019-2020 Plan de Acción llame al 512-974-3100 (voz) o al 512-974-3102 (TDD) de lunes a viernes, de 8 AM a 5 PM.

La Ciudad de Austin está comprometida a cumplir con el Decreto sobre Americanos con Discapacidades. Se proveerán razonables modificaciones e igual acceso a comunicaciones cuando éstas sean solicitadas. Para obtener asistencia, llame 512-974-2210 O 512-974-2445 TDD.

Department » Housing » Input Sought on Programs to Serve Low- and Moderate-Income Austinites



CITY OF AUSTIN

FOR IMMEDIATE RELEASE

Release Date: Dec. 20, 2018

Contact: Jeff Patterson 512-974-3172 [Email](#)

INPUT SOUGHT ON PROGRAMS TO SERVE LOW- AND MODERATE-INCOME AUSTINITES

Each year, the City receives federal funding from the U.S. Department of Housing and Urban Development (HUD) for programs and services that support low- and moderate-income families, persons with disabilities, seniors and youth. The City is seeking your input regarding the affordable housing, job creation and public services needs of these community members.

The City of Austin will hold a number of public hearings on the *FY 2019-23 Five-Year Federal Funding Plan* to gather information on community needs from community members. Ultimately, this process is intended to foster community partnerships, cultivate emerging leadership around affordable housing, and facilitate an ongoing dialogue to brainstorm opportunities.

The first three hearings will be held:

January 8, 2019 at 6:30 pm

City's Community Development Commission
Town Lake Center, 721 Barton Springs Road

February 7, 2019 at 4 pm

Austin City Council
Austin City Hall 301 West Second Street

February 12, 2019 at 6:30 pm

City's Community Development Commission
Street-Jones Building, 1000 East 11th Street Room 400A

For more information, please contact NHCD at (512) 974-3100 or visit the Five-year Funding Plan website:
www.austintexas.gov/five.

Share [f](#) [t](#) [p](#)

Communications and Public Information Office 301 W. 2nd Street, Austin, TX 78701

Department » Housing » Hearings Set for Public Input on Programs for Low- and Moderate-Income Austinites



CITY OF AUSTIN

FOR IMMEDIATE RELEASE

Release Date: Jan. 08, 2019

Contact: Jeff Patterson 5129743172 [Email](#)

HEARINGS SET FOR PUBLIC INPUT ON PROGRAMS FOR LOW- AND MODERATE-INCOME AUSTINITES

The City of Austin is scheduling public hearings to gather community input to draft the **FY 2019-23 Five-Year Federal Funding Plan**, which supports programs to address affordable housing, job creation, and public services for low- to moderate-income households.

The City develops the **Funding Plan** to document the needs and proposals for grant funding from the U.S. Department of Housing and Urban Development (HUD) to support low- and moderate-income families, persons with disabilities, seniors, and youth with necessary programs and services. Ultimately, this process is intended to foster community partnerships, cultivate emerging leadership around affordable housing, and facilitate an ongoing dialogue to brainstorm opportunities.

The first three hearings will be held:

January 8, 2019 at 6:30 pm

City's Community Development Commission
Town Lake Center, 721 Barton Springs Road

February 7, 2019 at 4 pm

Austin City Council
Austin City Hall 301 West Second Street

February 12, 2019 at 6:30 pm

City's Community Development Commission
Street-Jones Building, 1000 East 11th Street Room 400A

For more information, please contact NHCD at (512) 974-3100 or visit the Five-year Funding Plan website:
www.austintexas.gov/five.

City of Austin Seeking Feedback on Federal Funding for Housing and Public Services

Online Survey and invitation to meet with Neighborhood/Community Groups to discuss Austin's future needs

The City of Austin's Neighborhood Housing and Community Development Department (NHCD) is launching a public engagement campaign—including an online survey—to gather community feedback on the *Five-Year Federal Funding Plan* for nearly \$11 million in annual grant funding from the U.S. Department of Housing and Urban Development (HUD).

The initiative encourages Austinites to share their thoughts about priorities and programs addressing affordable housing, job creation, and public service needs for low- and moderate-income families, persons with disabilities, seniors, and youth. The survey will run through the middle of March 2019, and is looking for responses from people of all backgrounds.

Austinites have [FOUR WAYS](#) they can participate in this dialogue and provide input about the priorities and goals:

[Take the Five-Year Federal Funding Online Survey](#)

Participants can take [online survey](#) in either [English](#) and [Spanish](#) to rank community priorities, identify areas of need, and make their own suggestions.

[Provide Written Survey/Comments via Email/Mail](#)

Participants can provide written comments or download and complete a [PDF](#) or [Word](#) version of the survey (also in [Spanish](#)) to submit by 5 pm, March 15, 2019 to:

Mail to:

Neighborhood Housing and Community Development Department
Attn: Consolidated Plan
P.O. Box 1088
Austin, Texas 78767

Email: NHCD@austintexas.gov

[Request A Community Presentation](#)

Community groups can request to have a NHCD Community Ambassador attend a meeting to discuss community needs by email: NHCD@austintexas.gov

[Attend a Public Hearing or Presentation on Community Needs](#)

Community members may also attend public hearings and community meetings to discuss the *Five-Year Funding Plan* at events scheduled across the city. [Meeting dates and locations are available here.](#)

Background

Every five years, the City of Austin submits a [Five-Year Federal Funding Plan](#) (also known as a *Consolidated Plan*) to the U.S. Department of Housing and Urban Development (HUD). The *Funding Plan* provides a framework for identifying priorities and programs to address affordable housing, job creation, and public services for low- and moderate-income families, persons with disabilities, seniors, and youth. Funding is provided through block grant programs such as [Community Development Block Grant \(CDBG\) Program](#), [HOME Investment Partnerships \(HOME\) Program](#), [Housing Trust Fund \(HTF\)](#), [Emergency Solutions Grants \(ESG\) Program](#), and [Housing Opportunities for Persons With AIDS \(HOPWA\) Program](#).

Each year the City submits 1) an *Annual Action Plan* that summarizes how federal funds will be used to address specific goals, and 2) a *Consolidated Annual Performance and Evaluation Report* (CAPER) that provides metrics on each year's achievements. Ultimately, this process fosters community partnerships, cultivates leadership, and facilitates an ongoing community dialogue.

For more information, please feel free to visit www.austintexas.gov/five or by phone at 512-974-3100.



Reduce your waste as a way to get a rebate

A recent study showed that 46 percent of what goes into our landfills is made of organic — or compostable — material. The City of Austin wants to help do something about that. The City offers free home composting and chicken keeping classes, and qualifying Austinites can even apply for a \$75 rebate for the purchase of a home composting system or chicken coop.

Composting at home can keep an average of 280 pounds of

waste out of your trash cart each year while also providing you with nutrient-rich soil for your lawn or garden. The average chicken can eat close to seven pounds of food scraps a week and can provide you with eggs, fertilize your grass and eat bugs in your yard.

To learn more about classes, rebates and how to reduce your waste at home, visit austinrecycles.com.



What ECAD is all about

Buying, selling or renting a home or apartment? Austin's Energy Conservation Audit and Disclosure (ECAD) ordinance can help you make a smart decision.

Sellers with homes that are older than 10 years, within the city limits, and served by Austin Energy are required to have an energy audit and to disclose the results to potential home buyers. This gives home buyers a clearer picture of the costs they can expect for energy usage and home maintenance. The audit is also an opportunity for sellers to spotlight the desirable energy-efficient features of their homes.

Multifamily property owners are also required to post their annual Energy Utilization Index scores. The results compare average tenant use to the average in Austin, giving renters an idea of possible energy costs.

For details on the ECAD ordinance, visit austinenergy.com/go/ECAD.

Free household document shredding

Saturday, April 27 from 8 a.m.-1:30 p.m.
Shred-It, 4129 Commercial Center Drive
(entrance to event on St. Elmo Road)

Because of the threat of identity theft, it is important to carefully dispose of personal records including financial and medical records. Austin ARMA, along with Shred-It, are sponsoring the 16th Annual Free Spring Shred Day.

Only dry paper packed in cardboard boxes no larger than 24 x 24 x 36 inches with fitting lids or securely closed box flaps are accepted. Do not bring plastics of any kind, electronic media, batteries, or three-ring binders. All shredded material is recycled.



Please do not arrive before 8 a.m. You will be turned away until the event begins. Monetary donations will be accepted with proceeds split evenly between Austin ARMA and the Central Texas Food Bank.

For more information, please visit austinarma.com/shred-day or leave a message with Austin ARMA at **512-937-3347**.

SAFETY TIP!

Call Before You Dig

Do you know what could be under your yard? This is the kind of mystery that is better solved before you dig. Call Before You Dig is a free service that locates your underground utilities. Your property could be hiding electric cables, gas lines, water lines and wastewater lines. One call to 8-1-1 and all your utilities will be marked. For more information, visit austinenergy.com/go/811.



Doing good in the neighborhood

Do you and your neighbors wish you had a community garden, new playground, sidewalks, public art or bike lanes? The City of Austin's Neighborhood Partnering Program is an award-winning cost share program that pairs community groups with resources and expertise to make these dreams a reality! NPP has successfully partnered with communities across Austin on a range of diverse projects. Here are some things NPP can do for you:

» **Fund community projects up to \$500,000 on City-owned property, including parkland**

» **Fund 30-50 percent of the community cost-share portion through volunteer hours valued at \$25.11 per volunteer hour, in-kind, cash and professional service donations**

» **Help you through the application process with assistance from community outreach specialists**

If this sounds like something you'd be interested in, you can get more information by visiting austintexas.gov/neighborhoodpartnering, emailing PWDNeighborhoodPartnering@austintexas.gov or calling **512-974-6439**.



Every Austinite deserves the opportunity to build today for our communities of tomorrow.

Green your yard this spring

Want to create and maintain a beautiful landscape or garden? Whether you already have a green thumb or have never picked up a garden tool, **growgreen.org** can help! Learn how to pick the best plants for your yard, keep bugs at bay in the least-toxic way and much more. You'll also find rebates and free items offered for water conservation and other landscape improvements.

Join us for our next free homeowners' training the evening of May 9 at Zilker Botanical Garden. You can find more upcoming events at austintexas.gov/watershed, and you can sign up for email alerts about Grow Green classes at eepurl.com/wwr_9.



DON'T BLOW IT!...into the street

Leaves and grass clippings blown into the street wash into and clog storm drains, leading to increased flooding. The foliage that does get through ends up in Austin's creeks and lakes. As this material decomposes, it can reduce the amount of oxygen in the water and kill fish. Here's what you can do:

- » **Blow clippings from walkways back to your yard – keep grass clippings on the lawn and use the leaves as mulch in gardens**
 - » **Add clippings to your backyard compost pile**
 - » **Place clippings into paper lawn bags or compost carts for the City to pick up**
- Visit austintexas.gov/what-do-i-do for more information. To learn more about the Watershed Protection Department's pollution prevention and reduction program, visit austintexas.gov/pollutionprevention.

Input sought on programs to serve low- and moderate-income Austinites

The City is seeking your input regarding the affordable housing, job creation and public services needs of these community members. Each year, the City of Austin receives federal funding from the U.S. Department of Housing and Urban Development for programs and services that support low- and moderate-income families, persons

with disabilities, seniors and youth.

Please provide your input to the Neighborhood Housing and Community Development Department through March by participating in public hearings or by giving feedback in writing or online.

To learn more, call **512-974-3100**, email nhcd@austintexas.gov, or visit austintexas.gov/five.

Si gusta recibir este folleto en español, llame a los Servicios Públicos de la Ciudad de Austin al 512-972-9523.

Customer Service Phone: 512-494-9400

24-Hour Power Outage Reporting: 512-322-9100 | 24-Hour Emergency Water Service: 512-972-1000

North Austin Utility Customer Service Center (Walk-in Center): 8716 Research Blvd., Ste. 115

Rosewood-Zaragosa Neighborhood Center (Walk-in Center): 2800 Webberville Road, Ste. 110



© 2019 City of Austin. All rights reserved.

The City of Austin is committed to compliance with the Americans with Disabilities Act. Reasonable modifications and equal access to communications will be provided upon request. TDD 512-974-3256, Relay Texas 7-1-1.

MAR-45382



Reduzca su basura y reciba un reembolso

Un estudio reciente demostró que 46 por ciento de lo que va a los vertederos está hecho de material orgánico o se puede convertir en compost. La Ciudad de Austin quiere ayudar a hacer algo al respecto. La Ciudad ofrece clases gratis para hacer compost y para criar gallinas en casa, y los residentes de Austin que califiquen pueden incluso solicitar un reembolso de \$75 por la compra de un sistema de compostaje doméstico o corral de gallinas.

Hacer compost en casa puede evitar que 280 libras de desperdicios en

promedio lleguen al bote de basura cada año a la vez que le provee tierra rica en nutrientes para su césped o jardín. La gallina promedio puede comerse cerca de siete libras de restos de alimentos a la semana y puede proveerle huevos, fertilizar su césped y comerse los insectos del jardín.

Para aprender más sobre estas clases, los reembolsos y cómo reducir los desperdicios en su casa, visite austinrecycles.com.



¿De qué se trata ECAD?

¿Está comprando, vendiendo o rentando una casa o apartamento? La Ordenanza de Auditoría y Divulgación de Conservación de Energía (ECAD, por sus siglas en inglés) de Austin Energy puede ayudarle a tomar la decisión correcta.

Las personas que están vendiendo casas de más de 10 años de construidas, dentro de los límites de la ciudad, y que reciben servicios de Austin Energy tienen que proveerles los resultados de la auditoría de energía a los posibles compradores. Esto les da a los compradores una idea más clara de los costos que pueden esperar por el uso de energía y mantenimiento de la casa. La auditoría también es una oportunidad para los vendedores de resaltar la eficiencia de energía de sus casas.

Los propietarios de viviendas multifamiliares también tienen que publicar su calificación anual del Índice de Utilización de Energía. Los resultados comparan el uso promedio del inquilino con el promedio de Austin, para darles una idea de los posibles costos de energía.

Para detalles sobre la ordenanza ECAD, visite austinenergy.com/go/ECAD.

Destrucción gratis de documentos

Sábado 27 de abril de 8 a.m. a 1:30 p.m.
Shred-It, 4129 Commercial Center Drive
(entrada al evento por la calle St. Elmo Road)

Debido a la posibilidad de robo de identidad, es importante deshacerse con cuidado de los registros personales, incluyendo los registros financieros y médicos. Austin ARMA, junto con Shred-It, está patrocinando el 16^{to} Día Anual de Destrucción Gratis de Documentos en la Primavera.

Solo se aceptará papel seco empacado en cajas de cartón de menos de 24 x 24 x 36 pulgadas con tapas que se ajusten bien o cajas con lengüetas que estén bien cerradas.

No traiga plásticos de ningún tipo, medios electrónicos, baterías ni carpetas



de tres anillos. Todos los materiales destruidos serán reciclados.

Por favor no llegue antes de las 8 a.m., o se le pedirá que regrese más tarde cuando comience el evento. Se aceptarán donaciones monetarias, con los fondos divididos entre Austin ARMA y el Banco de Alimentos del Centro de Texas.

Para más información, por favor visite austinarma.com/shred-day o deje un mensaje en Austin Arma a través del **512-937-3347**.

¡CONSEJO DE SEGURIDAD!

Llame antes de excavar

¿Sabe qué puede haber debajo de su jardín? Ese es el tipo de misterio que mejor lo resuelve antes de comenzar a excavar. Llame Antes de Excavar es un servicio gratis que localiza los servicios públicos que están bajo tierra. Su propiedad podría tener escondidos cables eléctricos, tuberías de gas, de agua y de agua residual. Una llamada al 8-1-1 y marcaremos todos sus servicios públicos. Para más información, visite austinenergy.com/go/811.



Haciendo el bien en la comunidad

¿Quisieran usted y sus vecinos tener un jardín comunitario, un parque nuevo, aceras, arte público o carriles para bicicletas? ¡El Programa de Sociedad con los Vecindarios de la Ciudad de Austin es un programa galardonado de costos compartidos que conecta a los grupos comunitarios con los recursos y expertos que pueden hacer esos sueños realidad! NPP, como se conoce el programa por sus siglas en inglés, se ha asociado exitosamente con varias comunidades en Austin en una variedad de proyectos diversos. Estas son algunas de las cosas que NPP puede hacer por usted:

- » Financiar proyectos comunitarios de hasta \$500,000 en propiedades de la Ciudad, incluyendo zonas verdes
- » Financiar 30-50 por ciento de la parte que le corresponde a la comunidad a través de horas de trabajo voluntario valoradas a \$25.11 por hora de voluntariado, donaciones en especie, efectivo y servicios profesionales
- » Ayuda durante el proceso de solicitud con la asistencia de especialistas de promoción comunitaria

Si esto le interesa, puede obtener más información visitando austintexas.gov/neighborhoodpartnering, enviando un correo electrónico a



PWDNeighborhoodPartnering@austintexas.gov o llamando al **512-974-6439**.

Cada residente de Austin se merece la oportunidad de construir hoy nuestras comunidades de mañana.

Un jardín verde esta primavera

¿Le gustaría crear y mantener un jardín hermoso? Ya sea que le guste la jardinería o nunca haya utilizado una herramienta para el jardín, igrowgreen.org puede ayudar! Aprenda cómo escoger las mejores plantas para su jardín, mantener a los insectos alejados de la manera menos tóxica y mucho más. También encontrará reembolsos y artículos gratis para la conservación de agua y otras mejoras para el jardín.

Acompáñenos en nuestra próxima clase gratis para propietarios la tarde del 9 de mayo en el Jardín Botánico Zilker. Puede encontrar más eventos futuros en austintexas.gov/watershed, y puede inscribirse para recibir alertas por correo electrónico sobre las clases de Grow Green en eepurl.com/rrw_9.



¡NO SOPLE!... hacia la calle

Las hojas y recortes del jardín que sopla hacia la calle se van por los drenajes de agua de lluvia y los tapan, causando más inundaciones. Las hojas que logran pasar terminan en los riachuelos y lagos de Austin. A medida que este material se descompone, puede reducir la cantidad de oxígeno en el agua y matar a los peces. Esto es lo que usted puede hacer:

- » Sople los recortes del jardín de la acera nuevamente hacia su jardín, deje los recortes en el césped y use las hojas como mantillo orgánico (mulch) en el jardín
- » Agregue los recortes a la pila de compost de su jardín
- » Coloque los recortes en bolsas de papel o en el bote de compost para que la Ciudad los recoja

Visite austintexas.gov/what-do-i-do para más información. Para aprender más sobre el programa de prevención y reducción de contaminación del Departamento de Protección de Cuencas, visite austintexas.gov/pollutionprevention.

Se busca opiniones y comentarios sobre los programas al servicio de las personas de recursos bajos a moderados en Austin

La Ciudad desea conocer su opinión sobre las necesidades de vivienda económica, creación de empleos y servicios públicos para estos miembros de la comunidad. Todos los años, la Ciudad de Austin recibe fondos federales del Departamento de Vivienda y Desarrollo Urbano de los Estados Unidos para programas y servicios que apoyan a las familias con ingresos de bajos a moderados, personas con discapacidades, adultos mayores y jóvenes.

Por favor provea su opinión al Departamento de Vivienda y Desarrollo Comunitario hasta el mes de marzo participando en las audiencias públicas o enviando sus comentarios por escrito o por Internet.

Para conocer más, llame al **512-974-3100**, envíe un correo electrónico a nhcd@austintexas.gov, o visite austintexas.gov/five.

Número de teléfono de Servicio al Cliente: 512-494-9400

Reporte una avería en el sistema eléctrico disponible las 24 horas: 512-322-9100

Emergencia del servicio de agua disponible las 24 horas: 512-972-1000

North Austin Utility Customer Service Center (centro de servicio en persona): 8716 Research Blvd., Ste. 115

Centro Comunitario Rosewood-Zaragosa (centro de servicio en persona): 2800 Webberville Road, Ste. 110

© 2019 City of Austin. Todos los derechos reservados.

City of Austin se compromete a cumplir con el Decreto para Americanos Discapacitados. Modificaciones razonables e igual acceso a comunicaciones se proveerán, al solicitarlo. TDD 512-974-3256, Relay Texas 7-1-1



From: [City of Austin Communications](#)
To: [CitySource](#)
Subject: CitySource Today, February 20, 2019
Date: Wednesday, February 20, 2019 3:59:01 PM
Attachments: [image001.png](#)

In this week's [CitySource Today](#)

- 1095-C Tax Forms
- **Weigh in on Federal Funding**
- Turn Around, Don't Drown Poster Contest
- Court Amnesty Program
- 2020 Budget Time
- What to Know About Secondary Employment
- Sustainability Corner: Be a Better Driver

New CityView Episode

[Spring Cleaning](#)

[Manchaca Court Closes](#)

[Honoring Former Council Member](#)

[Youth Career Fest](#)

Read CitySource Today at <http://citysource.ci.austin.tx.us/>

CitySource Today will be published each Tuesday. Deadline for submissions is 5 p.m. Thursday before the Tuesday of publication. Submit information to coadigital@austintexas.gov. Information about TRAIN courses should be submitted at least two weeks in advance; please include the training's sponsoring department.

WEIGH IN ON FEDERAL FUNDING FOR COMMUNITY NEEDS



The City is asking for input about community needs for affordable housing, job creation, and public service needs for low- and moderate-income families, persons with disabilities, seniors, and youth. This input will be used to help develop the City's Five-Year Federal Funding Plan for nearly \$11 million in annual grant funding from the U.S. Department of Housing and Urban Development (HUD).

Take the [online survey here](#).

[More information](#).

Current Timeline

| January-March | April | May | June |
|-----------------------------------------------------------------------------------------------------------------------------------------------------------------------------------|-----------------------------------------------------------------------------------------------------------------------------------------------------------------------------------------|-----------------------------------------------------------------------------------------------------------------------------------------------------------------------------------------------------------------------------------------|-----------------------------------------------------------------------------------------|
| <ul style="list-style-type: none"> -Community Meetings Designed to Gather Highest Priorities and Community Input -Public Hearings to Hear Community Needs | <p>April 15: Draft Consolidated Plan is released for Public Review and Comment</p> <p>April 16: Housing and Planning Committee Briefing about Draft Consolidated Plan</p> | <p>May 9: Public Hearing Before City Council on Draft Consolidated Plan</p> <p>May 14: Public Hearing at Community Development Commission on Draft Consolidated Plan</p> <p>May 17: Public Comment Period Ends</p> | <p>June 6: Final Consolidated Plan is Presented to City Council for Approval</p> |

For More Information:
www.austintexas.gov/five

Or Call Us At:
 512-974-3100

Or Email Us At:
NHCD@austintexas.gov



City of Austin Neighborhood Housing and Community Development

FY 2019-23 Five-Year Federal Funding

The City of Austin’s current Five-Year Federal Funding Plan decides how to distribute nearly \$13 million in annual grant funding from the U.S. Department of Housing and Urban Development (HUD).

The public services and programs from this grant address things like affordable housing, job creation, and public service needs for low- and moderate-income families, persons with disabilities, and seniors.

Every five years, local jurisdictions are asked to assess affordable housing and community development needs and market conditions and then create a framework for identifying housing and community development needs. Without it, the City would be in eligible for federal funding from the Department of Housing and Urban Development (HUD).

As part of our discussion, it is important that we recognize that we have finite resources by which to identify key priorities through the *HUD Five-Year Funding Plan*, the *Austin Strategic Housing Blueprint*, the *Austin Housing Market Analysis*, and promote synergies with community needs and priorities.

Current Investment Categories

The current priority goals for the FY 2014-19 Five-Year Federal Funding Plan.

| | | | |
|-----------------------------------------------------------------------------------------------------------------------------------------------------------------------------------------------------------------------------------------------------------------------------------------------------------|-----------------------------------------------------------------------------------------------------------------------------------------------------------------------------------------------------------|------------------------------------------------------------------------------------------------------------------------------------------------------------------------------|-------------------------------------------------------------------------------------------------------------------------------------------------------------------------------------------------------------------------------------------------------------------------------------------|
| Housing Development Assistance <ul style="list-style-type: none"> • Rental Housing Development Assistance • Acquisition and Development • Community Housing Developer Organization (CHDO) Operating Expenses Grants • Developer Incentive-Based Programs | Neighborhood & Commercial Revitalization <ul style="list-style-type: none"> • East 11th and 12th Streets Revitalization • Colony Park Sustainable Community Initiative | Small Business Assistance <ul style="list-style-type: none"> • Community Development Bank • Microenterprise Technical Assistance | Financial Empowerment <ul style="list-style-type: none"> • Individual Development Accounts • HousingSmarts Counseling and Financial Literacy Education |
| Homeless & Special Needs Assistance <ul style="list-style-type: none"> • Emergency Solutions Grant (ESG) programs • Housing Opportunities for Persons with AIDS (HOPWA) programs • Child Care Services • Senior Services • Youth Services | Renter Assistance <ul style="list-style-type: none"> • Tenant-Based Rental Assistance • Architectural Barrier Removal – Rental • Tenants’ Rights Assistance | Homebuyer Assistance <ul style="list-style-type: none"> • HousingSmarts Counseling and Financial Literacy Education • Down Payment Assistance | Homeowner Assistance <ul style="list-style-type: none"> • Architectural Barrier Removal – Owner • Emergency Home Repair • Homeowner Rehabilitation Loan Program • GO Repair! Program • Holly Good Neighbor • LeadSmart |

We Need To Hear From YOU!

The City of Austin is working to ensure that equity and inclusion informs every aspect of our work and our service to all residents.

NHCD is redoubling our efforts to expand our outreach and engage ALL Austinites for input about community programs addressing affordable housing, job creation, and public service needs for low- and moderate-income families, persons with disabilities, seniors, and youth.

To be certain that we are meeting the needs and priorities of EVERY Austinite, NHCD has launched an online survey and is scheduling meetings (just like this one) across the entire city.

The suggestions and recommendation you provide today will be used to help develop the City of Austin's *Five-Year Federal Funding Plan* for nearly \$13 million in annual grant funding from the U.S. Department of Housing and Urban Development (HUD).

However, this is not just an isolated opportunity. We want this to be the first on an ongoing discussion to listen to, and work with, all of Austin's complex and dynamic identities and communities



**Consolidated Plan
Online Survey**
www.austintexas.gov/five



Attend a Public Meeting
www.austintexas.gov/five



**Request a Staff Speaker for
Your Group**
www.austintexas.gov/five



Public Comments via Email
Submitted to
NHCD@austintexas.gov



Comments via Mail
Neighborhood Housing and
Community Development
P.O. Box 1088
Austin, Texas 78767

Our Priority Needs Survey

These are the some of the potential priorities and community needs for programs addressing affordable housing, job creation, and public service needs for low- and moderate-income families, persons with disabilities, seniors, and youth. Public input on these—or perhaps other priority areas—will be used to help develop the City of Austin's Five-Year Federal Funding Plan for nearly \$11 million in annual grant funding from the U.S. Department of Housing and Urban Development (HUD).

- | | | |
|----------------------------------------------------------------------------------------|--------------------------------------------------------------------|--------------------------------------------------------------------|
| <input type="checkbox"/> Availability of affordable housing | <input type="checkbox"/> Home repair / Accessibility improvements | <input type="checkbox"/> Housing for elderly residents |
| <input type="checkbox"/> Mental Health and Counseling | <input type="checkbox"/> Learn how to buy a home | <input type="checkbox"/> Early childhood education (preschool) |
| <input type="checkbox"/> Emergency help for utilities, rent, or food | <input type="checkbox"/> Increased energy efficiency for housing | <input type="checkbox"/> Housing for physically disabled residents |
| <input type="checkbox"/> Temporary or transitional housing | <input type="checkbox"/> Help avoiding eviction | <input type="checkbox"/> Affordable child care (after school care) |
| <input type="checkbox"/> Job training, job opportunities, living wage | <input type="checkbox"/> Help small business | <input type="checkbox"/> Housing for residents with special needs |
| <input type="checkbox"/> Services to prevent homelessness | <input type="checkbox"/> Domestic violence prevention and services | <input type="checkbox"/> Banking services |
| <input type="checkbox"/> Help avoiding discrimination in renting or purchasing housing | | |

Chair

Virginia A. Brown

Co-Chair

Christy D. Moffett

Members

Peggy Davis Braun

Steve Brothers

Yvonne Camarena

Kathleen Casey

Lisa Garcia

Kali Gossett

Esther Johnson

Vella Karman

Chris Laguna

Cecil Lockwood

Todd Marvin

Greg McCormack

Susan McDowell

Jessie Metcalf

Steven James Potter

Kathleen Ridings

Josh Rudow

Dylan Shubitz

Jennifer Stephenson

Ann Teich

Laura Ward

Lyric Wardlow

Kimberly Weinberg

Erin Whelan

Kelly White

Alex Zapata

Advisory Members

Awais Azhar

Bill Brice

Paul Caudero

Sarah Cook

Thomas Visco

Adelita Winchester

Executive Director

Ann Howard

The City of Austin

Neighborhood Housing and Community Development (NHCD) Office

Attn: Consolidated Plan Feedback

P.O. Box 1088

Austin, Texas 78767

March 14, 2019

Re: Consolidated Plan for Federal Funding: FY 19-23

To the City of Austin,

This letter is to provide public comment on the FY 2019-23 Consolidated Plan from the ECHO Membership Council. The Membership Council is elected by the larger Coalition of providers and stakeholders working to end homelessness in the Austin/Travis County community. The Membership Council commends the City of Austin for its continued commitment to provide funding for housing programs and supportive service programs that serve people experiencing homelessness. We encourage the City to take this opportunity to prioritize federal dollars to ending homelessness.

Our recommendations are not focused on specific funding sources; but instead, lay out general policy and funding recommendations, with the expectation that the City will determine how the Consolidated Planning dollars will fit into these ideas. Our comments are meant to encourage accountability and transparency.

The primary purpose of the Homeless Emergency Assistance and Rapid Transition to Housing Act more common known as the HEARTH Act is "to consolidate homeless assistance programs, codify the continuum of care planning process, and establish a goal of ensuring that families who become homeless return to permanent housing within 30 days" (National Alliance to End Homelessness). To swiftly end homelessness in our community, the City, and other funders, must align local programs to work as a unified system in support of the HEARTH Act.

City Council and ECHO's Membership Council have both adopted the Action Plan to End Homelessness as the roadmap for our work. We encourage the City to prioritize and fund the activities and strategies identified in the Action Plan.

In addition, the Membership Council (in the vote: 15 yes, 5 no, 3 abstain) specifically recommends the following actions:

- **We strongly encourage NHCD to create a threshold requirement for any RHDA-funded development specifying inclusion of a certain amount of CoC units.** We appreciate the recent work by NHCD to prioritize the creation of Continuum of Care (CoC) units in the Rental Housing Development Assistance (RHDA) program. CoC units leverage the ability

of all providers who serve people experiencing homelessness to house more households. Without access to CoC units, households experiencing homelessness frequently wait months or years to receive housing assistance and/or exit homelessness.

- **We encourage the City to work with ECHO and other Community Partners to create Shelter Standards, that are evidence-informed, for use across all Emergency Shelters in Austin, regardless of funding source.** We commend the City for committing to working with Front Steps and the National Alliance to End Homelessness to make emergency shelter more effective. The community should right-size emergency shelter with adequate funding for case management of all clients, safe environments, and supportive services for the most vulnerable.
- **The City, ECHO, and other Community Funders should come together to create an Environmental Scan of all funding for housing and services for people experiencing homelessness.** A comprehensive understanding of all current funding amounts and their uses will reveal opportunities for streamlining, highlight funding gaps, and taking effective programs to scale.
- **We encourage the City to align all programs, and policies, by program type (i.e. Rapid Rehousing, Permanent Supportive Housing, Transitional Housing, and Emergency Shelter), related to homelessness with community standards, using evidence-informed best practices.** Austin has created community standards and consistent expectations for programs serving people experiencing homelessness. These standards ensure all programs work effectively and collaboratively to end homelessness. Currently, the City does not always require recipients of funding for homeless services to be consistent with these community standards, which are informed by federal guidelines.

Specific recommendations related to community standards include:

- **We recommend that all City-managed Permanent Housing programs (i.e. Rapid Rehousing and Permanent Supportive Housing) serving people experiencing homelessness should follow community Coordinated Entry prioritization guidelines.** While HUD has encouraged all communities to create coordinated entry systems that prioritize the most vulnerable, there is now an awareness that coordinated entry should be used to facilitate move-ins to permanent housing across the continuum of vulnerability to shorten the wait for housing. ECHO and partners can iterate the local coordinated entry process to accommodate the need. Despite the City's investment in the Coordinated Entry process and HMIS, the City does not require participation in local coordination entry system for some of their programs, which lessens the impact of the process.

- **We recommend all Rapid Rehousing (RRH) programs should have sufficient direct financial assistance resources dedicated to be able to provide a minimum of at least 3 months of rental assistance up to Fair Market Rent in line with HUD best practices.** Without adequate RRH funding, community partners are forced to layer CoC and City funding to serve single households and are often forced to serve higher income households at the expense of more vulnerable clients.
- **We recommend that the City and ECHO work together to create consistent outcome measures that fund the same program type, with emphasis on using HUD System Performance Measures.** This would streamline everyone's work and allow our community to measure progress toward the common goal of ending homelessness and bring us into alignment with the overall goals outlined in the HEARTH Act.

Thank you for your on-going commitment and efforts to ending homelessness in our community.

Sincerely,



Dr. Virginia A. Brown, Chair

ECHO, Membership Council



AUSTIN TENANTS COUNCIL

Safe • Decent • Fair • Housing for All

1124 S. IH 35
Austin, TX 78704

512.474.7006
housing-rights.org

Subject: Five Year Federal Funding Plan

To: City of Austin Neighborhood Housing and Community Development

As the City of Austin's Department of Neighborhood Housing and Community Development (NHCD) sets priorities for the 2019-2023 Five Year Federal Funding Plan, Austin Tenants Council respectfully requests that the following factors be taken into consideration:

- While building affordable housing and providing direct services to Austin's homeless population is critically important, it is *as* important to ensure that Austin's low-income tenants remain stably housed.
- More than half of Austin residents are renters. The shortage of housing/affordable housing, leaves landlords with little incentive to negotiate with tenants when a dispute arises.
- Many renters do not understand their rights according to the Texas Property Code. There are very few resources which make this information available to vulnerable tenants. Often, when tenants are faced with a dispute with a landlord, they are ill prepared to negotiate for themselves. Without focused education and resources, tenants often make decisions that jeopardize their housing. Examples of this include:
 - ❖ Breaking a lease because it seems hopeless that needed repairs will be made
 - ❖ Breaching the lease agreement by withholding rent because a repair has not been made
 - ❖ Not understanding the eviction process and/or not fighting an unfair evictionIn all of these cases, ill-informed decisions can lead to financial consequences that can cause homelessness and create barriers to future housing.
- Tenant education and counseling, repairing and emergency mediations, debt negotiation, and eviction intervention are services that *prevent* homelessness. These services are very cost effective when compared to the cumulative cost of services necessary to remedy displacement and homelessness.

Austin Tenants Council urges NHCD and the City of Austin to prioritize homelessness prevention by funding programs that will keep Austin tenants in safe and stable housing.

Sincerely,

Jeannie Nelson
Executive Director

Public Hearing – Community Development Commission
FY 2019-23 Consolidated Plan - Community Needs Assessment
Date: 8 January 2019

No speakers signed up to speak for the public hearing.

Public Hearing - Austin City Council
FY 2019-23 Consolidated Plan - Community Needs Assessment
Date: 7 February 2019

Four speakers participated in the Public Hearing before the Austin City Council on 26 April 2018:

-Stuart Hersh
-David King
-Hannah Gourgey
-Jeannie Nelson

The following reflects excerpts from the transcript of public testimony. The complete [meeting transcript](#) and [video](#) are available at <http://www.austintexas.gov/department/city-council/2019/20190207-reg.htm>

Stuart Hersh: *"Mayor, members of the council, Stu from district 2. I'm recommending home repairs and child care vouchers be included as highest priority items in the 2019 needs assessment for the consolidated plan priorities for the next five years. Many low-income homeowners don't have sufficient resources to pay their bills and keep their homes safe and sanitary and accessible. The strategic house blueprint approved by the city council in 2017 set a goal of 600 home repairs a year for the next ten years so the need in this needs assessment is for 3,000 home repairs over the next five years. I also recommend that housing vouchers and child care vouchers be included as highest priority in the 2019 consolidated plan. This is particularly important as the city council considers a resolution later this month that could change land use regulations to promote housing affordability. We're just learning about this this week, but this clearly connects to what you're gonna talk about on the 21st in my judgment. Many low-income renters don't have sufficient resources to pay their rent, utility bills, and also pay for early child care development for their young children. While the strategic housing blueprint approved by council in 2015 set goals for treating and preserving rental housing for the poorest among us it will be difficult to achieve these goals for the next ten years unless there's funding for vouchers for family for rent and child care if the income of these families is at 30% or 50% of Austin's median family income. I've included for you a chart that talks about what do we mean by loam in the --low-income in the state of Texas and Austin Round Rock area and a second chart that describes what do we mean by affordable rent for people are low-income. Everybody always asks what do you mean by low-income and affordable rent so I thought I'd give you a copy of what the state says about that because those are the rules and what we get monitored to. I wanted to include that in your packet so I hope when the staff drafts the five-year plan it will take these highest priorities into account. Thank you very much."*

David King: *"Thank you, mayor, mayor pro tem, and councilmembers. My name is David king and I'm speaking as a resident of Austin. The following three key points from the university of Texas gentrification study of central Austin should inform the city's consolidated and annual action plans.*

Number 1, absent major interventions by the city of Austin and other stakeholders, these residents who are largely low-income persons of color will be pushed out farther away from opportunity and dislocated from their communities. In the process, neighborhoods that have historically been home to African-American and hispanic residents will lose their cultural character and become enclaves for largely white and wealthier residents. Number 2, efforts that are equally distributed throughout the city will likely fail to operate at a sufficient intensity to meaningfully offset displacement pressures in neighborhoods that are being swept by rising tide of gentrification. And number 3, meaningfully reducing displacement will require an iron clad and sustained concentration of efforts and resources in the places that need them most. I believe that displacement of communities of color in Austin is immoral. The city has a moral obligation to use every tool and all resources necessary to stop this displacement. Therefore, I urge the council to expeditiously, number 1, prioritize anti-displacement, stay in place and community-based stabilization policies above market-driven housing and development policies. Number 2, create an office of housing and small business stability, focused on helping residents and small local businesses in gentrifying neighborhoods. Number 3, create a public website and establish a 24-hour hot line to help these residences and businesses find and access stay in place and anti-displacement resources. Number 4, encourage local high-tech companies to voluntarily provide \$500 million in immediate funding and \$10 million in annual funding to help these residents and small local businesses. Microsoft recently provided \$500 million to Seattle to help offset the inflationary impact of its high income employees on housing costs in Seattle. Austin's high-tech companies, including Google, Apple, Oracle, Amazon, Facebook, Samsung, and Intel should do the same thing for Austin. All such funding from these companies should go directly to community-based nonprofits with historic ties to communities in east Austin such as Montopolis and Guadalupe development corporations to purchase land and build income-restricted family friendly housing in their communities. Incentives to companies that negatively impact housing costs for low and middle income families in Austin should be eliminated. Austin's high-tech industry. Has received over \$100 million in taxpayer incentives over the past few decades. Thank you."

Hannah Gourgey: *"Thank you for the opportunity to talk to you today. My name is Hannah Gourgey and I'm here to offer recommendations for the next five-year federal funding plan. I have a 20 year career in education and workforce development, including regional planning, research and data, could go on about it. But what I wanted to talk to you today about was that the data here in Travis county is fairly sobering in estimated one in three children live with single parents, most of whom are moms, single moms. Across the state, four in ten of these single moms live below the federal poverty level, and we know how low that really is, particularly for those who struggle to live here in the Austin area. We know Austin is facing a crisis of housing affordability. This is not news to anyone. And I'm sure that addressing housing inequities will be a priority for this plan, which I heartily approve. But the typical housing subsidies can only address the tip of the iceberg, as will the focus on mixed development. I think we just heard some of the ideas from this gentleman before me, you know, really emphasize that. In general one of the key challenges that we face is a lack of coordination among the service organizations, and it limits the potential of these organizations to act in a capacity beyond that of just a safety net. This challenge is that we know it helps the vulnerable from falling, but nets as we know are kind of hard to climb out of and the result is that we really are finding that many of the most vulnerable are not necessarily thriving, they're just sort of getting by if they get by at all and they don't get pushed out. Instead of safety nets we need to create springboards for the entire family, make the leap from vulnerable --so they can make the leap from vulnerable to thriving. One of the best strategies proven nationwide is 2-generation partnerships that can incorporate and create access, opportunity and strong foundations for the parent,*

for the child, and as is the case in many of these families, for their grandchildren as well. Given the work that I do I'm privileged to know that throughout Travis County there are cutting-edge examples of these kinds of 2-gen programs whose foundations and whole family approach let them act as proverbial springboards. The beauty of these programs is that their local partnerships that offer place-based supports for critical inflection points that can serve as gateways or gatekeepers for these families, colliding housing, early childhood education, education and job skills, employment or earn while you learn options, guidance and support in building parenting skills, life skills and in building personal empowerment. I encourage the planning committee to highly prioritize these types of two generation programs and partnerships with special attention to the challenges single parents face in not only seeking to improve their lives but raise their children. Thank you."

Jeanie Nelson: *"Good afternoon, mayor, councilmembers. My name is Jeanie Nelson, executive director of Austin Tenants Council, and I am a resident of district 2. I'm here to talk to you today about the five-year consolidated plan and to encourage you to prioritize services for Austin's tenants. As I'm sure you know, more than half of Austin residents are renters, and there's a shortage of affordable housing. While I believe that prioritizing affordable housing is important, I don't want us to forget that one of the most affordable ways that we can keep renters housed is to fund programs that provide education, resources and services to assist tenants in maintaining their housing by helping them understand their rights and responsibilities. Because we do have a shortage of housing here in Austin right now, affordable units are in high demand and landlords have little incentive to work with tenants sometimes when disputes arise. Often when we talk with tenants they're really ill-prepared to negotiate for themselves without education and resources they make decisions that can jeopardize their housing. Examples of this are things like breaking a lease because it seems hopeless that a repair will never be made. Withholding rent because the tenant thinks that that will encourage the landlord to make a repair and not understanding that might lead to an eviction and not fighting an eviction where the tenant was not given proper notice. In every one of these cases ill informed decision cans lead to costly consequences that can lead to homelessness and keep the tenant from securing housing in the future. Funding services like tenant education, counseling, repair and emergency mediation services, eviction intervention programming and programs to negotiate down housing debt is a relatively cost effective way to keep Austin's renters --in stable and safe and decent housing and I ask as you're developing this plan that you prioritize services and funding for tenants' rights programming. Thank you."*

Public Hearing – Mayor’s Committee for People with Disabilities and Commission on Seniors Annual Joint Meeting

FY 2019-23 Consolidated Plan - Community Needs Assessment

Date: 8 February 2019

No speakers signed up to speak for the public hearing.

Public Hearing – Community Development Commission

FY 2019-23 Consolidated Plan - Community Needs Assessment

Date: 12 February 2019

13 speakers participated in the Public Hearing before the Community Development Commission:

- Angelica Razo
- Angela Bandidas-Garza
- Elisa Montoya
- Rick Luna
- Cynthia Vazquez
- Jeffery Dalba
- Jared Brackenridge
- Larry Delgado
- Travis Watson
- Hannah Gourgey
- Stuart Hersh
- Anju Mahendroo
- Marie Delgado

The broad categories discussed were: affordable housing, fair employment practices, workforce development, home repair programs, childcare vouchers, after school programs, gentrification, and homelessness. The complete meeting [audio](http://austintexas.gov/cityclerk/boards_commissions/meetings/20_1.htm) and materials are available at http://austintexas.gov/cityclerk/boards_commissions/meetings/20_1.htm

Public Hearing – Austin Area HIV Planning Council
FY 2019-23 Consolidated Plan - Community Needs Assessment
Date: 25 February 2019

No speakers signed up to speak for the public hearing.

Oral Statement
FY 2019-23 Consolidated Plan - Community Needs Assessment
Date: 13 March 2019

Behram Adashban: *“Make the total cost of rental units be based on square footage per person.”*

NEEDS ASSESSMENT 2019 TESTIMONY HOUSING AND CHILDCARE VOUCHERS

Stuart Harry Hersh [REDACTED] [\[REDACTED\]@austin.rr.com](mailto:[REDACTED]@austin.rr.com)

I recommend that housing vouchers and child care vouchers be included as HIGHEST PRIORITY in the 2019 Needs Assessment on CONSOLIDATED PLAN priorities for the next 5 years. This is particularly important as the City Council considers a resolution later this month that could change land use regulations to promote housing affordability.

Many low income renters don't have sufficient resources to pay their rent, utility bills, and also pay for early childhood development for their young children. While the Strategic Housing Blueprint approved by the City Council in 2017 sets goals for creating and preserving rental housing for the poorest among us, it will be difficult to achieve these goals for the next 10 years unless there is funding for vouchers for families for rent and childcare if the income of these families is at 30% or 50% of Austin's Median Family Income.

The organizations I work with offer affordable housing and/or early childhood development opportunities for lower income families. Families who earn less than 30% Median Family Income could have more opportunities over the next 10 years if housing vouchers and child care vouchers become more available.

The Housing Authority of the City of Austin and the Travis County Housing Authority have been limited in the number of Housing Choice Vouchers (formerly known as Section 8 Vouchers), and their waiting list is long and often closed to new applicants.

Federal and local funds could be used to help underwrite greater opportunities for the moms and children we serve over the next 5 years. Please give us the opportunity to collaborate with you on creative solutions to the housing voucher and childcare voucher challenge.

Please make rental housing vouchers and child development vouchers a highest priority for funding in the 5 year Consolidated Plan.

NEEDS ASSESSMENT 2019 TESTIMONY ON REPAIRS

Stuart Harry Hersh [REDACTED]@austin.rr.com

Stu from District 2 recommending that home repairs, housing vouchers, and child care vouchers be included as Highest Priority in the 2019 Needs Assessment on CONSOLIDATED PLAN priorities for the next 5 years.

Many low income homeowners don't have sufficient resources to pay their bills and keep their home safe and sanitary and accessible. The Strategic Housing Blueprint approved by the City Council in 2017 set a goal of 600 home repairs a year for the next 10 years. So the need is for 3,000 home repairs over the next 5 years.

Not-for-profit organizations I work with can repair 600 homes a year if sufficient funding is available. If the maximum repair per home is \$15,000 based on what homeowners need, then 600 home repairs would cost \$9,000,000. These funds could be federal and local, including recently approved General Obligation Bonds.

Home repair not only makes people's homes more safe and sanitary, it also helps mitigate gentrification pressures in neighborhoods where some low income homeowners have lived for decades.

Please make Home Repair a highest priority for funding.

NEEDS ASSESSMENT 2019 TESTIMONY HOUSING AND CHILDCARE VOUCHERS

Stuart Harry Hersh [REDACTED]@austin.rr.com

I recommend that housing vouchers and child care vouchers be included as HIGHEST PRIORITY in the 2019 Needs Assessment on CONSOLIDATED PLAN priorities for the next 5 years. This is particularly important as the City Council considers a resolution later this month that could change land use regulations to promote housing affordability.

Many low income renters don't have sufficient resources to pay their rent, utility bills, and also pay for early childhood development for their young children. While the Strategic Housing Blueprint approved by the City Council in 2017 sets goals for creating and preserving rental housing for the poorest among us, it will be difficult to achieve these goals for the next 10 years unless there is funding for vouchers for families for rent and childcare if the income of these families is at 30% or 50% of Austin's Median Family Income.

The organizations I work with offer affordable housing and/or early childhood development opportunities for lower income families. Families who earn less than 30% Median Family Income could have more opportunities over the next 10 years if housing vouchers and child care vouchers become more available.

The Housing Authority of the City of Austin and the Travis County Housing Authority have been limited in the number of Housing Choice Vouchers (formerly known as Section 8 Vouchers), and their waiting list is long and often closed to new applicants.

Federal and local funds could be used to help underwrite greater opportunities for the moms and children we serve over the next 5 years. Please give us the opportunity to collaborate with you on creative solutions to the housing voucher and childcare voucher challenge.

Please make rental housing vouchers and child development vouchers a highest priority for funding in the 5 year Consolidated Plan.

NEEDS ASSESSMENT 2019 CONSOLIDATED PLAN

Stuart Harry Hersh [REDACTED]@austin.rr.com [REDACTED]

The need for public funds (federal and local) to assist low income homeowners in repairing their homes was established in 2017 with the Strategic Housing Blueprint amendments to Imagine Austin approved by the City Council.

While the goals for housing the homeless; increasing homeownership opportunities for first time homebuyers; and increasing opportunities for low income renters can be impacted by amendments to the current Land Development Code, the goal of repairing 600 homes annually is not impacted by adoption of amendments discussed during the Code Next deliberations.

The 2019 Consolidated Plan should align with Blueprint goals and result in 600 home repairs annually and 3,000 home repairs over the five year Consolidated Plan. The capacity of not-for-profit organizations would allow repairs to occur sooner rather than later, and waiting lists for income-eligible families could become shorter.

Every home repaired should be equipped with smoke detectors, carbon monoxide detectors, and screens if the home lacks air conditioning. Only income eligible households should be served. If fees are waived for these home repairs and repair permit applications are processed in an expedited manner, unsanitary and unsafe conditions could be eliminated sooner rather than later.

Home repair also aligns with goals established by gentrification task forces and reports.

Please make home repair for low income homeowners a highest priority in the Consolidated Plan.

U.S. DEPARTMENT OF HUD
STATE: TEXAS

| | | 2018 ADJUSTED HOME INCOME LIMITS | | | | | | | |
|---------------------------------------------|-----------------|----------------------------------|----------|----------|----------|----------|----------|----------|----------|
| PROGRAM | | 1 PERSON | 2 PERSON | 3 PERSON | 4 PERSON | 5 PERSON | 6 PERSON | 7 PERSON | 8 PERSON |
| Abilene, TX MSA | | | | | | | | | |
| | 30% LIMITS | 13150 | 15000 | 16900 | 18750 | 20250 | 21750 | 23250 | 24750 |
| | VERY LOW INCOME | 21900 | 25000 | 28150 | 31250 | 33750 | 36250 | 38750 | 41250 |
| | 60% LIMITS | 26280 | 30000 | 33780 | 37500 | 40500 | 43500 | 46500 | 49500 |
| | LOW INCOME | 35000 | 40000 | 45000 | 50000 | 54000 | 58000 | 62000 | 66000 |
| Amarillo, TX HUD Metro FMR Area | | | | | | | | | |
| | 30% LIMITS | 14000 | 16000 | 18000 | 19950 | 21550 | 23150 | 24750 | 26350 |
| | VERY LOW INCOME | 23300 | 26600 | 29950 | 33250 | 35950 | 38600 | 41250 | 43900 |
| | 60% LIMITS | 27960 | 31920 | 35940 | 39900 | 43140 | 46320 | 49500 | 52680 |
| | LOW INCOME | 37250 | 42600 | 47900 | 53200 | 57500 | 61750 | 66000 | 70250 |
| Oldham County, TX HUD Metro FMR Area | | | | | | | | | |
| | 30% LIMITS | 14700 | 16800 | 18900 | 20950 | 22650 | 24350 | 26000 | 27700 |
| | VERY LOW INCOME | 24500 | 28000 | 31500 | 34950 | 37750 | 40550 | 43350 | 46150 |
| | 60% LIMITS | 29400 | 33600 | 37800 | 41940 | 45300 | 48660 | 52020 | 55380 |
| | LOW INCOME | 39150 | 44750 | 50350 | 55900 | 60400 | 64850 | 69350 | 73800 |
| Austin-Round Rock, TX MSA | | | | | | | | | |
| | 30% LIMITS | 18100 | 20650 | 23250 | 25800 | 27900 | 29950 | 32000 | 34100 |
| | VERY LOW INCOME | 30100 | 34400 | 38700 | 43000 | 46450 | 49900 | 53350 | 56800 |
| | 60% LIMITS | 36120 | 41280 | 46440 | 51600 | 55740 | 59880 | 64020 | 68160 |
| | LOW INCOME | 48200 | 55050 | 61950 | 68800 | 74350 | 79850 | 85350 | 90850 |
| Beaumont-Port Arthur, TX HUD Metro FMR Area | | | | | | | | | |
| | 30% LIMITS | 13000 | 14850 | 16700 | 18550 | 20050 | 21550 | 23050 | 24500 |
| | VERY LOW INCOME | 21650 | 24750 | 27850 | 30900 | 33400 | 35850 | 38350 | 40800 |
| | 60% LIMITS | 25980 | 29700 | 33420 | 37080 | 40080 | 43020 | 46020 | 48960 |
| | LOW INCOME | 34650 | 39600 | 44550 | 49450 | 53450 | 57400 | 61350 | 65300 |
| Newton County, TX HUD Metro FMR Area | | | | | | | | | |
| | 30% LIMITS | 11900 | 13600 | 15300 | 16950 | 18350 | 19700 | 21050 | 22400 |
| | VERY LOW INCOME | 19800 | 22600 | 25450 | 28250 | 30550 | 32800 | 35050 | 37300 |
| | 60% LIMITS | 23760 | 27120 | 30540 | 33900 | 36660 | 39360 | 42060 | 44760 |
| | LOW INCOME | 31650 | 36200 | 40700 | 45200 | 48850 | 52450 | 56050 | 59700 |
| Brownsville-Harlingen, TX MSA | | | | | | | | | |
| | 30% LIMITS | 11900 | 13600 | 15300 | 16950 | 18350 | 19700 | 21050 | 22400 |
| | VERY LOW INCOME | 19800 | 22600 | 25450 | 28250 | 30550 | 32800 | 35050 | 37300 |
| | 60% LIMITS | 23760 | 27120 | 30540 | 33900 | 36660 | 39360 | 42060 | 44760 |
| | LOW INCOME | 31650 | 36200 | 40700 | 45200 | 48850 | 52450 | 56050 | 59700 |

U.S. DEPARTMENT OF HUD
STATE: TEXAS

| PROGRAM | 2018 HOME PROGRAM RENTS | | | | | | |
|---------------------------------------------|-------------------------|------|------|------|------|------|------|
| | EFFICIENCY | 1 BR | 2 BR | 3 BR | 4 BR | 5 BR | 6 BR |
| Abilene, TX MSA | | | | | | | |
| LOW HOME RENT LIMIT | 547 | 586 | 703 | 812 | 906 | 1000 | 1093 |
| HIGH HOME RENT LIMIT | 565 | 605 | 805 | 1018 | 1123 | 1220 | 1317 |
| For Information Only: | | | | | | | |
| FAIR MARKET RENT | 565 | 605 | 805 | 1018 | 1324 | 1523 | 1721 |
| 50% RENT LIMIT | 547 | 586 | 703 | 812 | 906 | 1000 | 1093 |
| 65% RENT LIMIT | 693 | 743 | 893 | 1024 | 1123 | 1220 | 1317 |
| Amarillo, TX HUD Metro FMR Area | | | | | | | |
| LOW HOME RENT LIMIT | 514 | 616 | 748 | 865 | 965 | 1064 | 1163 |
| HIGH HOME RENT LIMIT | 514 | 616 | 806 | 1070 | 1231 | 1340 | 1448 |
| For Information Only: | | | | | | | |
| FAIR MARKET RENT | 514 | 616 | 806 | 1070 | 1231 | 1416 | 1600 |
| 50% RENT LIMIT | 582 | 623 | 748 | 865 | 965 | 1064 | 1163 |
| 65% RENT LIMIT | 758 | 813 | 978 | 1121 | 1231 | 1340 | 1448 |
| Oldham County, TX HUD Metro FMR Area | | | | | | | |
| LOW HOME RENT LIMIT | 552 | 656 | 787 | 908 | 1013 | 1118 | 1223 |
| HIGH HOME RENT LIMIT | 552 | 662 | 865 | 1112 | 1296 | 1411 | 1527 |
| For Information Only: | | | | | | | |
| FAIR MARKET RENT | 552 | 662 | 865 | 1112 | 1322 | 1520 | 1719 |
| 50% RENT LIMIT | 612 | 656 | 787 | 908 | 1013 | 1118 | 1223 |
| 65% RENT LIMIT | 798 | 856 | 1028 | 1179 | 1296 | 1411 | 1527 |
| Austin-Round Rock, TX MSA | | | | | | | |
| LOW HOME RENT LIMIT | 752 | 806 | 967 | 1118 | 1247 | 1376 | 1505 |
| HIGH HOME RENT LIMIT | 860 | 1023 | 1251 | 1481 | 1633 | 1782 | 1933 |
| For Information Only: | | | | | | | |
| FAIR MARKET RENT | 860 | 1023 | 1251 | 1679 | 2018 | 2321 | 2623 |
| 50% RENT LIMIT | 752 | 806 | 967 | 1118 | 1247 | 1376 | 1505 |
| 65% RENT LIMIT | 1000 | 1073 | 1289 | 1481 | 1633 | 1782 | 1933 |
| Beaumont-Port Arthur, TX HUD Metro FMR Area | | | | | | | |
| LOW HOME RENT LIMIT | 541 | 580 | 696 | 803 | 896 | 989 | 1081 |
| HIGH HOME RENT LIMIT | 575 | 699 | 856 | 1010 | 1108 | 1203 | 1299 |
| For Information Only: | | | | | | | |
| FAIR MARKET RENT | 575 | 699 | 856 | 1101 | 1209 | 1390 | 1572 |
| 50% RENT LIMIT | 541 | 580 | 696 | 803 | 896 | 989 | 1081 |
| 65% RENT LIMIT | 684 | 734 | 882 | 1010 | 1108 | 1203 | 1299 |
| Newton County, TX HUD Metro FMR Area | | | | | | | |
| LOW HOME RENT LIMIT | 470 | 530 | 636 | 735 | 820 | 904 | 988 |
| HIGH HOME RENT LIMIT | 470 | 571 | 697 | 974 | 979 | 1126 | 1250 |
| For Information Only: | | | | | | | |
| FAIR MARKET RENT | 470 | 571 | 697 | 975 | 979 | 1126 | 1273 |
| 50% RENT LIMIT | 495 | 530 | 636 | 735 | 820 | 904 | 988 |
| 65% RENT LIMIT | 659 | 707 | 851 | 974 | 1066 | 1158 | 1250 |

For all HOME projects, the maximum allowable rent is the HUD calculated High HOME Rent Limit and/or Low HOME Rent Limit.

Public Testimony for the upcoming Neighborhood Community and Development Commission's Five Year Plan

Hannah Gourgey, District 10

Thank you for the opportunity to talk to you today. My name is Hannah Gourgey and I am here to recommend that the committee prioritize place-based 2 Gen approaches in their 5 year plan.

I have a 20-year career working in Travis County in education and workforce development including program execution, regional planning and collaboration, and research and data. I am currently consulting with a statewide agency for an education initiative in Houston.

Data from Kids Count show that in Travis County, an estimated 1 in 3 children live with their single parents. Most of these children live with their single mothers.

<https://datacenter.kidscount.org/data#TX/5/0/char/0>

Statewide, 4 in 10 of single mothers live in poverty and the ratios become more dire for our Hispanic and African American single moms. About half of all Central Texas Kindergartners enter school ready, but fewer than 1 in 3 low income kindergartners are school ready. These gaps have been shown to persist through elementary school years. But, 4 year olds participating in high quality pre-k are almost twice as likely to be school ready (regardless of income).

<https://data.e3alliance.org/kready/>

Austin is facing a crisis of housing affordability. This is not news to anyone and I am sure that addressing housing inequities to help preserve the cultural, ethnic and economic diversity of the city will be a top priority in this plan. Of which I heartily approve.

One of the best strategies proven to be a national best practice is supporting two-generation ^{housing} partnerships that can incorporate creating access, opportunity and strong foundations for both parent and child, and in many cases throughout the city, grandchildren. (Aspen, "Place Matters: 2 Generation approach to Housing:
<https://ascend.aspeninstitute.org/resources/place-matters-a-two-generation-approach-to-housing/>)

Given the work that I do, I am privileged to know that throughout Travis County there are cutting-edge examples of these types programs with strong and proven whole family approaches. These programs are local, built on partnerships that offer place-based supports for critical inflection points that can serve as gateways or gatekeeper for these families, including housing, early childhood education, education and job skills, employment or earn while you learn options, guidance and support in building parenting, life skills and personal empowerment.

I encourage the planning committee to prioritize these types of two-generation programs and partnerships with special attention to the challenges single parents face in not only seeking to improve their own lives but raise their children to thrive not only here and now, but in the Austin of tomorrow.

Thank you for inviting the public to be part of this process.

What am I here for:

My name is Anju Mahendroo, District 10. I am here to present the importance of place-based two-generation (2 Gen) approaches to fighting poverty in our city of Austin.

Key Problem:

Existing policies and programs designed to fight poverty are proving to be ineffective in moving families out of the cycle of poverty. These programs (both public and private) are too disjointed in that they either focus on the parents or the children or housing, instead of all three at the same time to improve opportunities for success for the whole family.

Examples of these disjointed programs include affordable housing, early childhood education, mental health and empowerment, workforce development, college aid and affordable childcare.

Solution Recommendations:

A) **2 Gen solution** approach draws from data and findings that wellbeing of a parent results in emotionally, socially and economically healthy kids. At the same time a parent's success in college or workplace is based on their kids thriving in an affordable high quality early childhood care, after-school care or a summer program.

Therefore, 2 Gen approaches such as pairing higher education and workforce development programs with childcare and early education with integrated affordable housing are resulting in better outcomes in poverty elimination than the traditional disjointed approaches. The single-generation programs ignore the responsibilities and dependencies of parent-child relationships.

In states like Colorado, Utah, Connecticut legislators are playing an important role in calling state agencies partnerships and championing and coordinating the funding related to poverty eradication.

B) **Place-based** programs that look at human capital and infrastructure together to preserve ethnic and economic diversity and prosperity of the city. A stable quality housing is crucial to a family's well being.

Conclusion:

In conclusion I am advising this honorable council to please consider integrated approaches such as place-based 2 Gen programs, when implementing and funding poverty elimination programs to serve the community in Austin. A strong economy requires a thriving family and vice versa.

Resources:

- Ascend at the Aspen Institute, Colorado as a case study for Policymakers; 2 Gen Playbook;
- Annie E. Casey Foundation, Advancing 2 Gen approaches
- National council of state legislatures, 2 Gen strategy toolkit
- Kimberley Meinert/Hannah Matthews, Parents and Children thriving together; The role of state agencies in crafting statewide 2 Gen strategy
- Jennifer Brooks/Sharon McGroder/Alexandra Cawthorne, Tackling Intergeneration Poverty; How Governors can advance coordinated services for low-income parents and children.

ANJU MAHENDROO



AUSTIN TX 78703

From: [NHCD](#)
To: [Sommers, Angela](#)
Cc: [Leak, Erica](#); [Tomko, Jonathan](#)
Subject: FW: Needed Improvements for Low Income Residents
Date: Saturday, March 16, 2019 10:09:39 AM

From: [REDACTED]@aol.com [mailto:[REDACTED]@aol.com]
Sent: Thursday, March 14, 2019 12:53 PM
To: NHCD <NHCD@austintexas.gov>
Subject: Needed Improvements for Low Income Residents

I volunteer for St Vincent de Paul and have witnessed energy and water consumption needs for low income renters for some time. The following are some ideas for your team. Perhaps some can find government funding to move them along.

Energy Consumption

Low Income

1. Require LED light bulbs in all new housing, and within three years for all other housing
2. Require air conditioning system upgrades
 - a. establish a monthly target bill/use level based on apartment square feet with a new system
 - b. If building does not meet target within five years, cap the bill of tenants to to target amount and bill building owner for difference
 - c. Cap energy late payments to the amount billed by COA.
 - d. Install smart thermostats in apartments that lower energy use when vacant, use temperature profile history and outside temperature to set temperature levels by time of day and occupancy
 - e. Make attaining the target performance levels mandatory within one year of taking ownership of/establishing a tenancy
3. Require energy batteries to be installed in buildings to reduce/eliminate peak hour energy from the grid
4. Provide tax relief for owners that spend capital dollars to make energy savings changes
5. Require owners to install EV charging stations in all rental facilities within five years. Better yet develop system to deliver energy to assigned parking spots for EV charging.
6. Require apartment owners to install meters by apartment, i.e. eliminate calculated billing by apartment via a shared meter across multiple apartments
7. Create system at COA Energy to monitor use, billing vs square footage so COA can monitor energy by owner, location, apartment
8. Direct bill all COA Energy users by apartment. This will eliminate the owner practice of using unpaid COA charges in combination with late fees to evict tenants.

Homeless

1. Make available Solar charging bedrolls that heat, are insulated and are water repellant to protect homeless from extreme cold
2. In the facilities for homeless described below, provide speed-charging of solar batteries for bedrolls/other solar power items.

Water Consumption

Low Income

1. Require low water use toilets in all tenancies.
2. Provide tax relief to owners that install solar water heating systems to supplement gas water heating
3. Require water delivery settings at apartment/room sinks to a low pressure level equal to city code.
4. Allow tenants to be billed only for water they use. Require water use for property upkeep to be billed to ownership.
5. As above, require meters to measure water consumption by individual apartment.

6. Require all apartments with rental rates above \$900/m to have a clothes washer that is designed to work at low water levels.
7. Provide tax relief to owners making capital changes to meet requirements
8. When water use spikes above typical use, establish program to determine whether spike is due to water leak (owner is billed) or over use (tenant is billed). Eliminate auto tenant billing for spikes.
9. As above, establish a system within City of Austin Water to monitor water use by owner, property, apartment and size of apartment to monitor performance of water use/conservation. Use the system to update goals and ensure owner/tenant compliance with use code.
10. As above, direct bill all water use bills by apartment tenant.

Homeless

1. Establish Homeless centers in more highly homeless-occupied areas that contain outside access to water and porto-potty facilities and which could be opened to provide shelter in cold weather.

Thank you for asking

Ned Ahearn

[REDACTED]

Austin TX 78730

Attachment II: Housing Survey Results

Consolidated Plan 2019-2024 Outreach Initiative: Executive Summary

The City of Austin's Neighborhood Housing and Community Development Department (NHCD) launched a proactive public engagement campaign and online survey to gather community feedback on the FY 2019-24 Consolidated Plan.

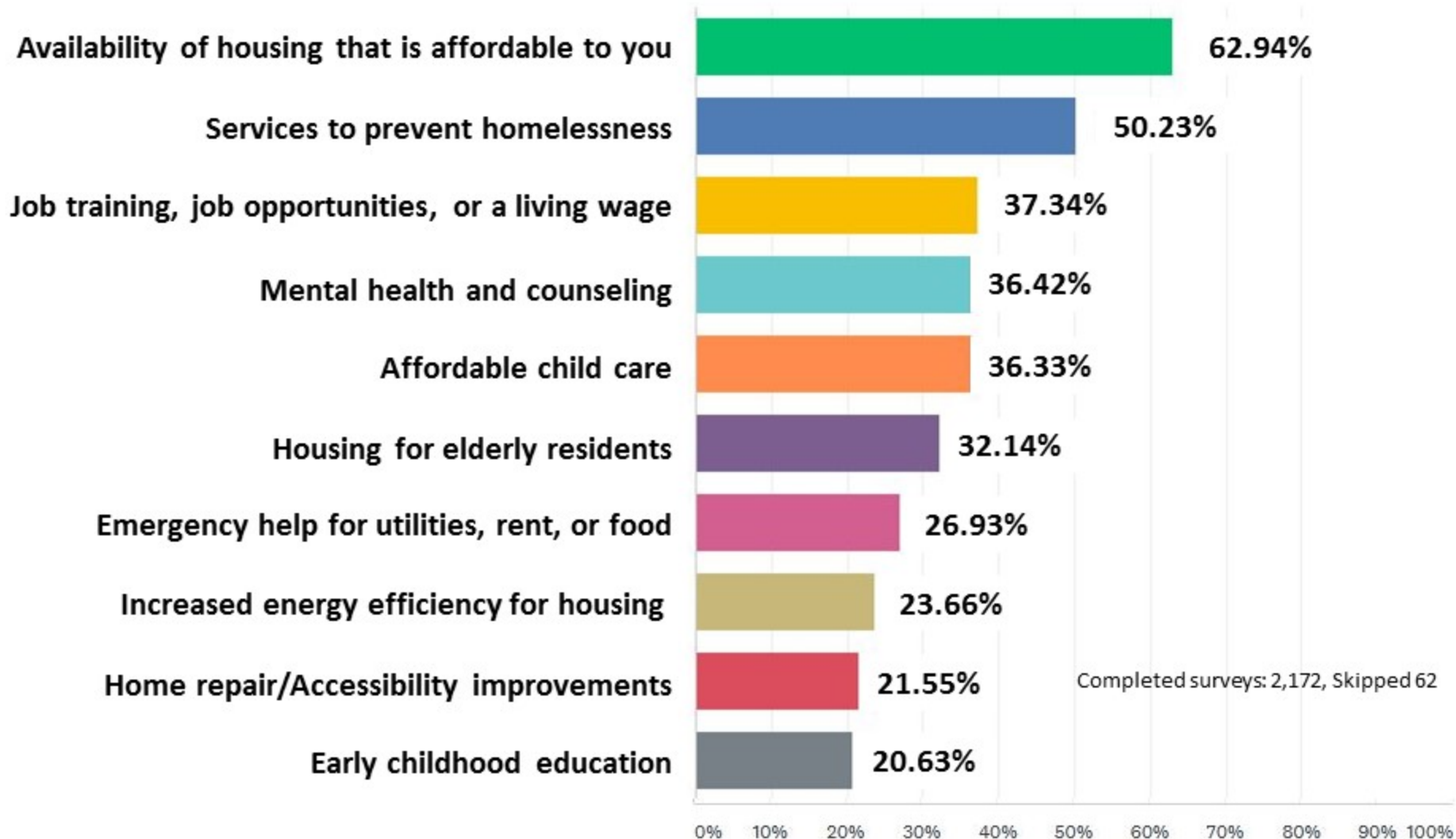
During the Consolidated Plan community needs assessment period, Austinites were encouraged to share their thoughts about priorities and programs addressing affordable housing, job creation, and public service needs for low- and moderate-income families, persons with disabilities, seniors, and youth. NHCD's outreach efforts targeted the general public, as well as diverse racial/minority populations, and was comprised of several parallel initiatives including:

- A comprehensive informational website austintexas.gov/five that provided a description of the 2019-2024 Consolidated Plan, and background on the priorities and federal programs to be funded.
- A combined print/[online survey](#) that was translated into English, Spanish, Korean, and Chinese that generated 2,377 responses. Participants were invited to rank community priorities, identify areas of need, and make their own suggestions for priorities.
- Social media outreach (i.e., Twitter, Facebook, and Next Door) to encourage both comments on the Consolidated Plan and a sharing of the information through individuals' social media networks.
- Publication of announcements through e-newsletters for NHCD, community nonprofits, City Council members' constituent communications, and local print and radio news media.
- A robust community education and engagement team, led by NHCD staff, presented at nearly 60 stakeholder group listening sessions and community event information booths. Additionally, to ensure effective outreach efforts to low-to moderate persons and families, and special populations, NHCD staff presented before ten City boards and commissions, as well as numerous external agencies whose missions focus on housing and economic opportunities for low-to moderate persons and families and special populations.

A graphical representation of the top priority needs identified by the community is featured on the following page.

What do you think are the greatest needs in your neighborhood or community?

All survey respondents | February 16, 2019 – March 30, 2019



Attachment III A: Resale and Recapture Policy



City of Austin

Neighborhood Housing and Community Development (NHCD) Office RESALE AND RECAPTURE POLICIES

Participating Jurisdictions (PJs) undertaking HOME-assisted homebuyer activities, including any projects funded with HOME Program Income (PI), must establish written resale and/or recapture provisions that comply with HOME statutory and regulatory requirements. These provisions must also be set forth in the PJ's Consolidated Plan. The written resale and/or recapture provisions that a PJ submits in its annual Action Plan must clearly describe the terms of the resale and/or recapture provisions, the specific circumstances under which these provisions will be used (if more than one set of provisions is described), and how the PJ will enforce the provisions for HOME-funded ownership projects. HUD reviews and approves the provisions as part of the annual Action Plan process.

The purpose of this section is to provide the "resale" and "recapture" policies of the City of Austin's Neighborhood Housing and Community Development Department (NHCD) and its sub-recipient, the Austin Housing Finance Corporation (AHFC). As stated above, HOME requires that PJs utilize resale and/or recapture provisions to ensure continued affordability for low- to moderate-income homeowners and as a benefit to the public through the wise stewardship of federal funds.

NHCD has three programs which use HOME funds to assist homeowners or homebuyers:

1. Down Payment Assistance (DPA) - new homebuyers;
2. Acquisition and Development (A&D) - developers of new ownership housing, and;
3. Homeowner Rehabilitation Loan Program (HRLP) - owners of existing homes.

Resale

This option ensures that the HOME-assisted units remain affordable over the entire affordability period. The Resale method is used in cases where HOME funding is provided directly to a developer to reduce development costs, thereby, making the price of the home affordable to the buyer. Referred to as a "Development Subsidy," these funds are not repaid by the developer to the PJ, but remain with the property for the length of the affordability period.

Specific examples where the City of Austin would use the resale method include:

1. providing funds for the developer to acquire property to be developed or to acquire affordable ownership units;
2. providing funds for site preparation or improvement, including demolition; and
3. providing funds for construction materials and labor.

CITY OF AUSTIN RESALE POLICY

Notification to Prospective Buyers. The resale policy is explained to the prospective homebuyer(s) prior to signing a contract to purchase the HOME-assisted unit. The prospective homebuyer(s) sign an acknowledgement that they understand the terms and conditions applicable to the resale policy as they have been explained. This document is included with the executed sales contract. (See attached Notification for Prospective Buyers on Page IV-11.)

Enforcement of Resale Provisions. The resale policy is enforced through the use of a Restrictive Covenant signed by the homebuyer at closing. The Restrictive Covenant will specify:

1. the length of the affordability period (based on the dollar amount of HOME funds invested in the unit; either 5, 10, or 15 years);
2. that the home remain the Buyer's principal residence throughout the affordability period; and
3. the conditions and obligations of the Owner should the Owner wish to sell before the end of the affordability period, including:
 - a. the Owner must contact the Austin Housing Finance Corporation in writing if intending to sell the home prior to the end of the affordability period;
 - b. The subsequent purchaser must be low-income as defined by HOME, and occupy the home as his/her new purchaser's primary residence for the remaining years of the affordability period. (However, if the new purchaser receives direct assistance through a HOME-funded program, the affordability period will be re-set according to the amount of assistance provided); and
 - c. The sales price must be affordable to the subsequent purchaser; affordable is defined as limiting the Principal, Interest, Taxes and Insurance (PITI) amount to no more than 30% of the new purchaser's monthly income.

Fair Return on Investment. The City of Austin will administer its resale provisions by ensuring that the Owner receives a fair return on his/her investment and that the home will continue to be affordable to a specific range of incomes. Fair Return on Investment means the total homeowner investment which includes the total cash contribution plus the approved capital improvements credits as described below:

1. The amount of the down payment;
2. The cost of any capital improvements, documented with receipts provided by the homeowner, including but not limited to:
 - a. Any additions to the home such as a bedroom, bathroom, or garage;
 - b. Replacement of heating, ventilation, and air conditioning systems;
 - c. Accessibility improvements such as bathroom modifications for disabled or elderly, installation of wheelchair ramps and grab bars, any and all of which must have been paid for directly by the Owner and
 - d. which were not installed through a federal, state, or locally-funded grant program; and
 - e. Outdoor improvements such as a new driveway, walkway, retaining wall, or fence.

Note: All capital improvements will be visually inspected to verify their existence.

3. The percentage of change as calculated by the Housing Price Index (HPI) Calculator of the Federal Housing Finance Agency. The HPI Calculator is currently located at <https://www.fhfa.gov/DataTools/Tools/Pages/HPI-Calculator.aspx> and projects what a given house purchased at a point in time would be worth today if it appreciated at the average appreciation rate of all homes in the area. The calculation shall be performed for the Austin-Round Rock, TX Metropolitan Statistical Area.

Affordability to a Range of Buyers. The City will ensure continued affordability to a range of buyers, particularly those whose total household incomes range from 65 percent to no greater than 80 percent MFI.

Sales prices shall be set such that the amount of Principal, Interest, Taxes, and Insurance does not exceed 30 percent of the new Buyer's annual income. For FY 2018-19, the affordable sales price shall not exceed \$175,000, which would be affordable to a 4-person household at 80 percent MFI at today's home mortgage interest rates.

Example: A home with a 10-year affordability period was purchased seven years ago by a person (the "original homeowner") who now wishes to sell. The original homeowner's mortgage was \$105,000 at 4.75% interest for 30 years, and has made payments for 72 months. The current mortgage balance is \$93,535. The principal amount paid down so far is \$11,465.

Calculating Fair Return on Investment

Down payment: The original homeowner was required to put down \$1,000 earnest money at the signing of the sales contract.

Cost of Capital Improvements: The original homeowner had a privacy fence installed four years ago at the cost of \$1,500 and has receipts to document the improvement. A visual inspection confirmed the fence is still in place.

Applicable Affordability Period. The original purchase price for the home was \$106,000 and the amount of HOME funds used as developer subsidy was \$25,000, thus requiring the 10-year affordability period.

Percentage of Change. For the purposes of using the Federal Housing Finance Agency's Housing Price Index calculator, the home was purchased in the 1st Quarter of 2010, and will be calculated using the most current quarter available, 4th Quarter 2016. Using the Housing Price Index calculator, the house would be worth approximately \$165,700.

Calculating the Fair Return to the Original Owner:

| | |
|----------------------------|-----------------|
| Down payment: | \$1,000 |
| Capital Improvements: | \$1,500 |
| Principal Paid: | \$11,465 |
| Increase in value per HPI: | <u>\$59,700</u> |

\$73,665 Fair Return on Investment

In order to realize a fair return to the original homeowner, the sales price must be set at roughly \$152,500 (i.e., \$105,000 [\$11,465 in principal payments made plus remaining mortgage balance of \$93,535] + \$1,000 down payment + \$1,500 capital improvements + \$59,700 HPI increase = \$167,200)

Affordability for a Range of Buyers. If the original homeowner sets the sales price at \$167,200 to get a fair return on investment, and if 2017 assumptions are used for front/back ratios, interest rates, insurance, taxes, an 80% Loan-to-Value (LTV) Ratio, etc., the monthly PITI would be approximately \$1,069.

The PITI of \$1,069 could, in theory, be supported by an annual household income of \$42,800 and not exceed 30% of the subsequent homeowner's monthly income. However, with an 80% LTV ratio and rapidly increasing home prices, buyers must have down payment assistance which, if HOME funds are used, would create a new affordability period based on the new HOME investment.

If the subsequent homeowner does not require any HOME subsidy to purchase the home, the affordability period would end in 3 years at which time the subsequent homeowner could sell to any buyer at any price.

Recapture

Under HOME recapture provisions financial assistance must be repaid if it is provided directly to the buyer or the homeowner. Upon resale the seller may sell to any willing buyer at any price. The written agreement and promissory note will disclose the net proceeds percentage if any that will be allotted to the homebuyer and what proceeds will return to the PJ. Once the HOME funds are repaid to the PJ, the property is no longer subject to any HOME restrictions. The funds returned to the PJ may then be used for other HOME-eligible activities.

CITY OF AUSTIN RECAPTURE POLICY

NHCD HOME funded program under the recapture provisions is the Down Payment Assistance Program (DPA). The Austin Housing Finance Corporation (AHFC) HOME funded program under recapture provisions is the Homeowner Rehabilitation Loan Program (HRLP).

The (HOME) federal assistance will be provided in the form of a 0% interest, deferred payment loan. The fully executed (by all applicable parties) and dated Written Agreement, Promissory Note and Deed of Trust will serve as the security for these loans. The Deed of Trust will also be recorded in the land records of Travis County or Williamson County.

The payment of the DPA or HRLP Promissory Note is made solely from the net proceeds of sale of the Property (except in the event of fraud or misrepresentation by the Borrower described in the Promissory Note).

The City of Austin and/or AHFC/NHCD may share any resale equity appreciation of HOME-assisted DPA or HRLP loans with the Borrower/Seller according to the following two recapture models:

Standard Down Payment Assistance. The City of Austin will calculate the recapture amount and add this to the existing payoff balance of the DPA loan. The entire payoff balance must be paid to AHFC/NHCD before the homebuyer receives a return. The recapture amount is limited to the net proceeds available from the sale. However, the amount of standard Down Payment Assistance will be forgivable at the end of maturity date if the borrower met all of the program requirements.

| | |
|-----------------------------------------------|-----|
| Sales Price | \$ |
| First Lien Mortgage | -\$ |
| Mortgage Assistance Amount (prorated monthly) | -\$ |
| Capital Improvement Recapture Credit | -\$ |
| Proceeds to the Homeowner | =\$ |

Shared Equity Down Payment Assistance (DPA). The City of Austin and AHFC/NHCD will permit the Borrower/Seller to recover their entire investment (down payment and capital improvements made by them since purchase) before recapturing the HOME investment. The recapture amount is limited to the net proceeds available from the sale.

| | |
|--------------------------------------------------------------|-----|
| Appraised Value of Property or Sales price (less of the two) | \$ |
| Original Senior Lien Note Amount | -\$ |
| Grantee's Cash Contribution | -\$ |
| Capital Improvement Recapture Credit | -\$ |
| Mortgage Assistance Amount (prorated monthly) | -\$ |
| Equity to be shared | =\$ |
| Shared Equity | -\$ |
| Proceeds to the Homeowner | =\$ |

Down Payment Formula. Equity to be shared: The Appraised Value of the Property at time of resale less original senior lien Note, less borrower's cash contribution, less capital improvement recapture credit, less the Original Principal Amount of Mortgage Assistance under the DPA Mortgage, calculated as follows:

| | | |
|--------------------------------------------------------------------------------------------------------------|-----|----|
| Appraised Value of Property or Sales Price (whichever is less) | | |
| Original Senior Lien Note Amount | (-) | \$ |
| Any reasonable and customary sales expenses paid by the Borrower in connection with the sale (Closing costs) | (-) | \$ |
| Net proceeds | | \$ |
| Borrower's Cash Contribution | (-) | \$ |
| Capital Improvement Recapture Credit | (-) | \$ |
| DPA Mortgage Assistance Amount | (-) | \$ |
| Equity to be Shared | = | |

The homebuyer's entire investment (cash contribution and capital improvements) must be repaid in full before any HOME funds are recaptured. The capital improvement recapture credit will be subject to:

1. The borrower having obtained NHCD approval prior to his/her investment; and
2. The borrower providing proof of costs of capital improvements with paid receipts for parts and labor.

Calculation of Shared Equity Percentage. Percentage shall remain the same as calculated at initial purchase (as set forth above).

Shared Equity Payment Due to NHCD or the City of Austin. Shall be (Equity to be shared) x (Shared Equity Percentage), calculated as follows:

| | | |
|--------------------------------------------------|---|----|
| Equity to be shared | | \$ |
| Shared Equity Percentage | X | % |
| Shared Equity Payment Due to NHCD/City of Austin | = | \$ |

Total Due to NHCD or City of Austin. Shall be the total of all amounts due to NHCD or the City of Austin calculated as follows:

| | | |
|----------------------------------|---|----|
| Mortgage Assistance Amount | | \$ |
| Interest and Penalties | + | \$ |
| Shared Equity Payment | + | \$ |
| Total Due to NHCD/City of Austin | = | \$ |

HRLP Homeowner Reconstruction Formula. Upon executing and dating the Promissory Note, Written Agreement and the Deed of Trust the parties agree that the Mortgage Assistance Amount provided to Borrower by AHFC is to be 25% of the Borrower's/Sellers equity in the Property.

Equity to be Shared. The Appraised Value of the Property at time of resale, less closing costs, homeowner's cash contribution (if any), capital improvement recapture credit, AHFC original assistance amount, calculated as follows:

| | | |
|---------------------------------------------------------------------------------------------------------------------|-----|----|
| Appraised Value of Property or Sales Price (whichever is less) | | |
| Any reasonable and customary sales expenses paid by the Borrower/Seller in connection with the sale (Closing costs) | (-) | \$ |
| Homeowner's Cash Contribution | (-) | \$ |
| Capital Improvement Recapture Credit | (-) | \$ |
| AHFC or the City of Austin Original HRLP Assistance Amount | (-) | \$ |
| Equity to be Shared | = | |

Calculation of Shared Equity Percentage: Percentage shall remain the same as initially determined (as set forth above). Shared Equity Payment Due to AHFC or the City of Austin: Shall be (Equity to be shared) x (Shared Equity Percentage), calculated as follows:

| | |
|---------------------------------------------------------|------|
| Equity to be shared | \$ |
| Shared Equity Percentage | 25% |
| Shared Equity Payment Due to AHFC or the City of Austin | = \$ |

Total Due to AHFC or the City of Austin: Shall be the total of all amounts due to AHFC or the City of Austin calculated as follows:

| | |
|------------------------------------------------|------|
| Existing Owing HRLP Mortgage Assistance Amount | \$ |
| Shared Equity Percentage Payment | + \$ |
| Sum Total Due to AHFC or the City of Austin | \$ |

HRLP Homeowner Rehabilitation Formula. Equity to be shared: The Appraised Value of the Property at time of resale, less closing costs, homeowner's cash contribution (if any), capital improvement recapture credit, AHFC or the City of Austin's original assistance amount, calculated as follows:

| | | |
|---------------------------------------------------------------------------------------------------------------|-----|----|
| Appraised Value of Property or Sales Price (whichever is less) | | |
| Any reasonable and customary sales expenses paid by the homeowner in connection with the sale (Closing costs) | (-) | \$ |
| Homeowner's Cash Contribution | (-) | \$ |
| Capital Improvement Recapture Credit | (-) | \$ |
| AHFC and/or the City of Austin's Original HRLP Assistance Amount | (-) | \$ |
| Equity to Borrower/Seller | = | |

Net proceeds consist of the sales prices minus loan repayment, other than HOME funds, and closing costs. If the net proceeds of the sale are insufficient to fully satisfy the amounts owed on the HRLP Note the AHFC or the City of Austin may not personally seek or obtain a deficiency judgment or any other recovery from the Borrower/Seller. The amount due to Lender is limited to the net proceeds, if any, if the net proceeds are not sufficient to recapture the full amount of HOME funds invested plus allow Borrower to recover the amount of Borrower's down-payment and capital improvement investment, including in, but not limited to, cases of foreclosure or deed-in-lieu of foreclosure,. If there are no net proceeds AHFC or the City of Austin will receive no share of net proceeds.

However, in the event of an uncured Default, AHFC or the City of Austin may, at its option, seek and obtain a personal judgment for all amounts payable under the Note. This right shall be in addition to any other remedies available to AHFC and/or the City of Austin. If there are insufficient funds remaining from the sale of the property and the City of Austin or the Austin Housing Finance Corporation (AHFC) recaptures less than or none of the recapture amount due, the City of Austin and/or AHFC must maintain data in each individual HRLP file that documents the amount of the sale and the distribution of the funds.

This will document that:

1. There were no net sales proceeds; or
2. The amount of the net sales proceeds was insufficient to cover the full amount due; and
3. No proceeds were distributed to the homebuyer/homeowner.

Under "Recapture" provisions, if the home is SOLD prior to the end of the required affordability period, the net sales proceeds from the sale, if any, will be returned to the City of Austin and/or AHFC to be used for other HOME-eligible activities. Other than the actual sale of the property, if the homebuyer or homeowner breaches the terms and conditions for any other reason, e.g. no longer occupies the property as his/her/their principal residence, the full amount of the subsidy is immediately due and payable.

If Borrower/Seller is in Default, AHFC and/or the City of Austin may send the Borrower/Seller a written notice stating the reason Borrower/Seller is in Default and telling Borrower/Seller to pay immediately:

- (i) the full amount of Principal then due on this Note,
- (ii) all of the interest that Borrower/Seller owes, and that will accrue until paid, on that amount, and
- (iii) all of AHFC/or the City of Austin's costs and expenses reimbursable Recovery against the Borrower/Seller responsible for the fraud or misrepresentation is not limited to the proceeds of sale of the Property, but may include personal judgment and execution thereon to the full extent authorized by law.

Affordability Periods

| HOME Program Assistance Amount | Affordability Period in Years |
|--------------------------------|-------------------------------|
| \$1,000 - \$14,999.99 | 5 |
| \$15,000 – \$40,000 | 10 |
| Over \$40,000 | 15 |
| Reconstruction Projects* | 20 |

***City of Austin policy**

A HOME or CDBG Written Agreement, Note and Deed of Trust will be executed by the Borrower and the City of Austin and/or the Austin Housing Finance Corporation (AHFC) that accurately reflects the resale or recapture provisions before or at the time of sale.

References: [HOME fires Vol 5 No 2, June 2003 – Repayment of HOME Investment; Homebuyer Housing with a 'Recapture' Agreement; Section 219(b) of the HOME Statute; and §92.503(b)(1)-(3) and (c)]

CITY OF AUSTIN REFINANCING POLICY

In order for new executed subordination agreement to be provided to the senior first lien holder, the senior first lien refinance must meet the following conditions:

1. The new senior first lien will reduce the monthly payments to the homeowner, thereby making the monthly payments more affordable; or
2. Reduce the loan term;
3. The new senior lien interest rate must be fixed for the life of the loan (Balloon or ARM loans are ineligible);
4. No cash equity is withdrawn by the homeowner as a result of the refinancing actions;
5. AHFC/NHCD and/or the City will, at its discretion, agree to accept net proceeds in the event of a short sale to avoid foreclosure; and
6. Only if the borrower meets the minimum requirements to refinance, the City can re-subordinate to the first lien holder.

The refinancing request will be processed according to the following procedure:

1. Submit a written request to Compliance Division to verify the minimum refinancing requirements with one month in advance from the expected closing;
2. NHCD/AHFC will review the final HUD-1 Settlement Statement two weeks prior to closing the refinance.
3. If applicable, NHCD/AHFC or the City of Austin will issue written approval a week prior to the closing date.

NHCD/AHFC will be provided with a copy of the final, executed Settlement Statement CLOSING DISCLOSURE, Promissory Note, and recorded Deed of Trust three days in advance of the closing date.

4. If written permission is not granted by AHFC/NHCD or the City of Austin allowing the refinance of the Senior Lien, the DPA OR HRLP Loan will become immediately due and payable prior to closing the refinance.
5. If written permission is granted by AHFC/NHCD and/or the City of Austin and it is determined that the refinancing action does not meet the conditions as stated above, the DPA OR HRLP Loan will become immediately due and payable prior to closing the refinance.
6. Home Equity loans will trigger the repayment requirements of the DPA OR HRLP Programs loans. The DPA or HRLP Notes must be paid off no later than when the Home Equity Loan is closed and funded.
7. The DPA or HRLP Notes must be paid-in-full in order for AHFC/NHCD and/or the City of Austin to execute a release of lien.

Basic Terminology

Affordable Housing: The City of Austin follows the provisions established on 24 CFR 92.254, and consider that in order for homeownership housing to qualify as *affordable housing* it must:

- ☐ Be single-family, modest housing,
- ☐ Be acquired by a low-income family as its principal residence, and
- ☐ Meet affordability requirements for a specific period of time as determined by the amount of assistance provided.

The City: means the City of Austin's Neighborhood Housing and Community Development Office (NHCD) or its sub recipient, the Austin Housing Finance Corporation (AHFC).

Fair Return on Investment: means the total homeowner investment which includes the total cash contribution plus the approved capital improvements credits.

Capital Improvement: means additions to the property that increases its value or upgrades the facilities. These include upgrading the heating and air conditioning system, upgrading kitchen or bathroom facilities, adding universal access improvements, or any other permanent improvement that would add to the value and useful life of the property. The costs for routine maintenance are excluded.

Capital Improvement Credit: means credits for verified expenditures for Capital Improvements.

Direct HOME subsidy: is the amount of HOME assistance, including any program income that enabled the homebuyer to buy the unit. The direct subsidy includes down payment, closing costs, interest subsidies, or other HOME assistance provided directly to the homebuyer. In addition, direct subsidy includes any assistance that reduced the purchase price from fair market value to an affordable price.

Direct HOME subsidy for Homeowner Rehabilitation Loan Program: is the amount of HOME assistance, including any program income that enabled the homebuyer to repair or reconstruct the unit. The direct subsidy includes hard costs and soft cost according to 24 CFR 92.206

Net proceeds: are defined as the sales price minus superior loan repayment (other than HOME funds) and any closing costs.

Recapture: The recapture provisions are established at §92.253(a)(5)(ii), permit the original homebuyer to sell the property to any willing buyer during the period of affordability while the PJ is able to recapture all or a portion of the HOME-assistance provided to the original homebuyer.

Source: [2012-03 Guidance on Resale and Recapture Provision Requirements under the HOME Program](#)

INFORMATION FOR PROSPECTIVE BUYERS

The [Five] [Ten] [Fifteen]-Year Affordability Period & The Restrictive Covenant Running With the Land

I understand that because a certain amount of federal funds were used by [Developer Name] to develop the property at _____, the federal government requires that certain restrictions apply to the occupancy or re-sale of this home for a period of [five (5) ten (10) fifteen (15)] years. I understand that during that [five] [ten] [fifteen]-year period, those requirements will be enforced through a legally-enforceable document called a “Restrictive Covenant Running with the Land.”

Please
Initial
Below

If I choose to purchase this home, at the time the home is sold to me, I will sign a Restrictive Covenant Running with the Land, and it will be filed in the Official Public Records of the Travis County Clerk’s Office. The requirements of the Restrictive Covenant Running with the Land are:

- _____ • That I **must occupy the home as my principal residence** during the [5] [10] [15]-year period in which the Restrictive Covenant is in effect;
- _____ • If I wish to sell the Property before the end of that period, I am required to sell it to a subsequent buyer whose total household income is **at or below 80% of the Austin area Median Family Income** in effect for the year I wish to sell the home.
- _____ • The sales price must be set such that I receive a **fair return** which shall be defined as:
 - 1. The amount of any cash contributions including the down payment and principal payments made;
 - 2. The cost of any capital improvements, documented with receipts, and including but not limited to:
 - a. Any additions to the home such as a bedroom, bathroom, or garage;
 - b. Replacement of heating, ventilation, and air conditioning systems;
 - c. Accessibility improvements such as bathroom modifications for disabled or elderly, installation of wheelchair ramps and grab bars, any and all of which must have been paid for directly by the Owner and which were not installed through a federal, state, or locally-funded grant program; and
 - d. Outdoor improvements such as a new driveway, walkway, retaining wall, or fence.
- _____ • The sales price must be set so that the monthly principal, interest, taxes and insurance to be paid by the subsequent buyer **will not exceed 30% of that subsequent buyer’s monthly household income.**
- _____ • **I will notify the Austin Housing Finance Corporation (AHFC) in writing** so that AHFC can assist with the compliance of this federal regulation.

I/We acknowledge having received this information about the federal requirements involved if I/we decide to purchase this home.

Signature

Date

Signature

Date

Attachment III B: ESG Program Standards



CITY OF AUSTIN
Austin Public Health Department

EMERGENCY SOLUTIONS GRANT PROGRAM (ESG)
PROGRAM STANDARDS AND GUIDELINES

A. ESG PROGRAM DESCRIPTION

- I. Definitions
- II. General
- III. Eligible organizations
- IV. Ineligible Organizations
- V. Financial Terms
- VI. Matching Funds
- VII. Eligible Activities
- VIII. Client Eligibility
- IX. Emergency Shelter
- X. Rapid Rehousing and Other ESG-funded Services
- XI. Coordination Between Service Providers
- XII. Homeless Management Information System (HMIS)

B. ESG PROGRAM MANAGEMENT

- I. Grant Subaward Process
- II. Contracting
- III. Recordkeeping Requirements
- IV. Reporting Requirements
- V. Program Limitations
- VI. Performance Standards
- VII. Accessibility

1. **ESG PROGRAM DESCRIPTION**

I. **Definitions** Terms used herein will have the following meanings:

APH – Austin Public Health

At Risk of Homelessness-

- (1) An individual or family who: (i) Has an annual income below 30% of median family income for the area; AND (ii) Does not have sufficient resources or support networks immediately available to prevent them from moving to an emergency shelter or another place defined in Category 1 of the “homeless” definition; AND (iii) Meets one of the following conditions: (A) Has moved because of economic reasons 2 or more times during the 60 days immediately preceding the application for assistance; OR (B) Is living in the home of another because of economic hardship; OR (C) Has been notified that their right to occupy their current housing or living situation will be terminated within 21 days after the date of application for assistance; OR (D) Lives in a hotel or motel and the cost is not paid for by charitable organizations or by Federal, State, or local government programs for low-income individuals; OR (E) Lives in an SRO or efficiency apartment unit in which there reside more than 2 persons or lives in a larger housing unit in which there reside more than one and a half persons per room; OR (F) Is exiting a publicly funded institution or system of care; OR (G) Otherwise lives in housing that has characteristics associated with instability and an increased risk of homelessness, as identified in the recipient’s approved Consolidated Plan;
- (2) A child or youth who does not qualify as homeless under the homeless definition, but qualifies as homeless under another Federal statute;
- (3) An unaccompanied youth who does not qualify as homeless under the homeless definition, but qualifies as homeless under section 725(2) of the McKinney-Vento Homeless Assistance Act, and the parent(s) or guardian(s) or that child or youth if living with him or her.

CDO- Community Development Officer;

Chronically homeless means:

(1) A “homeless individual with a disability,” as defined in section 401(9) of the McKinney-Vento Homeless Assistance Act (42 U.S.C. 11360(9)), who: (i) Lives in a place not meant for human habitation, a safe haven, or in an emergency shelter; and (ii) Has been homeless and living as described in paragraph (1)(i) of this definition continuously for at least 12 months or on at least 4 separate occasions in the last 3 years, as long as the combined occasions equal at least 12 months and each break in homelessness separating the occasions included at least 7 consecutive nights of not living as described in paragraph (1)(i). Stays in institutional care facilities for fewer than 90 days will not constitute as a break in homelessness, but rather such stays are included in the 12-month total, as long as the individual was living or residing in a place not meant for human habitation, a safe haven, or an emergency shelter immediately before entering the institutional care facility;

(2) An individual who has been residing in an institutional care facility, including a jail, substance abuse or mental health treatment facility, hospital, or other similar facility, for fewer than 90 days and met all of the criteria in paragraph (1) of this definition, before entering that facility; or

(3) A family with an adult head of household (or if there is no adult in the family, a minor head of household) who meets all of the criteria in paragraph (1) or (2) of this definition, including a family whose composition has fluctuated while the head of household has been homeless. (Updated 12-4-15)

City- City of Austin;

ESG- Emergency Solutions Grant program;

Homeless Person(s)-

- (1) An individual or family who lacks a fixed, regular, and adequate nighttime residence, meaning:

- (i) An individual or family with a primary nighttime residence that is a public or private place not designed for or ordinarily used as a regular sleeping accommodation for human beings, including a car, park, abandoned building, bus or train station, airport, or camping ground;
 - (ii) An individual or family living in a supervised publicly or privately operated shelter designated to provide temporary living arrangements (including congregate shelters, transitional housing, and hotels and motels paid for by charitable organizations or by federal, state, or local government programs for low-income individuals); or
 - (iii) An individual who is exiting an institution where he or she resided for 90 days or less and who resided in an emergency shelter or place not meant for human habitation immediately before entering that institution;
- (2) An individual or family who will imminently lose their primary nighttime residence, provided that:
- (i) The primary nighttime residence will be lost within 14 days of the date of application for homeless assistance;
 - (ii) No subsequent residence has been identified; and
 - (iii) The individual or family lacks the resources or support networks, e.g., family, friends, faith-based or other social networks needed to obtain other permanent housing;
- (3) Unaccompanied youth under 25 years of age, or families with children and youth, who do not otherwise qualify as homeless under this definition, but who:
- (i) Are defined as homeless under section 387 of the Runaway and Homeless Youth Act (42 U.S.C. 5732a), section 637 of the Head Start Act (42 U.S.C. 9832), section 41403 of the Violence Against Women Act of 1994 (42 U.S.C. 14043e-2), section 330(h) of the Public Health Service Act (42 U.S.C. 254b(h)), section 3 of the Food and Nutrition Act of 2008 (7 U.S.C. 2012), section 17(b) of the Child Nutrition Act of 1966 (42 U.S.C. 1786(b)), or section 725 of the McKinney-Vento Homeless Assistance Act (42 U.S.C. 11434a);
 - (ii) Have not had a lease, ownership interest, or occupancy agreement in permanent housing at any time during the 60 days immediately preceding the date of application for homeless assistance;
 - (iii) Have experienced persistent instability as measured by two moves or more during the 60-day period immediately preceding the date of applying for homeless assistance; and
 - (iv) Can be expected to continue in such status for an extended period of time because of chronic disabilities, chronic physical health or mental health conditions, substance addiction, histories of domestic violence or childhood abuse (including neglect), the presence of a child or youth with a disability, or two or more barriers to employment, which include the lack of a high school degree or General Education Development (GED), illiteracy, low English proficiency, a history of incarceration or detention for criminal activity, and a history of unstable employment; or
- (4) Any individual or family who:
- (i) Is fleeing, or is attempting to flee, domestic violence, dating violence, sexual assault, stalking, or other dangerous or life-threatening conditions that relate to violence against the individual or a family member, including a child, that has either taken place within the individual's or family's primary nighttime residence or has made the individual or family afraid to return to their primary nighttime residence;
 - (ii) Has no other residence; and
 - (iii) Lacks the resources or support networks, e.g., family, friends, faith-based or other social networks, to obtain other permanent housing;
- HUD-** U.S. Department of Housing and Urban Development;
- NHCD-** Neighborhood Housing and Community Development Office;
- Subrecipient-** An organization receiving ESG funds from the City to undertake eligible ESG activities.

- II. **General** The Emergency Solutions Grant Program (ESG), formerly known as the Emergency Shelter Grant Program, is funded through the City's Neighborhood Housing and Community Development Office (NHCD), which is made available by the U.S. Department of Housing and Urban Development (HUD). The City utilizes ESG funds to provide an array of services to assist homeless persons and persons at-risk of homelessness.

The ESG program is designed to be the first step in a continuum of assistance to help clients quickly regain stability in permanent housing after experiencing a housing crisis and/or homelessness.

The City's Austin Public Health Department is responsible for the implementation of ESG in compliance with the governing regulations of the ESG program. The City's Neighborhood Housing and Community Development Office (NHCD) is responsible for the planning and administration of the ESG program. The Community Development Officer (CDO) of NHCD has the authority to establish processes, procedures, and criteria for the implementation and operation of the program, and to waive compliance with any provision of these guidelines if s/he determines that to do so does not violate any Federal, state, or local law or regulation, and is in the best interest of the City. Nothing contained, stated, or implied in this document shall be construed to limit the authority of the City to administer and carry out the program by whatever means and in whatever manner it deems appropriate.

- III. **Eligible Organizations** The subrecipient must be a unit of local government or a private, non-profit organization, as defined by the Internal Revenue Service tax code, evidenced by having a Federal identification number, filed articles of incorporation, and written organizational by-laws.
- IV. **Ineligible Organizations** An organization will not be eligible to apply for ESG funds if it meets the following conditions:
- A. Outstanding audit or monitoring findings, unless appropriately addressed by a corrective action plan;
 - B. Current appearance on the List of Suspended and Debarred Contractors;
 - C. Terms and conditions of existing contract are not in full compliance;
 - D. History of non-performance with contracts.
- V. **Financial Terms**
- A. Grantee shall expend the City budget in a reasonable manner in relation to Agreement time elapsed and/or Agreement program service delivery schedule.
 - B. All grant funds allocated must be completely spent down within the 24 month allocation period.
 - C. If the Grantee has a remaining balance at the end of the first twelve month period, the Grantee must submit a request to spend down remaining balance to the Assistant Director of the Austin Public Health, Health Equity Community Engagement Division (HECE).
 - D. If cumulative expenditures are not within acceptable amounts, spending rates, or in accordance with grant compliance the City may require the Grantee to: 1) submit an expenditure plan, and/or 2) amend the Agreement budget amount to reflect projected expenditures, as determined by the City.

- VI. Matching Funds** Subrecipient organizations that receive ESG funds must provide a dollar for dollar (or 100%) match to their ESG award amount.
- A. Sources of matching funds include:
- i. Cash Contributions- Cash expended for allowable costs identified in 2 CFR Part 200. *Program Income* for the ESG program can also be used as match funds. Match funds are identified in 2CFR Part 200.306
 - ii. Non-Cash Contributions- The value of any real property, equipment, goods, or services.
- B. Funds used to match a previous ESG grant may not be used to match a subsequent award.
- VII. Eligible Activities** Each sub-recipient will be allocated funding by activity type, and may have multiple activities in one program. The following is a list of eligible activities for the ESG Program:
- A. *Street Outreach*- Support services limited to providing emergency care on the streets, including engagement, case management, emergency health and mental health services, and transportation;
 - B. *Emergency Shelter*- Includes essential services, case management, child care, education, employment, outpatient health services legal services, life skills training, mental health & substance abuse services, transportation, shelter operations, and funding for hotel/motel stays under certain conditions;
 - C. *Homeless Prevention*- Includes housing relocation & stabilization services and short/medium-term rental assistance for individuals/families who are at risk of homelessness;
 - D. *Rapid Re-Housing*- Includes housing relocation & stabilization services and short/medium-term rental assistance to help individuals/families move quickly into permanent housing and achieve stability;
 - E. *Homeless Management Information System (HMIS)* costs; and
 - F. *ESG Administration* costs.

VIII. Client Eligibility

In order to be eligible for services under the ESG program, clients must meet HUD's definition of homelessness or at-risk of homelessness, and must meet annual income guidelines for homelessness prevention activities.

A. ESG Eligibility Documentation

- i. Homelessness Prevention: *This program will not provide Homelessness Prevention Services.*
- ii. Rapid Re-Housing:
 - a. Please refer to the *Homeless Eligibility Form* for more information on documenting homelessness for ESG clients.
 - b. Subrecipient agencies must collect the required supporting documentation requested in the *Homeless Eligibility Form* in order for clients to be considered eligible for services.
 - c. All eligibility and supporting documentation for Rapid Re-Housing clients must be maintained in each client's file.

- d. Clients will be referred to ESG programs through the Coordinated Assessment or Coordinated Entry process.
- e. CDU-Specific Client Eligibility Requirements
 - i. Referral through Coordinated Assessment
 - ii. HIV Positive, homeless individuals
- f. DACC-Specific Eligibility Requirements
 - i. Referral through Coordinated Assessment
- g. Front Steps Specific Eligibility Requirements
 - i. Referral through Coordinated Assessment
 - ii. Targeted to those who sheltered at ARCH and coming from the streets outside the ARCH

B. Confidentiality of Client Information

- a. Subrecipients must have written client confidentiality procedures in their program policies and procedures that conform to items *b – d* below:
- b. All records containing personally identifying information of any individual or family who applies for and/or receives ESG assistance must be kept secure and confidential.
- c. The address or location of any domestic violence project assisted under ESG shall not be made public.
- d. The address or location of any housing for a program participant shall not be made public.

IX. **Emergency Shelter**

***Requirement:** Policies and procedures for admission, diversion, referral and discharge by emergency shelters assisted under ESG, including standards regarding length of stay, if any, and safeguards to meet the safety and shelter needs of special populations.*

The ESG-funded emergency shelter, Austin Resource Center for the Homeless, or ARCH is a “low-demand” emergency shelter, which means that restrictions are not placed on the number of times clients may visit ARCH for services and that access to shelter does not require meeting set criteria or participation goals. The ARCH provides Day Resource Center, Emergency Night Shelter for men, Case Management, and other co-located services provided on-site by the following local service providers.

Sleeping Unit Reservation System: Of the 190 sleeping units, approximately 25 will be given to clients via a lottery system. These individuals do not have a reserved bed from one night to the next, and are informed about the process prior to entering the lottery.

The remaining units are reserved for those working with a Shelter Case Manager. There is no length of stay for the shelter, and in case management, the general length is 6 months with evaluation on a case by case basis. Clients are informed that if they have a reservation, but they do not arrive to check in, their reserved mat or bed will be available to lottery clients. There are also available beds in coordination with the following participating agencies: CommUnityCare Clinic, Veterans Administration (VA), and Austin/Travis County Integral Care, the local mental health authority. All of these case-managed clients work with their case manager to determine a housing plan and are connected to other resources to find permanent

housing. The client is informed of the grievance process, and their end date for services determined on a case by case basis.

Clients are encouraged to work with Case Managers to progress towards personal goals related to obtaining/maintaining sustainable income, exploring viable housing options, and addressing self-care issues that impact progress towards self-sufficiency. Case Management services are based on a Harm Reduction philosophy and the stages in the Trans-theoretical Model of Change. Various techniques, including motivational interviewing, are effectively utilized in working with clients whose needs vary across a spectrum of vulnerability. Men's and women's support groups as well as anger management classes are offered through case management. ARCH clients with domestic violence concerns are offered coordination and referral to appropriate programs on a case by case basis.

Front Steps, the agency administering the ARCH, has been designated as one of the "front doors"/community portals in the Coordinated Assessment process. Using the Vulnerability Index & Service Prioritization Decision Assistance Tool (VI-SPDAT) as part of the Coordinated Assessment process, coupled with more robust data entry into HMIS, clients who score within range and are identified as likely benefitting from receiving Shelter Case Management services will be offered these services as openings in the program become available.

The following is provided in the case that a client is terminated:

1. Written notice to the participant containing a clear statement of the reason for termination.
2. A review of the decision, in which the participant is given the opportunity to present written or oral objections before a person other than the person(or subordinate of the person) who made or approved the termination decisions, AND
3. Prompt written notification to the program participant.

Because the ARCH is a City building, the agencies cannot deny citizens access to the shelter property on a permanent basis.

X. Rapid Rehousing and Other ESG-funded Services

There are no essential services funded by ESG.

There are no homeless prevention services funded by ESG.

Requirement: Policies and procedures for determining and prioritizing which eligible families and individuals will receive rapid re-housing assistance.

All programs funded through the Emergency Solutions Grant will use Coordinated Entry for referrals for the program in order to serve the most vulnerable Rapid Rehousing clients in the community. Agency eligibility could include, for example, HIV status for the Communicable Disease Unit. All programs help clients go through the Coordinated Entry process to access appropriate referrals and community programs.

Each client will be individually assessed for the amount of Rapid Rehousing using progressive engagement and housing first principles. If a client or family needs continued services and financial assistance past the initial date of entry into the program, agencies will work to address those needs until the client exits the program. Other funding sources will be used to address the other service needs of the client such as case management, housing location or financial and rental assistance as needed.

Requirement: *Standards for determining the type, amount and duration of housing stabilization and/or relocation services to provide a program participant, including the limits on rapid re-housing assistance.*

All Rapid Rehousing programs will include the following components:

- Housing Stability Plan with Exit Strategy
- Progressive Engagement
- Coordination with other HUD funded programs and regular review the program's progress towards the HUD benchmarks:
 - 1) Reducing the length of time program participants spend homeless;
 - 2) Exiting households to permanent housing, and
 - 3) Limiting returns to homelessness within a year of program exit.

Also, all RR programs will provide the following services with ESG funds or with another funding source. If the agency is not able to provide all of these services they will work with a collaborative partner to provide them.

- Housing Location
- Financial Assistance – Rental, Deposits, Application Fees, etc.
- Housing Stability Case Management

ESG Rapid Rehousing Financial Assistance Guidelines:

1. Security Deposits are available for no more than 2 months' rent.
2. Last Month's Rent is only paid if the last month's rent is necessary for the participant to obtain housing, if it is paid at the same time as the security deposit and first month's rent, and does not exceed one month's rent.
3. Utility Deposit, Payments and Arrears is paid if it is within 24 month limit, including up to 6 months of utility arrears, and if the utility account is in the name of the participant or if there is proof of responsibility, and is for eligible gas, electric, water and sewage.
4. Caps on assistance by program:
 - Downtown Austin Community Court: Financial Assistance can include up to \$2300 a year in direct financial assistance for all eligible financial assistance and rental assistance funding, with a 24 month cap of \$4600.
 - Front Steps: None beyond the regulations above.
 - Communicable Disease Unit: Does not administer financial assistance and rental assistance.
5. Changes in household composition. The limits on the assistance under this section apply to the total assistance an individual receives, either as an individual or as part of a family.
6. Limit of months of assistance. No client may receive more than 24 months of assistance in a three-year period.
7. Recertification. Clients will be recertified at least every twelve months to determine ongoing eligibility as per 576.401. Recertification will assess clients to see if they do not have an annual income that exceeds 30% AMI, AND lack sufficient resources and support networks to retain housing without ESG assistance.

Requirement: *Standards for determining what percentage or amount of rent and utilities cost each program participant must pay while receiving rapid re-housing assistance.*

Most clients receiving financial assistance through the Emergency Solutions Grant will have high housing barriers and will be highly vulnerable. Participants are not required to contribute a percentage of their income to rent or utilities, so there are no standards developed.

Requirement: Standards for determining how long a particular program participant will be provided with rental assistance.

Short-term and medium-term rental assistance can be provided to a program participant with up to 24 months of rental assistance during any 3-year period. This assistance may be short-term rental assistance, medium-term rental assistance, payment of rental arrears, or any combination of this assistance.

1. Short and Medium Term Rental Assistance - Short-term rental assistance is assistance for up to 3 months of rent; Medium-term rental assistance is assistance for more than 3 months but not more than 24 months of rent; Rental assistance for this program will be tenant-based.
 - Rental Assistance use with other subsidies. Except for a one-time payment of rental arrears on the tenant's portion of the rental payment, rental assistance cannot be provided to a program participant who is receiving tenant-based rental assistance, or living in a housing unit receiving project-based rental assistance or operating assistance, through other public sources. Rental assistance may not be provided to a program participant who has been provided with replacement housing payments under the URA during the period of time covered by the URA payments.
 - Fair Market Rent - Rental Assistance must only be provided if rent does not exceed Fair Market Rent and complies with HUD's standard of rent reasonableness, as established under 24 CFR 982.507.
 - For purposes of calculating rent, the rent shall equal the sum of the total monthly rent for the unit, any fees required for occupancy under the lease (other than late fees and pet fees) and, if the tenant pays separately for utilities, the monthly allowance for utilities (excluding telephone) established by the public housing authority for the area in which the housing is located.
 - Rental assistance agreement. The recipient or subrecipient may make rental assistance payments only to an owner with whom the recipient or subrecipient has entered into a rental assistance agreement. The rental assistance agreement must set forth the terms under which rental assistance will be provided, including the requirements that apply under this section. The rental assistance agreement must provide that, during the term of the agreement, the owner must give the recipient or subrecipient a copy of any notice to the program participant to vacate the housing unit, or any complaint used under state or local law to commence an eviction action against the program participant.
 - Late payments. The recipient or subrecipient must make timely payments to each owner in accordance with the rental assistance agreement. The rental assistance agreement must contain the same payment due date, grace period, and late payment penalty requirements as the program participant's lease. The recipient or subrecipient is solely responsible for paying late payment penalties that it incurs with non-ESG funds.
 - Lease. Each program participant receiving rental assistance must have a legally binding, written lease for the rental unit, unless the assistance is solely for rental arrears. The lease must be between the owner and the program participant. Where the assistance is solely for rental arrears, an oral agreement may be accepted in place of a written lease, if the agreement gives the program participant an enforceable leasehold interest under state law and the agreement and rent owed are sufficiently documented by the owner's financial records, rent ledgers, or canceled checks. For program participants living in housing with project-based rental assistance under paragraph (i) of this section, the lease must have an initial term of one year.

2. Tenant-based rental assistance. Rental assistance for this program will be tenant-based, and all programs will provide the minimum amount of assistance needed for client to stabilize using the principles of Progressive Engagement.
 - (1) A program participant who receives tenant-based rental assistance may select a housing unit in which to live and may move to another unit or building and continue to receive rental assistance, as long as the program participant continues to meet the program requirements.
 - (2) The recipient may require that all program participants live within a particular area for the period in which the rental assistance is provided.
 - (3) The rental assistance agreement with the owner must terminate and no further rental assistance payments under that agreement may be made if:
 - (i) The program participant moves out of the housing unit for which the program participant has a lease;
 - (ii) The lease terminates and is not renewed; or
 - (iii) The program participant becomes ineligible to receive ESG rental assistance.
3. Rental Arrears are paid if the client is assisted with one-time payment of up to 6 months of rental arrears, including any late fees on those arrears. A lease must be present in the file with the participant's name on the lease or a document of the rent payments/financial records, as well as Rent Reasonableness, Lead Based Paint and Habitability Standards forms. Where the assistance is solely for rental arrears, an oral agreement may be accepted in place of a written lease, if the agreement gives the program participant an enforceable leasehold interest under state law and the agreement and rent owed are sufficiently documented by the owner's financial records, rent ledgers, or canceled checks. For program participants living in housing with project-based rental assistance under paragraph (i) of this section, the lease must have an initial term of one year.
4. Caps on assistance by program:
 - o Downtown Austin Community Court: Financial Assistance can include up to \$2300 a year in direct financial assistance for all eligible financial assistance and rental assistance funding, with a 24-month cap of \$4600.
 - o Front Steps: None beyond the regulations above.
 - o Communicable Disease Unit: Does not administer financial assistance and rental assistance.

All clients will be recertified at least every twelve months to determine ongoing eligibility as per 576.401. Recertification will assess clients to see if they do not have an annual income that exceeds 30% AMI, AND lack sufficient resources and support networks to retain housing without ESG assistance.

XI. Coordination Between Service Providers

The following list gives the types of service coordination activities to be undertaken for the ESG Program: Case management, permanent supportive housing, rapid re-housing and housing location and financial assistance.

Services will be coordinated between the downtown Austin Resource Center for the Homeless (ARCH), Downtown Austin Community Court, and in consultation with the local Continuum of Care as well as other service providers such as Austin Travis County Integral Care, Caritas of Austin, Salvation Army, Veterans Administration, Continuum of Care Permanent Supportive Housing programs and other appropriate federal, state and local service providers.

| Agency | Case | Permanent | Rapid | Direct Financial |
|--------|------|-----------|-------|------------------|
|--------|------|-----------|-------|------------------|

| | Management/ Supportive Services | Supportive Housing | Rehousing/ Housing Location | Assistance |
|---------------------------------------------------|---------------------------------------|-----------------------|-----------------------------------|------------|
| Front Steps- PSH and Rapid Rehousing | X | X | X | X |
| Caritas of Austin with CoC and City funding | X | X | X | X |
| Downtown Community Court | X | | X | X |
| Public Health Communicable Disease Unit | X | | X | |
| Other Continuum of Care programs | X | X | | |
| City-funded Social Service Agencies | X | X | X | X |
| | | | | |

ESG Rapid Rehousing Program Design: All ESG Programs will have all components or coordinate with other funding sources or entities so that all needs of the Rapid Rehousing clients will be adequately addressed.

| RR Agency | Case Management/ Supportive Services | Housing Location | Direct Financial Assistance | Rental Assistance |
|---------------------------------------|-----------------------------------------------|---------------------|-------------------------------------------|-------------------------------------------|
| Front Steps | Front Steps | Front Steps | Front Steps HHSP and SSVF; BSS Plus | Front Steps HHSP and SSVF, BSS Plus |
| Communicable Disease Unit (CDU) | CDU | CDU/DACC ESG | DACC ESG | DACC ESG |
| Downtown Austin Community Court | DACC | DACC | DACC ESG | DACC ESG |

- XII. Homeless Management Information System (HMIS)** Organizations receiving funding from the City of Austin for homelessness prevention and homeless intervention services are required to utilize the Local Homeless Management Information System (HMIS) to track and report client information for individuals who are at risk of homelessness or who are homeless. A high level of data quality is required. All ESG-funded programs will also be working with the community's Coordinated Entry process.

B. ESG PROGRAM MANAGEMENT

Management and operation of approved projects is the responsibility of the Subrecipient. The Subrecipient is the entity that will receive the City contract. Therefore, the subrecipient has the overall responsibility of the project's successful completion.

I. Grant Subaward Process

At its discretion, the City may use a competitive Request for Application and comprehensive review process to award ESG funding to providers of services to homeless persons and persons at-risk of homelessness. Activities will be consistent with the City's Consolidated Plan, in compliance with local, state, and Federal requirements and the governing regulations for use of ESG funds, and in conformance with program standards. The City will enter into written agreements with selected Subrecipients and will work with Subrecipients to ensure that project costs are reasonable, appropriate, and necessary to accomplish the goals and objectives of the City's overall ESG Program. The subrecipient must be able to clearly demonstrate the benefits to be derived by the services provided to homeless individuals, and to low-to-moderate income families. Performance measures will be established in the contract. All ESG award decisions of the City are final.

II. Contracting

Subrecipients must enter into a written contract with the City for performance of the project activities. Once a contract is signed, the subrecipient will be held to all agreements therein.

- A. Members of the Subrecipient organization, volunteers, residents, or subcontractors hired by the organization may carry out activities. Subrecipients must enter into a written contract with the subcontractors carrying out all or any part of an ESG project. All subcontractors must comply with the City and Federal procurement and contracting requirements.
- B. All contracts are severable and may be canceled by the City for convenience. Project funding is subject to the availability of ESG funds and, if applicable, City Council approval.
- C. Amendments - Any amendments to a contract must be mutually agreed upon by the Subrecipient and the City, *in writing*. Amendment requests initiated by the Subrecipient must clearly state the effective date of the amendment, in writing. Austin Public Health (APH) staff will determine if an amendment request is allowable. APH reserves the right to initiate amendments to the contract.
- D. Liability - Subrecipients shall forward Certificates of Insurance to the Austin Public Health Department within 30 calendar days after notification of the award, unless otherwise specified. The City's Risk Management Department will review and approve the liability insurance requirements for each contract. Subrecipients must maintain current insurance coverage throughout the entire contract period, as well as for any subsequent amendments or contract extensions.

III. Recordkeeping Requirements

- a. Project Records- The Subrecipient must manage their contract and maintain records in accordance with City and Federal policies and must be in accordance with sound business and financial management practices, which will be determined by the City. Record retention for all ESG records, including client information, is five years after the expenditure of contract funds.
- b. Client Records- The Subrecipient must maintain the following types of client records to show evidence of services provided under the ESG program:

- i. Client Eligibility records, including documentation of Homelessness, or At-Risk of Homelessness plus income eligibility and support documentation.
- ii. Documentation of Continuum of Care centralized or coordinated assessment (for client intake)
- iii. Financial Assistance backup documentation required for each type of assistance outlined in the previous sections.
- iv. Rental assistance agreements and payments, including security deposits, and all backup documentation required for each type of assistance outlined in the previous sections.

IV. Reporting Requirements

- A. Monthly Payment Requests and Expenditure Reports shall be submitted, in a format prescribed by the City, by the 15th calendar day of the month after the reporting month's end, which identify the allowable expenditures incurred under this contract.
- B. Monthly Matching Funds Reports shall be submitted, in a format prescribed by the City, by the 15th calendar day of the month after the reporting month's end, which identify the allowable matching funds used by the Subrecipient under this contract.
- C. Quarterly performance reports shall be submitted, in a format prescribed by the City, by the 15th calendar day of the month after the quarter end, which identify the activities accomplished under this contract.
- D. The Federal ESG program year ends on September 30th. At completion of all activities, a Contract Closeout Report must be submitted within 30 days of the end of the contract. The subrecipient is required to supply such information, in such form and format as the City and HUD may require. All records and reports must be made available to any authorized City representative upon request and without prior notice.
- E. All ESG Subrecipients must use HMIS to report on clients served by the ESG program.

V. Program Limitations

- A. ESG Administration costs are limited to 7.5% of the total ESG allocation.
- B. ESG Street Outreach and Emergency Shelter costs are limited to the greater of: 60% of the City's 2011-12 ESG grant -or- the amount committed to emergency shelter for the City's 2010-11 ESG allocation.
- C. Program Income - Income derived from any ESG activity must be recorded and reported to APH as program income. Such income may not be retained or disbursed by the subrecipient without written approval from APH and is subject to the same controls and conditions as the Subrecipient's grant allocation.
- D. ESG funds may not be used for lobbying or for any activities designed to influence legislation at any government level.
- E. A church or religious affiliated organization must show secularism when submitting an ESG application.
- F. Any ESG funds that are unallocated after the funding cycle will be reprogrammed by APH. Contracts that show three (3) consecutive months of inactivity (as documented by monthly reports or non-submission of required reports) will be reviewed on a case-by-case basis, and may be irrevocably canceled.

VI. Performance Standards

ESG-funded programs will report into HMIS and have a high level of data quality specified in Section A. XII. Homeless Management Information Systems. HMIS data quality is reviewed quarterly by City staff. All data quality is reviewed by the ECHO HMIS Administrator.

Performance measures will be reviewed quarterly by the City of Austin Austin Public Health Department. Measures will also be reviewed annually by the local Continuum of Care decision-making body, ECHO, during the annual Consolidated Evaluation and Performance Report process.

VII. Accessibility

In order to demonstrate compliance with the Americans with Disabilities Act (ADA) and Section 504 requirements, the following statements must be added to all public notices, advertisements, program applications, program guidelines, program information brochures or packages, and any other material containing general information that is made available to participants, beneficiaries, applicants, or employees:

_____ (*insert the name of your organization*) as a subrecipient of the City of Austin is committed to compliance with the Americans with Disabilities Act. Reasonable modifications and equal access to communications will be provided upon request. Please call _____ (*insert your organization's phone number*) (voice) or Relay Texas at 1-800-735-2989 (TDD) for assistance.

_____ (*insert the name of your organization*) como un subreceptor de la Ciudad de Austin se compromete a cumplir con el Decreto de los Americanos Incapacitados. Con solo solicitarlo se proveerán modificaciones e igual acceso a comunicaciones. Para información favor de llamar a _____ (*insert your organization's phone number*) (voz) o Relay Texas 1-800-735-2989 (TDD) para asistencia.

Attachment III C: Monitoring Plan

MONITORING PLAN

The goal of the City of Austin's monitoring process is to assess subrecipient/contractor performance in the areas of program, financial and administrative compliance with applicable federal, state and municipal regulations and current program guidelines. Under this plan, select programs and project activities are monitored through one or more of the following components. The City of Austin's monitoring plan consists of active contract monitoring and long-term monitoring for closed projects.

Active Contract Monitoring

Prior to executing any agreement or obligation, monitoring takes the form of a compliance review. Verification is obtained to ensure that the proposed activity to be funded has received the proper authorization through venues such as the annual Action Plan, environmental review and fund release, and identification in the Integrated Disbursement & Information System (IDIS). A contract begins with written program guidelines, documentation and tracking mechanisms that will be used to demonstrate compliance with applicable federal, state and local requirements.

For activities implemented through external programs or third-party contracts with non-profit, for-profit and community-based organizations, a solicitation may be required in the form of a comprehensive Notice of Fund Availability (NOFA) or Request for Proposals (RFP) which details performance, financial and regulatory responsibilities.

1. Compliance Review prior to obligation of funds. Prior to entering into any agreement or to the obligation of entitlement funds, the City conducts a compliance review to verify that the program activity has been duly authorized. The compliance review consists of verifying and documenting:

- The program activity has been approved as part of the Action Plan for the specified funding source and year;
- The availability of applicable funds for the specific activity;
- The activity has received environmental review and determination and fund release, as applicable;
- The service provider is not listed in the System for Award Management (SAM);
- The activity has been set up and identified in IDIS;
- The scope of work defined in the contract has adequately addressed performance, financial and tracking responsibilities necessary to report and document accomplishments; and
- The service provider has the required insurance in place.

After this information has been verified and documented, staff may proceed in obtaining authorization and utilization of entitlement funds for the activity.

2. Desk Review. Before processing an invoice for payment, staff reviews the invoice to verify that the item or service is an eligible expense and it is part of the contract budget. Staff also reviews performance reports and supporting documentation submitted with the invoice to ensure that the contractor is performing in accordance with the terms of the contract and the scope of work. This level of monitoring is performed on an ongoing basis throughout the duration of the contract.

- 3. Records Audit.** A records audit includes a review of all file documents as needed. A file checklist is used to determine if the required documents are present. Through the review of performance reports and other documentation submitted by the contractor, staff is able to identify areas of concern and facilitate corrections and/or improvements. Should problems be identified, a contractor or recipient of funds may then be provided technical assistance as necessary to reach a resolution.
- 4. Selected On-Site Monitoring.** A risk assessment is conducted internally and is used to determine the priority of site reviews to be conducted. Based on the results of the risk assessment, a selected number of projects may be subject to an on-site review. The performance of contractors is reviewed for compliance with the program guidelines and the terms and conditions of the contract. In particular, staff verifies program administration and regulatory compliance in the following areas:
 - Performance (*e.g.* meeting a national objective, conducting eligible activities, achieving contract objectives, performing scope of work activities, maintaining contract schedule, abiding by the contract budget);
 - Record keeping;
 - Reporting practices; and
 - Compliance with applicable anti-discrimination regulations.

There will be follow-up, as necessary, to verify regulatory and program administration compliance has been achieved.

- 5. Failure to resolve identified problems.** If no resolution of identified problems occurs or the contractor fails to perform in accordance with the terms and conditions of the contract, the City of Austin has the authority to suspend further payments to the contractor or recipient of funds until such time that issues have been satisfactorily resolved.
- 6. Contract Closeout.** Once a project activity has been completed and all eligible project funds expended, the staff will require the contractor to submit a project closeout package. The contract closeout will provide documentation to confirm whether the contractor was successful in completing all performance and financial objectives of the contract. Staff will review and ask the contractor, if necessary, to reconcile any conflicting information previously submitted. The project closeout will constitute the final report for the project. Successful completion of a project means that all project activities, requirements, and responsibilities of the contractor have been adequately addressed and completed.

Long-term Monitoring

Acceptance of funds from Neighborhood Housing and Community Development (NHCD) Office of the City of Austin, or its sub-recipient Austin Housing Finance Corporation (AHFC) obligates beneficiaries/borrowers to adhere to conditions for the term of the affordability period. NHCD is responsible for the compliance oversight and enforcement of long- or extended-term projects and financial obligations created through City- sponsored or -funded housing and community development projects. In this capacity, NHCD performs the following long-term monitoring duties:

- Performs compliance monitoring in accordance with regulatory requirements specified in the agreement;
- Reviews and verifies required information and documentation submitted by borrowers for compliance with applicable legal obligations and/or regulatory requirements;
- Enforces and takes corrective action with nonperforming loans and/or projects deemed to be out of compliance in accordance with legal and/or regulatory terms and conditions; and
- If the beneficiary has been uncooperative, non-responsive, or unwilling to cure the existing default by all reasonable means, staff will discuss with management and will refer the loan to the City Attorney for review, with a recommendation for judgment and/or foreclosure.

The first step in the monitoring process includes the development of a risk assessment that is essential in guiding the monitoring efforts of the department. Based on the results of the risk assessment, additional projects may be monitored. Monitoring may be in the form of a desk review, on-site visit, or Uniform Physical Conditions Standards (UPCS) inspection. Technical assistance is available to assist beneficiaries/ borrowers in understanding any aspect of the contractual obligation so that performance goals are met with minimal deficiencies.

Attachment III D: Optional Relocation Policy

CITY OF AUSTIN

Optional Relocation Policy for the Housing Rehabilitation Loan Program (HRLP) – HOME or CDBG Funded

Exhibit to the HRLP Guidelines

I. DEFINITIONS

- 1) **Optional Relocation** – For single-family housing, the temporary move of a family and specific belongings out of a residence during the period that that home is being rehabilitated or repaired.
- 2) **Displaced Persons**–The term displaced person means a person (family, individual, business, nonprofit organization, or farm, including any corporation, partnership or association) that moves from real property or moves personal property from real property, permanently, as a direct result of acquisition, rehabilitation, or demolition for a project assisted with HOME or CDBG funds.
- 3) **Family** – Persons living in a household, as determined by intake information.
- 4) **Head of Household** – For purposes of this program, this is the individual designated by the family to assist program staff with activities related to the optional relocation assistance.
- 5) **Temporary Housing** – Living accommodations provided for a family during the repair or rehabilitation activities at their home until the residence passes safety clearance, and the family can reoccupy their home.

II. OPTIONAL RELOCATION ASSISTANCE POLICY GUIDE

This Policy has been prepared to provide information regarding optional relocation assistance for the Housing Rehabilitation Loan Program (HRLP) – HOME or CDBG funded. Funds for this activity are provided by the U.S. Department of Housing and Urban Development (HUD). Regulatory information regarding optional relocation can be found at 24 CFR 92.353(d) and 24 CFR 570.606(d) respectively.

Optional Relocation Assistance

Assistance is an approved expense by HUD under the HOME and CDBG Programs and has been approved by the City/Austin Housing Finance Corporation (AHFC). It is not a requirement that the City /AHFC offer optional relocation assistance. However, this assistance opportunity should be viewed as a commitment on behalf of the City /AHFC to provide assistance for adequate temporary housing to low-to-moderate income households that do not exceed 80% of the Median Family Income (MFI), as amended per household size and as defined by HUD for the Austin-Round Rock-San Marcos, TX Metropolitan Statistical Area.

Temporary Relocation Benefits

Only program staff can determine if relocation is necessary. Optional relocation reimbursement applies only to household members. Expenses may include temporary housing and other moving and storage expenses. Eligible paid receipts for each household cannot exceed \$3,000. Eligible receipts showing payment must be on company letterhead or a printed receipt with the business name and address and be paid in advance of submission. Paid receipts from family members or relatives are not acceptable. The paid receipts are ineligible for reimbursement if dated prior to the closing date or 30 days after the signed date of the Final Inspection Concurrence Warranty Information form.

In support of fair housing practices, the City/AHFC will not discriminate as to the availability of assistance, nor to the selection of the type of assistance. Each homeowner and their family circumstances are to be evaluated as they exist at the time of the needed assistance. Should circumstances change, the City/AHFC, at its discretion, may consider those changes and act

accordingly. At times when HRLP staff determine that it is in the best interest to provide optional relocation services (such as moving expense assistance and/or replacement housing assistance to owner-occupants who must move temporarily) this document should be used as a guide.

An expense is eligible if the owner first obtains approval for the expense by program staff before incurring the cost. After obtaining approval, the applicant is required to pay for the expense first and then ***submit eligible paid receipts to program staff for reimbursement.*** Program staff have the right to approve or deny each reimbursement request; to determine whether a need exists; and the amount of reimbursement to be paid. Applicants will be reimbursed for eligible expenses by check, up to the stated limit of \$3000, within 30 days of each paid receipt submission.

Eligible Expenses

- 1) Costs for temporary living quarters, such as hotel, motel, apartment or a short term lease.
 - a. If the family uses a pre-paid temporary housing unit, no funds will be dispersed directly to the family for rent. Only household members identified on the HRLP application are eligible for reimbursement
- 2) Costs for commercial storage. Locks purchased to secure the commercial storage unit are ineligible.
- 3) Costs for professional moving assistance and boxes. Payments to relatives and/or friends for moving assistance are ineligible.
- 4) Costs for commercial rental moving truck. Gasoline expenses are ineligible.

Homeowners must pay for the following on their own and cannot be reimbursed for the following expenses.

Ineligible Expenses

- 1) Paid receipts not on business letterhead and any receipts program staff deny.
- 2) Packing, cleaning of existing house, and/or cleaning of rental upon departure of displaced homeowner.
- 3) Persons who are not enrolled in HRLP or who are in the program but are not current clients.
- 4) Any damage to the hotel/motel.
 - a. Local and long distance calls are not eligible for reimbursement.
 - b. Cable service will not be provided unless motel/hotel provides cable with the room as part of the room cost.
 - c. Any property missing from the hotel/motel during the temporary relocation.
- 5) Insuring property in a temporary unit or in storage. Locks purchased to secure temporary storage units.
- 6) All food costs and gasoline expenses for personal automobile and/or commercial rental moving trucks.
- 7) Costs of transportation will be the sole responsibility of the family. City/AHFC will not pay for mileage reimbursements.
- 8) Routine daily maintenance of a rental unit and cleaning costs for a temporary unit upon exit.

- 9) PO Box or mail transfers and all utilities while relocated including all utilities at the rehabilitated property.
- 10) All paid receipts dated before the closing date.
- 11) All paid receipts dated more than 30 days after the signed date of the Final Inspection Concurrence Warranty Information form.
- 12) All paid receipts submitted after the \$3000 maximum has been paid.
- 13) Payments to relatives and/or friends for moving assistance and/or temporary living quarters.
- 14) This Optional Relocation Assistance policy does not pertain to emergency housing for citizens not in the City of Austin. Optional Relocation Assistance is not available for hurricane/wind, water/flood, fire/smoke, or other natural or manmade related housing emergencies.

III. IMPORTANT

- 1) Security – All household belongings must be removed from the property by the owner so that the home is totally vacant before the repairs or reconstruction can begin.
- 2) Pet Policy - Program staff must pre-approve if any animals/pets can remain on the site during the temporary relocation.
 - a. Animals normally kept out of doors, such as small livestock or caged birds, may be left on the premises, if arrangements can be made for their care. All expenses are the applicant's responsibility.
 - b. Residents are encouraged to find safe, suitable lodging for pets during the temporary relocation. All expenses are the applicant's responsibility.
- 3) Relocation payments are not considered as income for federal or state income tax purposes. They do not affect eligibility for Social Security payments, welfare, or other related governmental assistance.

Attachment III E: Summary Funding & Production Table



The City of Austin is committed to compliance with the Americans with Disabilities Action (ADA). Reasonable modifications and equal access to communications will be provided upon request. For assistance, please call 512-974-3100; TTY users route through Relay Texas at 711.