



CITY OF AUSTIN  
**STRATEGIC DIRECTION**

# WELCOME TO THE CITY OF AUSTIN 2018 BUDGET ENGAGEMENT

---

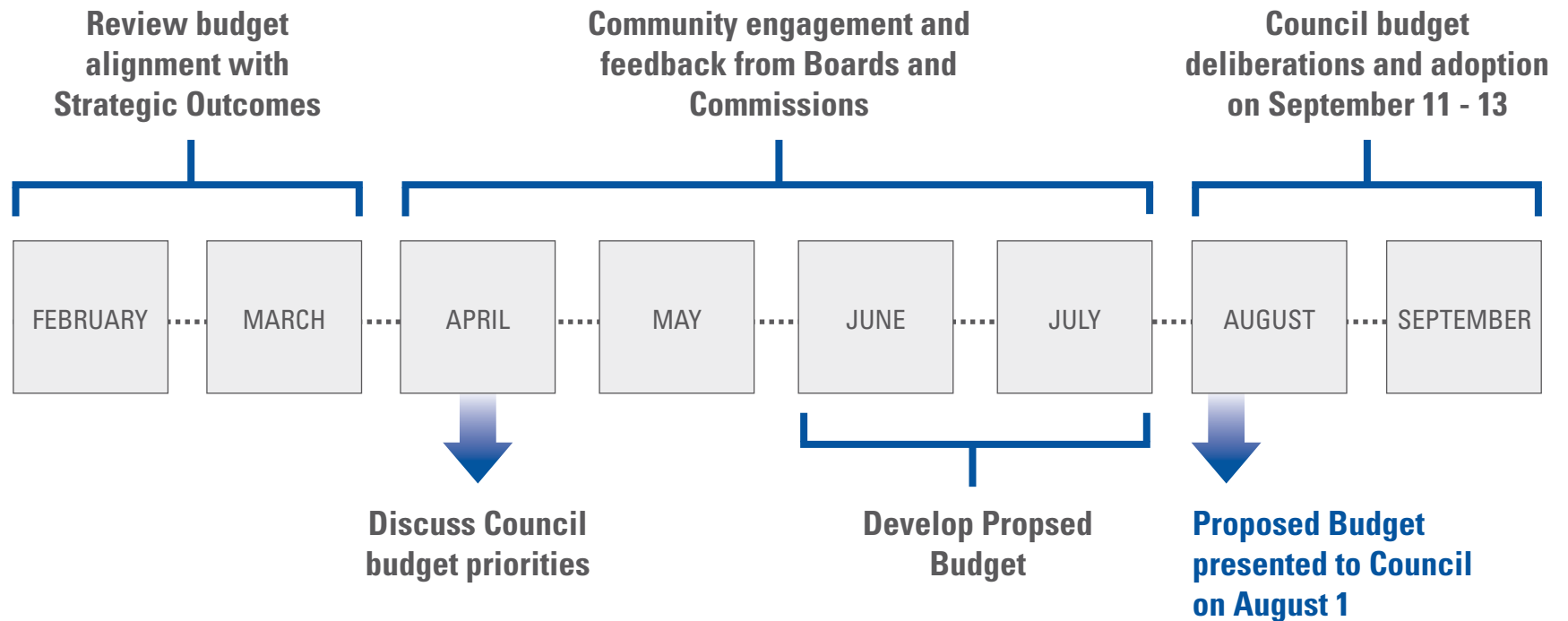
The City of Austin wants to learn your priorities for the next budget. The City's current budget is \$3.9 billion and pays for services ranging from public safety and mobility to parks and recreation and animal services.

Your City tax dollars and utility bills fund these services, and we invite you to learn about our strategic outcomes and share your priorities for the next City budget. We have an extensive public engagement effort planned through July 15, during which time we will work to inform you about the City's Budget and community outcomes, and ask you to prioritize key indicators to get Austin where it needs to be.

In the pages that follow, you can learn more about outcomes and indicators that will guide our Budget engagement this year, as well as corresponding budget materials to help you understand how the City budget can help us achieve the goals in Strategic Direction 2023. During the next four months, you can choose to attend any of the City's Budget Talk community meetings across the city and engage in an online survey – all of which you can learn about in the pages that follow.



# FY 2018-19 BUDGET TIMELINE



## More Budget Engagement Opportunities

- **Now through July 15** – Online Austin Budget Priorities Tool Open
- **August 1** – Public Engagement Report published on [austintexas.gov/finance](http://austintexas.gov/finance)
- **August 22 & 30** – Public Hearings on Budget, Tax Rate and Utility Rates



## CITY OF AUSTIN STRATEGIC DIRECTION

# BUDGET TALKS: AUSTIN'S NEW OUTCOME-BASED BUDGET

Austin, you are invited to join your Austin City Council Member and City Manager Spencer Cronk for an open community dialogue about the City of Austin budget.

**Join Us For An Event Near You!**

<b>Citywide:</b> Mayor Steve Adler	<b>6:30-8 p.m. Tuesday, May 15</b> Austin Central Library, 710 W. Cesar Chavez Street, 78701
<b>District 1:</b> Ora Houston	<b>10 a.m. to Noon Saturday, May 12</b> Millennium Youth Complex, 1156 Hargrave Street, 78702
<b>District 2:</b> Delia Garza	<b>6:30-8 p.m. Wednesday, May 16</b> The Learning and Research Center, 2800 Spirit of Texas Drive, 78719
<b>District 3:</b> Sabino Renteria	<b>10-11:30 a.m. Saturday, May 19</b> Oswaldo A.B. Cantu/Pan American Recreation Center, 2100 E. 3rd Street, 78702
<b>District 4:</b> Greg Casar	<b>6:30-8 p.m. Tuesday, June 5</b> Gus Garcia Recreation Center, 1201 E. Rundberg Lane, 78753
<b>District 5:</b> Ann Kitchen	<b>6:30-8 p.m. Tuesday, May 22</b> South Austin Senior Activity Center, 3911 Manchaca Rd, 78704
<b>District 6:</b> Jimmy Flannigan	<b>6:30-8 p.m. Monday, May 21</b> Spicewood Springs Library, 8637 Spicewood Springs Rd, 78759
<b>District 7:</b> Leslie Pool	<b>6:30-8 p.m. Tuesday, June 19</b> Northwest Recreation Center, 2913 Northland Drive, 78757
<b>District 8:</b> Ellen Troxclair	<b>6:30-8 p.m. Thursday, June 21</b> Austin Pizza Garden, 6266 US-290, 78735
<b>District 9:</b> Kathie Tovo	<b>6:30-8 p.m. Monday, June 11</b> City Hall Atrium, 301 W. 2nd Street, 78701
<b>District 10:</b> Alison Alter	<b>6:30-8 p.m. Monday, June 18</b> Shalom Austin, 7300 Hart Lane, 78731

Help your City invest in outcomes that matter to you in the next City budget. To request interpretation services, call 3-1-1 no later than 48 hours before the start time of the meeting you wish to attend. To request sign language interpretation, call 512-972-9848.

Learn more and tell us your priorities online at [austintexas.gov/budget](http://austintexas.gov/budget) and with #ATXBudget on social media. If you do not have access to a computer, visit your neighborhood library branch or community center.



## CITY OF AUSTIN STRATEGIC DIRECTION

### OUR VISION

Austin is a beacon of sustainability, social equity, and economic opportunity; where diversity and creativity are celebrated; where community needs and values are recognized; where leadership comes from its community members, and where the necessities of life are affordable and accessible to all.

### OUR STRATEGIC OUTCOMES

Together we strive to create a complete community where every Austinite has choices at every stage of life that allow us to experience and contribute to all of the following outcomes:



#### ECONOMIC OPPORTUNITY & AFFORDABILITY

Having economic opportunities and resources that enable us to thrive in our community.



#### MOBILITY

Getting us where we want to go, when we want to get there, safely and cost-effectively.



#### SAFETY

Being safe in our home, at work, and in our community.



#### HEALTH & ENVIRONMENT

Enjoying a sustainable environment and a healthy life, physically and mentally.



#### CULTURE & LIFELONG LEARNING

Being enriched by Austin's unique civic, cultural, ethnic, and learning opportunities.



#### GOVERNMENT THAT WORKS FOR ALL


Believing that city government works effectively and collaboratively for all of us—that it is equitable, ethical and innovative.



## CITY OF AUSTIN STRATEGIC DIRECTION

### OUR INDICATORS

City Council adopted 6 Strategic Outcomes and these Indicators on March 8, 2018.



#### ECONOMIC OPPORTUNITY & AFFORDABILITY

*Having economic opportunities and resources that enable us to thrive in our community.*

- A. Employment/unemployment**
- B. Income equality**
- C. Cost of living compared to income**
- D. Housing availability and affordability**
- E. Homelessness**
- F. Training for better jobs**
- G. Ability to improve your income**



#### MOBILITY

*Getting us where we want to go, when we want to get there, safely and cost-effectively.*

- A. Traffic congestion**
- B. Transportation cost**
- C. Accessibility to transportation choices**
- D. Safety**
- E. Condition of transportation-related infrastructure**



#### SAFETY

*Being safe in our home, at work, and in our community.*


- A. Timeliness and quality of emergency response**
- B. Public compliance with laws and regulations**
- C. Emergency preparedness and recovery**
- D. Fair administration of justice**
- E. Quality and reliability of critical infrastructure**



#### HEALTH & ENVIRONMENT

*Enjoying a sustainable environment and a healthy life, physically and mentally.*

- A. Health conditions among the public**
- B. Accessibility to quality health care services, (physical and mental)**
- C. Accessibility to quality parks, trails, and recreational opportunities**
- D. Environmental quality**
- E. Climate change and community resilience**
- F. Food security and nutrition**



#### CULTURE & LIFELONG LEARNING

*Being enriched by Austin's unique civic, cultural, ethnic, and learning opportunities.*

- A. Quality of cultural venues, events, programs, and resources**
- B. Vibrancy of the creative industry**
- C. Appreciation, respect, and welcoming of all people and cultures**
- D. Honoring and preservation of historical and ethnic heritage**
- E. Quality of lifelong learning opportunities**



#### GOVERNMENT THAT WORKS FOR ALL

*Believing that city government works effectively and collaboratively for all of us—that it is equitable, ethical, and innovative.*

- A. Financial cost and sustainability of City government**
- B. Condition of City facilities and technology**
- C. Satisfaction with City services**
- D. Employee engagement among City of Austin employees**
- E. Public engagement and participation**
- F. Equity of City programs and resource allocation**
- G. Transparency and ethical practices**



# ECONOMIC OPPORTUNITY & AFFORDABILITY

*Having economic opportunities  
and resources that enable us to  
thrive in our community.*

## OUR INDICATORS:

### A. Employment/unemployment

SAMPLE METRIC: Unemployment rate (segmented by key demographics such as race and age)

### B. Income equality

SAMPLE METRIC: Number and percentage of residents living below the poverty level

### C. Cost of living compared to income

SAMPLE METRIC: Percentage of households that are considered cost-burdened based on calculation of housing and transportation costs relative to income (utilities, child care, property tax, and health care costs to be added as data becomes available)

### D. Housing availability and affordability

SAMPLE METRIC: Number and percentage of residential plan reviews completed on-time

### E. Homelessness

SAMPLE METRIC: Number and percentage of persons who successfully exit from homelessness

### F. Training for better jobs

SAMPLE METRIC: Number and percentage of people who successfully complete Workforce Development training

### G. Ability to improve your income

SAMPLE METRIC: Number of persons placed out of poverty into middle-skill jobs



## Things We Do

## ECONOMIC OPPORTUNITY & AFFORDABILITY

- Resources for small, minority- and women-owned, and disadvantaged business
- Job readiness training
- Austin Resource Center for the Homeless (ARCH)
- Small business training and assistance through the Entrepreneur Center of Austin
- Food pantries at six neighborhood centers
- Address needs of Austin's downtown homeless community through the Homeless Outreach Street Team (HOST)
- Support local businesses through the Family Business Loan Program
- Connect skilled and unskilled laborers with employers through the First Workers' Day Labor Center
- Utility bill Customer Assistance Program (CAP)
- Water conservation, energy efficiency, and composting rebates
- Home repair services for low-income homeowners through the GO! Repair Program



**Affordable housing**



**Austin Convention Center**



**Homeless Outreach Street Team**



**Green Water Treatment Plant Redevelopment**



# MOBILITY

*Getting us where we want to go,  
when we want to get there,  
safely and cost-effectively.*

## OUR INDICATORS:

**A. Traffic congestion**

**B. Transportation cost**

**C. Accessibility to transportation choices**

**D. Safety**

**E. Condition of transportation-related infrastructure**

*\*This section is in development as part of the Austin Strategic Mobility Plan, the City's first locally focused, multimodal transportation plan.*

Visit [austintexas.gov/asmp](http://austintexas.gov/asmp).



## Things We Do

## MOBILITY

- School crossing guards and child safety education
- DWI enforcement and 'No Refusal' weekends
- Motorcycle patrol for school zones and major highways
- Maintenance of urban trails
- Maintaining streets, bridges, and sidewalks
- Traffic signals, signs, and markings
- Austin-Bergstrom International Airport operations
- Electric vehicle incentives
- Corridor improvement planning and management
- Planned regional mobility improvements to Loop 360, Spicewood Springs Road, Anderson Mill Road, Parmer Lane
- Planned corridor mobility improvements to North and South Lamar Boulevard, Burnet Road, Airport Boulevard, East Martin Luther King Jr. Boulevard FM 969, William Cannon Drive, Slaughter Lane, East Riverside Drive, and Guadalupe Street



**Traffic management**



**Street maintenance**



**Traffic signs**



**Airport Terminal Expansion**



# SAFETY

*Being safe in our home, at work,  
and in our community.*

## OUR INDICATORS:

### A. Timeliness and quality of emergency response

Sample metric: Percentage of community members who say they feel the response to their emergency was delivered effectively

### B. Public compliance with laws and regulations

SAMPLE METRIC: Part 1 property crime rate per 1,000 population and percentage change in that rate

### C. Emergency preparedness and recovery

SAMPLE METRIC: Percentage of residents who say that they are prepared to help themselves, their families, and their neighbors to respond effectively to disasters and major emergencies

### D. Fair administration of justice

SAMPLE METRIC: Number and percentage of use of force incidents in proportion to the number of arrests made

### E. Quality and reliability of critical infrastructure

SAMPLE METRIC: Number and percentage of City departments that have completed performance and vulnerability audits of documented critical infrastructure following sector-specific guidance

## Things We Do

## SAFETY

- Police protection through neighborhood based policing
- Police investigations
- 9-1-1 Call Center
- Fire emergency response, prevention, and inspection activities
- Emergency medical response and care
- Municipal court and Downtown Austin Community Court operations
- Animal protection enforcement and education
- Park rangers and maintenance of parks and recreational facilities and grounds
- Maintenance of critical water and wastewater infrastructure
- Electric transmission and substation maintenance and support
- Flood hazard mitigation and drainage infrastructure
- Code inspection and enforcement services
- Development inspections and plan reviews
- Waller Creek Tunnel construction
- Mounted Patrol Facility construction



**Neighborhood-based police**



**Emergency response**



**Development inspections**



**Waller Creek Tunnel**





# HEALTH & ENVIRONMENT

*Enjoying a sustainable environment and a healthy life, physically and mentally.*

## OUR INDICATORS:

### A. Health conditions among the public

SAMPLE METRIC: Number and percentage of clients served through City's health equity contracts who achieve intended healthy outcomes

### B. Accessibility to quality health care services, (physical and mental)

SAMPLE METRIC: Infant mortality rate

### C. Accessibility to quality parks, trails, and recreational opportunities

SAMPLE METRIC: Austin's ParkScore "score" and ranking among U.S. cities

### D. Environmental quality

SAMPLE METRIC: Number and percentage of creeks and lakes in good or excellent health

### E. Climate change and community resilience

SAMPLE METRIC: City of Austin carbon footprint (number of metric tons of carbon dioxide emissions from our government activity)

### F. Food security and nutrition

SAMPLE METRIC: Number of City-supported fresh food access points in healthy-food priority areas

## Things We Do

## HEALTH & ENVIRONMENT

- Parks, pools, and recreation centers
- Municipal golf courses
- Immunizations through Shots for Tots and Big Shots clinics
- Mom's Place Lactation Support Center
- Smoking cessation programs
- Rodent and mosquito control
- Restaurant and food establishment inspections
- Animal sheltering, education, and prevention services through the Austin Animal Center
- Maintaining healthy drinking water, managing wildlands, promoting water conservation
- Stream restoration and water quality
- Promote sustainable landscaping practices through the Grow Green program
- Curbside trash, recycling, composting, and bulk collection
- Planned construction of a new Montopolis Community and Recreation Center
- Austin Shelter for Women and Children renovation and expansion




**Public pools**



**Shots for Tots**



**Curbside collection services**



**Purchase land for parks**





CITY OF AUSTIN  
**STRATEGIC DIRECTION**

# CULTURE & LIFELONG LEARNING

*Being enriched by Austin's unique civic, cultural, ethnic, and learning opportunities.*

## OUR INDICATORS:

### A. Quality of cultural venues, events, programs, and resources

SAMPLE METRIC: Percentage of residents who report being satisfied or very satisfied with the quality of the City's cultural and learning facilities

### B. Vibrancy of the creative industry

SAMPLE METRIC: Number of people employed in the creative sector in the Austin Metropolitan Statistical Area

### C. Appreciation, respect, and welcoming of all people and cultures

SAMPLE METRIC: Percentage of residents who report feeling welcome in Austin

### D. Honoring and preservation of historical and ethnic heritage

SAMPLE METRIC: Percentage of residents who feel that Austin is a place that honors and preserves their personal heritage


### E. Quality of lifelong learning opportunities

SAMPLE METRIC: Percentage of participants satisfied with City-offered lifelong learning events, activities, and resources

## Things We Do

## CULTURE & LIFELONG LEARNING

- New central library, 20 branch libraries, and Austin History Center
- Zilker Hillside Theater
- Umlauf Sculpture Garden
- Dougherty Arts Center
- Old Bakery and Emporium visitor information center, art gallery, and historical collection
- Youth and teen art classes through the Totally Cool, Totally Art program
- Computer training classes
- Support for local arts and cultural contracts
- Public art installations through Art in Public Places
- Earth Camp watershed education program for middle school students
- Support of special events, such as Blues on the Green and the downtown Farmers Market
- Expansion of Austin Studios, a film and creative media complex
- Mexican American Cultural Center
- George Washington Carver Museum and Cultural Center
- Asian American Resource Center



George Washington Carver Museum,  
Cultural and Genealogy Center



Art in Public Places



Blues on the Green



New Central Library



CITY OF AUSTIN  
**STRATEGIC DIRECTION**

# GOVERNMENT THAT WORKS FOR ALL

*Believing that city government works effectively and collaboratively for all of us—that it is equitable, ethical and innovative.*

## OUR INDICATORS:

### A. Financial cost and sustainability of City government

SAMPLE METRIC: Median City property tax as percentage of median family income

### B. Condition of City facilities and technology

SAMPLE METRIC: Percentage of residents and employees who are satisfied with the condition of City-owned facilities (e.g. cleanliness, safety, accessibility)

### C. Satisfaction with City services

SAMPLE METRIC: Percentage of Austin residents who report being satisfied or very satisfied with the overall quality of services provided by the City

### D. Employee engagement among City of Austin employees

SAMPLE METRIC: Percentage of employees who feel that their ideas and suggestions are valued by department management

### E. Public engagement and participation

SAMPLE METRIC: Percentage of residents who believe Austin values dialogue between residents and government

### F. Equity of City programs and resource allocation

SAMPLE METRIC: Percentage of City departments implementing the equity assessment tool

### G. Transparency and ethical practices

SAMPLE METRIC: Number of findings of fraud, waste, and abuse by employees, officials, and contractors



## Things We Do

## GOVERNMENT THAT WORKS FOR ALL

- City government – City Council, Council meetings, Boards & Commission meetings
- City of Austin Career Expo
- Imagine Austin Comprehensive Plan
- Urban design and planning
- Zoning management
- Americans with Disabilities Act compliance
- Management of the City Code
- Rewriting Austin's land development code through CodeNEXT
- Vital records
- Austin 3-1-1 Call Center
- Energy transmission network
- Water and wastewater system
- Watershed modeling and analysis
- City facility deferred maintenance
- Public Works capital project delivery
- Information technology projects include development permitting system upgrade, electronic health records system, and police body cameras



**Austin City Council**



**City of Austin Career Expo**



**Austin 3-1-1 Call Center**



**City facility maintenance**

# Tell us your budget priorities for the City of Austin!

Thank you for taking the time to share your priorities on next year's City of Austin budget.

This year, the City of Austin will begin evaluating the budget according to its recently adopted Strategic Direction 2023. This document outlines six priority areas of focus for the City's budget, along with specific indicators and outcomes the City hopes to affect through its investments. You can help us by telling us which indicators you feel are most important as we plan for the Fiscal Year 2019 budget.

There are several ways to submit your feedback through this survey:

- Print this survey and mail it to P.O. Box 1088, Austin, TX 78767
- Print this survey and turn it in to any City of Austin staff member at library branches, community centers, or City Hall.
- Take the same survey online at [AustinTexas.Gov/Budget](http://AustinTexas.Gov/Budget). The online survey has a translate button if you need a language other than those provided.
- Attend any of the scheduled Budget Talks out in the community. The full schedule is online at [AustinTexas.Gov/Budget](http://AustinTexas.Gov/Budget).

Not sure what the indicators mean? Want to learn more about the Strategic Plan?  
Visit [AustinTexas.Gov/Budget](http://AustinTexas.Gov/Budget).

*Let's start by talking about the most important indicator to you within each Council strategic priority. In Step Two, you'll have an opportunity to provide your priorities across all Council strategies.*

**Economic Opportunity & Affordability:** Having economic opportunities and resources that enable us to thrive in our community

**Of the indicators below, circle the option that is most important to you:**

- |                   |  |
|-------------------|--|
| ● Employment      | ● Homelessness                           |
| ● Income Equality | ● Skills and capability of our workforce |
| ● Housing         | ● Economic mobility                      |

**Health & Environment:** Enjoying a sustainable environment and a healthy life, physically, and mentally

**Of the indicators below, which one is most important to you?**

- Healthy conditions among individuals (absence of unhealthy conditions)
- Accessibility to quality health care services, both physical and mental
- Accessibility to quality parks, trails, and recreational opportunities
- Environmental quality
- Climate change and resilience
- Food security and nutrition



**Safety**: Being safe in our home, at work, and in our community

**Of the indicators below, which one is most important to you?**

- Success of emergency response
- Community compliance with laws and regulations (actual and perceived)
- Emergency prevention, preparedness, and recovery
- Quality and reliability of critical infrastructure
- Fair administration of justice

**Mobility**: Getting us where we want to go, when we want to get there, safely and cost-effectively

**Of the indicators below, which one is most important to you?**

- Safety
- Transportation cost
- System efficiency and congestion
- Condition of transportation-related infrastructure
- Accessibility to and equity of multi-modal transportation choices

**Culture & Lifelong Learning**: Being enriched by Austin's unique civic, cultural, ethnic, and learning opportunities

**Of the indicators below, which one is most important to you?**

- Quality, accessibility, and diversity of civic and cultural venues, events, programs, and resources
- Vibrancy and sustainability of creative industry ecosystem
- Appreciation, respect, and welcoming of all people and cultures
- Honoring and preservation of historical and ethnic heritage
- Lifelong learning opportunities

**Government that Works for All**: Believing that City government works effectively and collaboratively for all of us - that it is equitable, ethical, and innovative

**Of the indicators below, which one is most important to you?**

- Financial cost and sustainability of City government
- Condition/quality of City facilities and infrastructure and effective adoption of technology
- Satisfaction with City services
- Employee engagement
- Stakeholder engagement and participation
- Equity of City programs and participation
- Transparency and ethical practices

**Council has selected 35 key indicators they would like to influence through the strategic planning and budgeting process. Of the full list below, circle or underline the ten (10) that are most important to you.**

- Employment
- Housing
- Skills and capability of our workforce
- Income equality
- Homelessness
- Economic mobility
- Healthy conditions among individuals (absence of unhealthy conditions)
- Accessibility to quality health care services, both physical and mental
- Accessibility to quality parks, trails, and recreational opportunities
- Environmental quality
- Climate change and resilience
- Food security and nutrition
- Success of emergency response
- Community compliance with laws and regulations
- Emergency prevention, preparedness, and recovery
- Quality and reliability of critical infrastructure
- Fair administration of justice
- Transportation safety
- Transportation cost
- Transportation system efficiency and congestion
- Condition of transportation-related infrastructure
- Accessibility to and equity of multi-modal transportation choices
- Quality, accessibility, and diversity of civic and cultural venues, events, programs, and resources
- Vibrancy and sustainability of creative industry ecosystem
- Appreciation, respect, and welcoming of all people and cultures
- Honoring and preservation of historical and ethnic heritage
- Lifelong learning opportunities
- Financial cost and sustainability of City government
- Condition/quality of City facilities and infrastructure and effective adoption of technology
- Satisfaction with City services
- Employee engagement
- Stakeholder engagement and participation
- Equity of City programs and resource allocation
- Transparency and ethical practices

*Now let's look at each strategic priority and rank the indicators in order of importance to you. Please rank each indicator in the order that you feel they should be prioritized, with "1" being the most important.*

**Economic Opportunity & Affordability:** Having economic opportunities and resources that enable us to thrive in our community

**Rank these indicators in order from most important to least important for you ("1" being the most important and "6" being the least important).**

_____	Employment
_____	Income Equality
_____	Housing
_____	Homelessness
_____	Skills and capability of our workforce
_____	Economic mobility

**Health & Environment:** Enjoying a sustainable environment and a healthy life, physically, and mentally

**Rank these indicators in order from most important to least important for you** (*“1” being the most important and “6” being the least important*).

- \_\_\_\_\_ Healthy conditions among individuals (absence of unhealthy conditions)
- \_\_\_\_\_ Accessibility to quality health care services, both physical and mental
- \_\_\_\_\_ Accessibility to quality parks, trails, and recreational opportunities
- \_\_\_\_\_ Environmental quality
- \_\_\_\_\_ Climate change and resilience
- \_\_\_\_\_ Food security and nutrition

**Safety:** Being safe in our home, at work, and in our community

**Rank these indicators in order from most important to least important for you** (*“1” being the most important and “5” being the least important*).

- \_\_\_\_\_ Success of emergency response
- \_\_\_\_\_ Community compliance with laws and regulations (actual and perceived)
- \_\_\_\_\_ Emergency prevention, preparedness, and recovery
- \_\_\_\_\_ Quality and reliability of critical infrastructure
- \_\_\_\_\_ Fair administration of justice

**Mobility:** Getting us where we want to go, when we want to get there, safely and cost-effectively

**Rank these indicators in order from most important to least important for you** (*“1” being the most important and “5” being the least important*).

- \_\_\_\_\_ Safety
- \_\_\_\_\_ Transportation cost
- \_\_\_\_\_ System efficiency and congestion
- \_\_\_\_\_ Condition of transportation-related infrastructure
- \_\_\_\_\_ Accessibility to and equity of multi-modal transportation choices

**Culture & Lifelong Learning:** Being enriched by Austin's unique civic, cultural, ethnic, and learning opportunities

**Rank these indicators in order from most important to least important for you** (*“1” being the most important and “5” being the least important*).

- \_\_\_\_\_ Quality, accessibility, and diversity of civic and cultural venues, events, programs, and resources
- \_\_\_\_\_ Vibrancy and sustainability of creative industry ecosystem
- \_\_\_\_\_ Appreciation, respect, and welcoming of all people and cultures
- \_\_\_\_\_ Honoring and preservation of historical and ethnic heritage
- \_\_\_\_\_ Lifelong learning opportunities

**Government that Works for All:** Believing that City government works effectively and collaboratively for all of us - that it is equitable, ethical, and innovative

**Rank these indicators in order from most important to least important for you** (“1” being the most important and “7” being the least important).

- |       |  |
|-------|--|
| _____ | Financial cost and sustainability of City government   |
| _____ | Condition/quality of City facilities and infrastructure and effective adoption of technology |
| _____ | Satisfaction with City services  |
| _____ | Employee engagement  |
| _____ | Stakeholder engagement and participation   |
| _____ | Equity of City programs and participation  |
| _____ | Transparency and ethical practices   |

*Before we finish, we'd like to know a little more about you. This helps us ensure that our engagement is reaching a diverse and representative group of residents.*

**What Council District do you live in? Please circle one:**

- |   |   |    |
|---|---|----|
| 1 | 5 | 9  |
| 2 | 6 | 10 |
| 3 | 7 |    |
| 4 | 8 |    |

**What age range do you fall within? Please circle one:**

- |               |                      |
|---------------|----------------------|
| 17 or younger | 55-64                |
| 18-24         | 65-74                |
| 25-34         | 75-84                |
| 35-44         | 85 or older          |
| 45-54         | Prefer not to answer |

**Gender Identity:**

**Which best describes you? Please circle:**

- |                                |  |
|--------------------------------|--|
| White/Caucasian                | Asian/Pacific Islander                   |
| Black/African American         | Multiple ethnicity/other (use box below) |
| American Indian/Alaskan Native | Prefer not to answer                     |

**Do you identify as Hispanic or Latino? Please circle:**

- Yes  
No

**Do you speak a language other than English at home? Please circle:**

- No  
Yes (Please write) \_\_\_\_\_

**Which best describes your annual household income? Please circle:**

Less than \$20,000

\$80,000 to \$114,999

\$20,000 to \$39,999

\$115,000 to \$149,999

\$40,000 to \$59,999

\$150,000 or more

\$60,000 to \$79,999

Prefer not to answer

**Please provide your email address if you would like the City to contact you about the City Budget.**

*Thank you for your participation! Now please choice with way to return your participation:*

- Print this survey and mail it to P.O. Box 1088, Austin, TX 78767
- Print this survey and turn it in to any City of Austin staff member at library branches, community centers, or City Hall.
- Take the same survey online at [AustinTexas.Gov/Budget](http://AustinTexas.Gov/Budget). The online survey has a translate button if you need a language other than those provided.
- Attend any of the scheduled Budget Talks out in the community. The full schedule is online at [AustinTexas.Gov/Budget](http://AustinTexas.Gov/Budget).

**For more information visit [AustinTexas.Gov/Budget](http://AustinTexas.Gov/Budget).**