



2016/2017  
Austin, TX



# Public Engagement Report



# Table of Contents

Engagement Overview .....	3
Community Survey Executive Summary .....	4
Budget Simulator Results.....	14
Budget Simulator Citywide Results .....	17
Budget Simulator District-Level Results.....	29
Telephone Town Hall .....	40
Boards and Commissions .....	42
Airport Advisory Commission.....	43
Animal Advisory Commission.....	44
Austin-Travis County Emergency Medical Services Advisory Board.....	45
Building and Standards Commission .....	46
Community Development Commission .....	47
Construction Advisory Committee.....	48
Downtown Austin Community Court Advisory Board.....	49
Electric Utility Commission .....	50
Environmental Commission.....	51
Library Commission .....	52
Parks and Recreation Board.....	53
Public Safety Commission.....	55
Urban Transportation Commission.....	58
Zero Waste Advisory Commission.....	59
Appendix A: Budget Simulator Raw Data.....	60
Appendix B: Budget Simulator Public Comments .....	138
Appendix C: Additional Resident Communication.....	222

# Engagement Overview

The City of Austin is strongly committed to making the City's annual budget development process as transparent and accessible as possible for our residents and stakeholders. We proactively seek resident feedback about their priorities and preferences with regard to City services, as well as with regard to their level of satisfaction with these services. The City curates three primary avenues for public engagement with respect to development of the City's budget: the Annual Citizen Survey; the Boards and Commission comment and recommendation process; and direct citizen outreach and engagement by Budget Office staff, using custom-tailored tools and materials.

Each year, the City contracts with a third-party vendor to administer the Annual City Survey, which is targeted at assessing resident satisfaction with the delivery of major services. The vendor develops a survey methodology aimed at generating statistically significant results and ensuring strong demographic and geographic representation throughout Austin's ten council districts. The executive summary of the Annual Citizen Survey can be found in this report and the full results of the survey are available for review online at [www.austintexas.gov/finance](http://www.austintexas.gov/finance). The results of this study are used to refine the City's allocation of resources by identifying those service areas that are most highly valued by citizens, as well as opportunities for improving citizen satisfaction with the City's performance.

Departmental interactions with their respective Boards and Commissions and interested stakeholders provide a second avenue for public engagement with the budget process. This spring, City departments presented their financial forecasts to nineteen Boards and Commissions at public meetings held in May, June, and July. Departments identified service areas for which additional resources were being requested in order to meet growing demand, and solicited feedback from Board and Commission members, as well as public comment from interested stakeholders. Summaries of these discussions are included in this report.

The final component of the City's budget-focused public engagement efforts involves direct citizen outreach by Budget Office staff. Building on the success of earlier award-winning efforts such as the Budget-in-a-Box tool and the Budget Basics video, the FY 2016-17 engagement process centered around the launch of the custom-developed *Dollars & Sense: Austin's Budget Simulator*. This online application encourages residents and stakeholders to share their funding preferences across a wide range of service areas, while providing real-time, individualized feedback regarding the tax and fee impacts of these preferences. In order to proactively boost participation in *Dollars & Sense*, solicit general comments with regard to budget development, and ensure that the voices of all residents—including those without internet access—were heard, staff adopted a neighborhood-centered approach focused on meeting residents in their communities. More specifically, this involved Budget Office staff presence at 28 community-organized events and five City Council town hall meetings, at which citizens could participate in the Austin Budget Simulator utilizing on-site iPads or simply provide in-person feedback regarding their budget priorities. Residents unable to attend an event or complete the Budget Simulator could still contribute to the budget development process by calling, texting or tweeting priorities and comments to the first-ever budget telephone town hall or by e-mailing the Budget Office directly.

# Community Survey Executive Summary

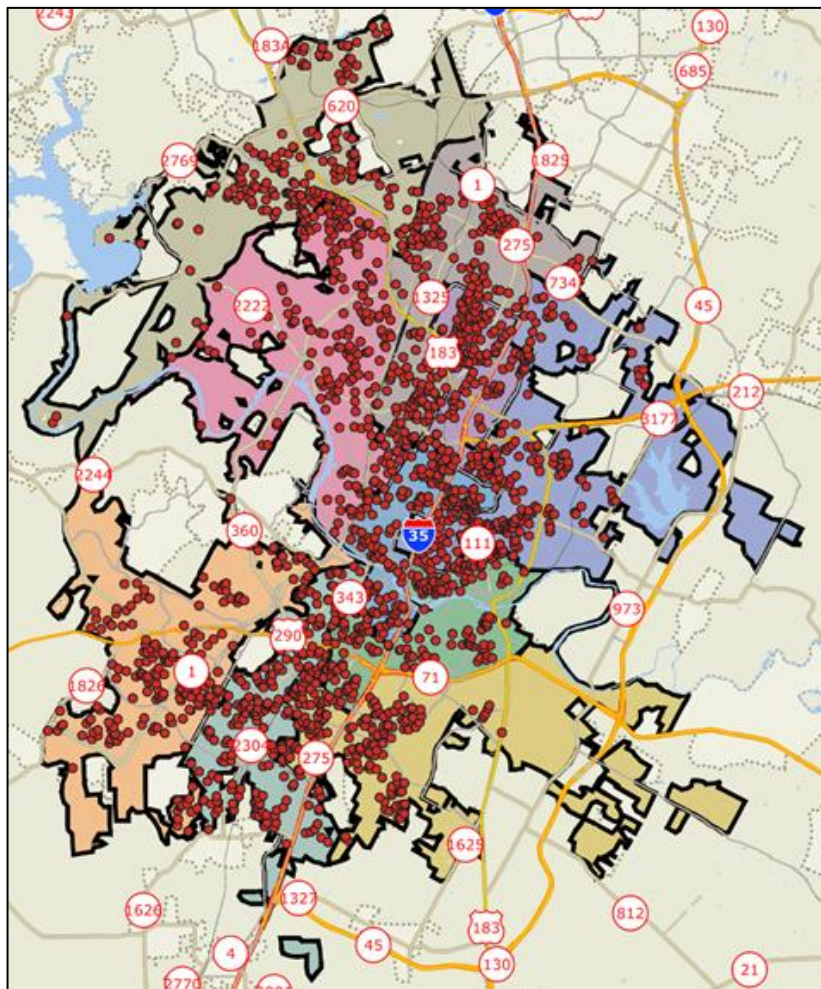
# 2015 Austin Community Survey Executive Summary Report

## Overview and Methodology

During July and August of 2015, ETC Institute administered a community survey for the City of Austin. The purpose of the survey was to assess satisfaction with the delivery of major City services and to help determine priorities for the community as part of the City’s ongoing planning process.

**Methodology.** A five-page survey was mailed to a stratified random sample of households in the City. Approximately seven days after the surveys were mailed, residents who received the survey were contacted by phone. Those who indicated that they had not returned the survey were given the option of completing it by phone. Of the households that received a survey, 122 completed the survey by phone, 1,519 returned it by mail, and 419 completed the survey online, for a total of 2,060 completed surveys. A minimum of 200 surveys were completed in each of the City’s ten council districts. The results for the random sample of 2,060 households have a 95% level of confidence with a precision of at least +/-2.1%. There were no statistically significant differences in the results of the survey based on the method of administration (phone vs. mail vs. online).

**Location of Respondents.** To better understand how well services are being delivered in different parts of the City, the home address of respondents to the survey was geocoded. The dots on the map to the right show the distribution of survey respondents based on the location of their home.



**Don't knows.** Since the number of “don't know” responses often reflects the utilization and awareness of city services, the percentage of “don't know” responses has been included with the tabular data in Section 6 of this report. When the “don't know” responses have been excluded, the text of this report will indicate that the responses have been excluded with the phrase “who had an opinion.”

This report contains:

- a summary of the methodology for administering the survey and major findings
- charts showing the overall results for most questions on the survey (Section 1)
- trend charts comparing the results from 2009 to 2015 (Section 2)
- benchmarking data that show how the results for the City of Austin compare to other cities (Section 3)
- importance-satisfaction analysis that identified priorities for investment (Section 4)
- GIS maps that show the results of the survey on maps of the City (Section 5)
- tabular data showing the overall results for all questions on the survey along with a copy of the survey instrument (Section 6)

## How Austin Compares to Other Communities

The City of Austin **rated at or above the national average** for cities with a population of more than 250,000 in 31 of the 46 areas that were assessed. The areas in which Austin rated at least 10% above the national average are listed below:

- Overall quality of customer service (+25%)
- I feel safe in my neighborhood at night (+25%)
- I feel safe in city parks (+18%)
- Condition of streets in neighborhoods (+13%)
- Number of walking/biking trails (+12%)
- Overall quality of services provided by the City (+11%)
- Quality of residential curbside recycling services (+11%)
- Bulky item pick-up/removal services (+10%)

The City of Austin **rated below the national average** for cities with a population of more than 250,000 in 15 of the 46 areas that were assessed. There were only three areas in which the City of Austin rated at least 10% below the national average. These three areas were:

- Traffic flow on major city streets (-23%)
- How well the City is planning growth (-16%)
- Quality of youth athletic programs offered by the City (-10%)

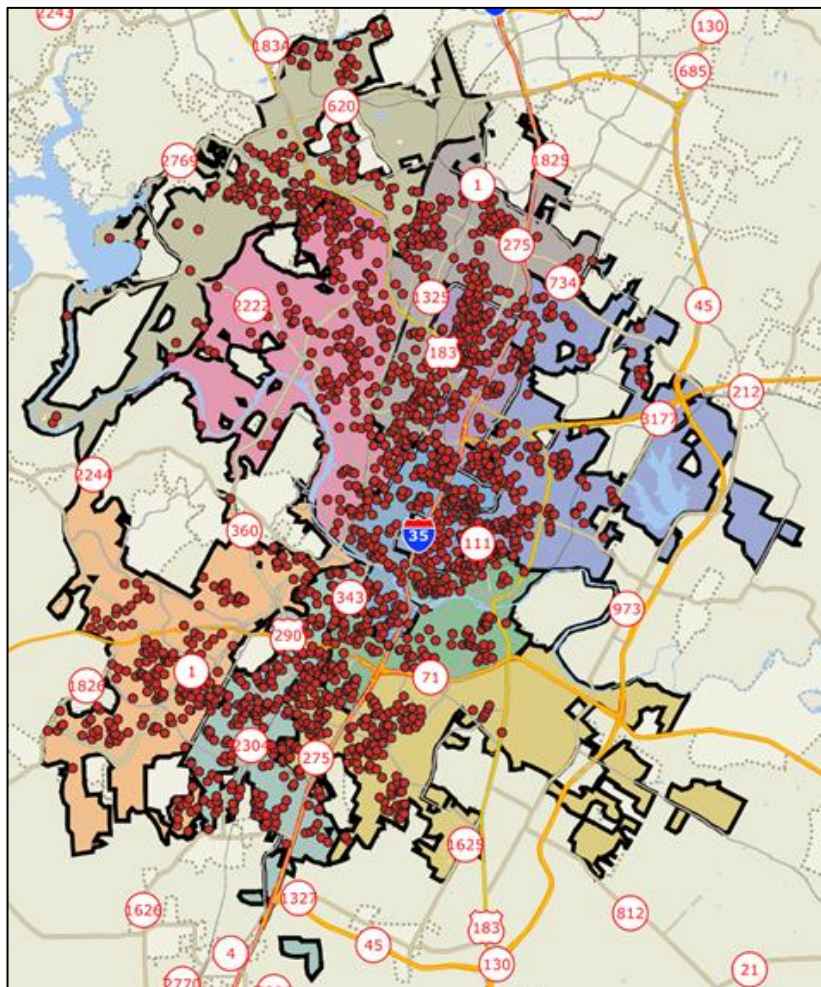
# 2015 Austin Community Survey Executive Summary Report

## Overview and Methodology

During July and August of 2015, ETC Institute administered a community survey for the City of Austin. The purpose of the survey was to assess satisfaction with the delivery of major City services and to help determine priorities for the community as part of the City's ongoing planning process.

**Methodology.** A five-page survey was mailed to a stratified random sample of households in the City. Approximately seven days after the surveys were mailed, residents who received the survey were contacted by phone. Those who indicated that they had not returned the survey were given the option of completing it by phone. Of the households that received a survey, 122 completed the survey by phone, 1,519 returned it by mail, and 419 completed the survey online, for a total of 2,060 completed surveys. A minimum of 200 surveys were completed in each of the City's ten council districts. The results for the random sample of 2,060 households have a 95% level of confidence with a precision of at least +/-2.1%. There were no statistically significant differences in the results of the survey based on the method of administration (phone vs. mail vs. online).

**Location of Respondents.** To better understand how well services are being delivered in different parts of the City, the home address of respondents to the survey was geocoded. The dots on the map to the right show the distribution of survey respondents based on the location of their home.



**Don't knows.** Since the number of “don't know” responses often reflects the utilization and awareness of city services, the percentage of “don't know” responses has been included with the tabular data in Section 6 of this report. When the “don't know” responses have been excluded, the text of this report will indicate that the responses have been excluded with the phrase “who had an opinion.”

This report contains:

- a summary of the methodology for administering the survey and major findings
- charts showing the overall results for most questions on the survey (Section 1)
- trend charts comparing the results from 2009 to 2015 (Section 2)
- benchmarking data that show how the results for the City of Austin compare to other cities (Section 3)
- importance-satisfaction analysis that identified priorities for investment (Section 4)
- GIS maps that show the results of the survey on maps of the City (Section 5)
- tabular data showing the overall results for all questions on the survey along with a copy of the survey instrument (Section 6)

## How Austin Compares to Other Communities

The City of Austin **rated at or above the national average** for cities with a population of more than 250,000 in 31 of the 46 areas that were assessed. The areas in which Austin rated at least 10% above the national average are listed below:

- Overall quality of customer service (+25%)
- I feel safe in my neighborhood at night (+25%)
- I feel safe in city parks (+18%)
- Condition of streets in neighborhoods (+13%)
- Number of walking/biking trails (+12%)
- Overall quality of services provided by the City (+11%)
- Quality of residential curbside recycling services (+11%)
- Bulky item pick-up/removal services (+10%)

The City of Austin **rated below the national average** for cities with a population of more than 250,000 in 15 of the 46 areas that were assessed. There were only three areas in which the City of Austin rated at least 10% below the national average. These three areas were:

- Traffic flow on major city streets (-23%)
- How well the City is planning growth (-16%)
- Quality of youth athletic programs offered by the City (-10%)



## Perceptions of the Community

Most residents have a positive perception of the City. Eighty-two percent (82%) of those surveyed, who had an opinion, gave positive ratings for Austin as a place to live; 79% gave positive ratings for Austin as a place to work, 75% gave positive ratings for Austin as a place to raise children, and 74% gave positive ratings for the overall quality of life in Austin.

## Overall Satisfaction with MAJOR CATEGORIES of City Services

To help the City track its overall performance in major categories of City services, residents are asked to rate the City's overall performance in the following 14 major categories:

- Overall quality of parks and recreation programs and facilities
- Overall quality of city libraries
- Overall quality of public safety services (i.e. police, fire and ambulance)
- Overall quality of municipal court services (i.e. traffic, collection, fine collection)
- Overall quality of the Austin-Bergstrom International Airport
- Overall quality of drinking water provided by Austin Water Utility
- Overall quality of wastewater services provided by Austin Water Utility
- Overall quality of electric utility services provided by Austin Energy
- Overall maintenance of city streets and sidewalks
- Overall management of stormwater runoff
- Overall effectiveness of communication by the City of Austin
- Overall quality of health and human services provided by the City
- Overall quality of planning, development review, permitting and inspection services
- Animal Services (shelter, adoptions, animal control, etc.)

The major categories of city services that had the highest levels of satisfaction, based upon the combined percentage of “very satisfied” and “satisfied” responses among residents, who had an opinion, were: the overall quality of Austin-Bergstrom International Airport (82%), the quality of drinking water services (78%), the quality of public safety services (76%), the quality of parks and recreation programs/facilities (74%), the quality of City libraries (73%) and the quality of wastewater services (72%). Residents were least satisfied with the quality of planning, development review, permitting and inspection services (26%).

## Satisfaction with Services within Major Categories

In addition to rating the City's performance in major categories, residents were also asked to rate the City's performance with the delivery of specific services within each of the major categories. The results for specific services that were assessed are described on the following pages.

## Perceptions of the Community

Most residents have a positive perception of the City. Eighty-two percent (82%) of those surveyed, who had an opinion, gave positive ratings for Austin as a place to live; 79% gave positive ratings for Austin as a place to work, 75% gave positive ratings for Austin as a place to raise children, and 74% gave positive ratings for the overall quality of life in Austin.

## Overall Satisfaction with MAJOR CATEGORIES of City Services

To help the City track its overall performance in major categories of City services, residents are asked to rate the City's overall performance in the following 14 major categories:

- Overall quality of parks and recreation programs and facilities
- Overall quality of city libraries
- Overall quality of public safety services (i.e. police, fire and ambulance)
- Overall quality of municipal court services (i.e. traffic, collection, fine collection)
- Overall quality of the Austin-Bergstrom International Airport
- Overall quality of drinking water provided by Austin Water Utility
- Overall quality of wastewater services provided by Austin Water Utility
- Overall quality of electric utility services provided by Austin Energy
- Overall maintenance of city streets and sidewalks
- Overall management of stormwater runoff
- Overall effectiveness of communication by the City of Austin
- Overall quality of health and human services provided by the City
- Overall quality of planning, development review, permitting and inspection services
- Animal Services (shelter, adoptions, animal control, etc.)

The major categories of city services that had the highest levels of satisfaction, based upon the combined percentage of “very satisfied” and “satisfied” responses among residents, who had an opinion, were: the overall quality of Austin-Bergstrom International Airport (82%), the quality of drinking water services (78%), the quality of public safety services (76%), the quality of parks and recreation programs/facilities (74%), the quality of City libraries (73%) and the quality of wastewater services (72%). Residents were least satisfied with the quality of planning, development review, permitting and inspection services (26%).

## Satisfaction with Services within Major Categories

In addition to rating the City's performance in major categories, residents were also asked to rate the City's performance with the delivery of specific services within each of the major categories. The results for specific services that were assessed are described on the following pages.

- **Maintenance and Appearance of the City**

The highest levels of satisfaction with maintenance and appearance of the City, based upon the combined percentage of “very satisfied” and “satisfied” responses among residents, who had an opinion, were: condition of neighborhood streets (58%) and condition of neighborhood sidewalks (49%).

- **Public Safety Services**

The highest levels of satisfaction with public safety services, based upon the combined percentage of “very satisfied” and “satisfied” responses among residents, who had an opinion, were: the overall quality of fire services (87%), the timeliness of Fire response to emergencies (85%), medical assistance provided by EMS (84%), and the timeliness of EMS response to emergencies (84%). Residents were least satisfied with the enforcement of local traffic laws (53%).

- **Environmental Services**

The highest levels of satisfaction with environmental services, based upon the combined percentage of “very satisfied” and “satisfied” responses among residents, who had an opinion, were: Water Conservation programs within Austin (59%), the Energy Conservation program (58%), and water/wastewater utility emergency response time (57%).

- **Recreation and Cultural Services**

Residents were generally satisfied with Austin’s recreation and cultural services; fourteen percent (14%) or less of the residents surveyed were dissatisfied with any of the recreation and cultural services rated. The highest levels of satisfaction with recreation and cultural services, based upon the combined percentage of “very satisfied” and “satisfied” responses among residents, who had an opinion, were: the cleanliness of library facilities (77%), the number of City parks (73%), library programs (72%), appearance of park grounds in Austin (71%), and quality of parks and recreation programs (70%).

- **Residential and Neighborhood Services**

The highest levels of satisfaction with residential and neighborhood services, based upon the combined percentage of “very satisfied” and “satisfied” responses among residents, who had an opinion, were: the quality of residential garbage collection (85%), the quality of residential curbside recycling services (84%), the reliability of electric service (83%), and the safety of drinking water (80%).

- **Customer Service**

The highest levels of satisfaction with customer service, based upon the combined percentage of “very satisfied” and “satisfied” responses among residents, who had an opinion, were: helpfulness of library staff (79%), the services provided by 3-1-1 (76%) and Austin Energy Customer Service (68%). With the exception of the review services for residential and commercial building plans, 11% or less of the residents surveyed were dissatisfied with any of the customer service items rated.

- **Other City Services**

The highest levels of satisfaction with other City services, based upon the combined percentage of “very satisfied” and “satisfied” responses among residents, who had an opinion, were: Shot for Tots and Big Shots (59%), the City’s efforts to support diversity (51%) and the Food Safety Inspection program (50%). Fifty-six percent (56%) of the residents surveyed were dissatisfied with the availability of affordable housing.

## Conclusions

Based on the results of the City’s 2015 survey and the subsequent analysis of the survey data, ETC Institute has reached the following conclusions:

- **Overall Satisfaction With City Services Remains High.** Sixty percent (60%) of residents were “very satisfied” or “satisfied” with the overall quality of services provided by Austin; this rating was 11% higher than the national average for large cities with a population of more than 250,000 residents.
- **The City of Austin continues to set the standard for customer service among large U.S. cities.** Among the 46 services that were assessed on the 2015 survey, the City of Austin rated at or above the U.S. average for cities with more than 250,000 residents in 31 areas.
- **Residents generally have a positive perception of the City.** Most (82%) of the residents surveyed were satisfied with the City of Austin as a place to live. Three-fourths (75%) of the residents surveyed were satisfied with Austin as a place to raise children, and 74% were satisfied with the overall quality of life in the City.
- **In order to continue moving in the right direction, the City of Austin should emphasize improvements in four major areas.** Even though overall satisfaction is high and the City continues to set the standard for customer service, ETC Institute has identified four major areas to emphasize over the next two years. By investing in these four areas, the City of Austin will increase the probability that the overall satisfaction rating for the City will improve in future years. The four major areas are listed on the next page:

- 1) **Maintenance of Major City Streets and Sidewalks.** The maintenance of city streets and sidewalks had the highest Importance-Satisfaction rating among all of the fourteen major categories of city services that were rated.
- 2) **Planning, Development Review, Permitting and Inspection Services.** Planning, development review, permitting and inspection services had the second highest Importance-Satisfaction rating among the fourteen major categories of city services that were rated.
- 3) **Public Safety.** Public safety had the third highest Importance-Satisfaction rating among the fourteen major categories of city services that were rated.
- 4) **Traffic Flow on Major City Streets.** Traffic flow on major City streets had the highest Importance-Satisfaction rating among the eight categories of maintenance and appearance items that were rated.

# Budget Simulator Results

# Budget Simulator

## Design

*Dollars & Sense: Austin's Budget Simulator* provided performance data about and sought feedback with regard to 49 current City services areas. Participants were able to increase or decrease the resources allocated to a specific City service as well as leave open-ended comments. Based on their choices, the application provided real-time, individualized feedback with regard to tax and fee impacts.

Staff designed this tool to be accessible and inclusive, offering a versions in both English and Spanish as well as ensuring that the tool was compatible with screen-reading technology. The application was also designed to be fully compatible with all types of computers, tablet devices, and smart phones to increase accessibility.

## Marketing and Outreach Campaign

To increase resident awareness of *Dollars & Sense*, staff employed a variety of outreach and marketing efforts, including print media, local television and radio, and social media. Traditional marketing efforts included paid advertisements in the Austin Chronicle and on KUT radio. *Dollars & Sense* was featured in an article in the Austin Monitor and was the subject of two live interviews with Deputy Chief Financial Officer Ed Van Eenoo on local news television stations KXAN and KVUE. The social media component of the marketing and outreach campaign included posts on Twitter, Facebook, NextDoor, Tumblr, the City of Austin's website, and the Austin Reddit blog. In addition, promotional emails were sent to residents who have opted-in for communication through AustinNotes, SpeakUp Austin, the community registry, and past budget engagement processes in order to encourage participation and word-of-mouth marketing. To bolster participation in the Spanish-language version of *Dollars & Sense*, advertising appeared in La Prensa and social media posts were issued mirroring their English-language counterparts. Moreover, *Dollars & Sense* and an overview of the budget engagement process was featured on EducaAustin, a local Spanish television show, and in public service announcements on Univision and Telemundo.

## Closing the Digital Divide

To address concerns with respect to internet accessibility and usage, City Budget staff attended 28 community events and five City Council town hall meetings with iPads, providing an opportunity for interested residents to complete *Dollars & Sense* onsite. These included the Cinco de Mayo Festival at Montopolis Recreation Center, a farmers' market at Republic Square, and five Mobile Food Pantry events at Dove Springs Recreation Center, St. John Community Center, and South Austin Neighborhood Center. While at these events, staff were able to meet residents in their respective communities, encourage participation, solicit feedback, and answer general questions. *Dollars & Sense* was also promoted at all Austin Public Library locations, encouraging residents to complete the application using the free internet access provided by the public computers. In addition, five council members invited staff to attend their respective town hall meetings to facilitate completion of *Dollars & Sense* and answer general questions regarding the City's budget. The table on the following page details the complete list of community events attended by Budget staff.

## On-Site Budget Simulator Events

Event	Date	Location
Youth Career Fest 2016	April 12th	Palmer Events Center
Mobility Talks Live - Citywide Meeting 1	April 20th	Crockett High School
Mobility Talks Live - Citywide Meeting 2	April 23rd	Northwest Recreation Center
ATX Housing Community Conversations	April 28th	Town Lake Center
Cinco de Mayo	May 4th	Montopolis Recreation Center
Budget Simulator Pop Up	May 5th	City Hall
Mobile Food Pantry	May 6th	Dove Springs Recreation Center
Budget Simulator Pop Up	May 12th	Great Hills Park and Ride
Budget Simulator Pop Up	May 13th	Circle C Food Trailer Family Fun Night
CelebrASIA Austin 2016	May 14th	Asian American Resource Center
Movie in the Park	May 20th	Northwest Recreation Center
Council District 7 Town Hall Meeting	May 21st	Northwest Recreation Center
Mobile Food Pantry	May 24th	St. John Community Center
Blues on the Green	May 25th	Zilker Park
Budget Simulator Pop Up	May 26th	Pavilion Park and Ride
Hackathon	June 4th	St. Edward's University
Triangle Farmers' Market	June 8th	The Triangle
Nerd Nite	June 8th	The North Door
Budget Simulator Pop Up	June 9th	City Hall
Downtown Farmer's Market	June 11th	Republic Square Park
Agave Neighborhood Association Meeting	June 11th	Agave Neighborhood Community Center
Council District 1 Town Hall Meeting	June 11th	Memorial United Methodist Church
Health Information Tours & Health Screenings	June 14th	St. John Branch
Health Information Tours & Health Screenings	June 15th	Little Walnut Creek Branch
Mobile Food Pantry	June 21st	South Austin Neighborhood Center
Mobile Food Pantry	June 23rd	St. John Community Center
Council District 5 Town Hall Meeting	June 25th	Manchaca Branch Library
Council District 8 Town Hall Meeting	June 25th	Hampton Branch Library
Hillside Concert	July 5th	Oswaldo A.B. Cantu/Pan American Recreation Center
Council District 2 Town Hall Meeting	July 6th	Dove Springs Recreation Center
Southeast Combined Neighborhood Plan Contact Team	July 11th	Southeast Austin Community Library
Hillside Concert	July 13th	Oswaldo A.B. Cantu/Pan American Recreation Center
Mobile Food Pantry	July 14th	St. John Community Center



# Budget Simulator Citywide Results

# Citywide Service Area Results

The results of *Dollars & Sense: Austin's Budget Simulator* are presented both at the citywide and at the district level. Since *Dollars & Sense* is an “opt-in” engagement activity without random sampling, its results are not statistically significant. Nevertheless, the funding choices and comments provided certainly provide insight into the preferences and feelings of interested residents from a broad range of Austin communities.

The following section will present the citywide results organized across ten broad service categories, each of which includes several related service areas. For each of the ten City Council districts, results are presented by displaying the top five service areas for which participants chose to increase funding and the top five service for which participants chose to decrease funding.

## Analysis of Results

In the citywide results, for 47 of the 49 City service areas, a majority or a plurality of participants chose to maintain the current service level by indicating no change in the funding level for that service. In two City service areas, “Bicycle Infrastructure Management & Transportation” and “Behavioral & Mental Health,” a plurality of participants chose to increase the current service level by indicating a 5% or 10% increase in the funding for both of these service areas. There were no service areas in which a plurality or majority of participants elected to reduce funding.

Citywide, the five service areas where the largest percentage of participants indicated a preference for increased funding were Behavioral & Mental Health (47%), Street & Bridge Preventative Maintenance and Repair (46%), Right-of-Way Maintenance & Sidewalk Management (45%), Facility & Grounds Services and Park Planning (41%), and Bicycle Infrastructure Management and Transportation Engineering (41%). It is noteworthy that three of these five service areas fall within the Infrastructure and Transportation Management service category.

The five service areas, on a citywide level, where the largest percentage of participants indicated a preference for reduced funding were Global Business Recruitment & Small Business Development (35%), Cemeteries (34%), Redevelopment & Commercial Stabilization (30%), Athletics & Recreation Program Services (24%), and Bicycle Infrastructure Management and Transportation Engineering (24%).

The citywide results were generally echoed across the city’s districts. In all ten City Council districts, Behavioral and Mental Health and Right-of-Way Maintenance and Sidewalk Management ranked in the top five service areas by percentage of participants preferring increased funding. Similarly, in all ten Council districts, Cemeteries, Global Business Recruitment and Small Business Development, and Redevelopment and Commercial Stabilization ranked in the top five by percentage of participants preferring reduced funding.

Bicycle Infrastructure Management and Transportation Engineering was the one service area that generated conflicting funding signals, both across the city and at the district level. Citywide, this service area ranked in the top five highest percentage support for both increased funding and for reduced funding. At the district-level, Bicycle Infrastructure received top-five support for increased investment in City Council Districts 1, 3, 4, 7, and 9, while in City Council Districts 2, 6, 7, 8, and 10, it was in the top five service areas targeted for reduced investment.

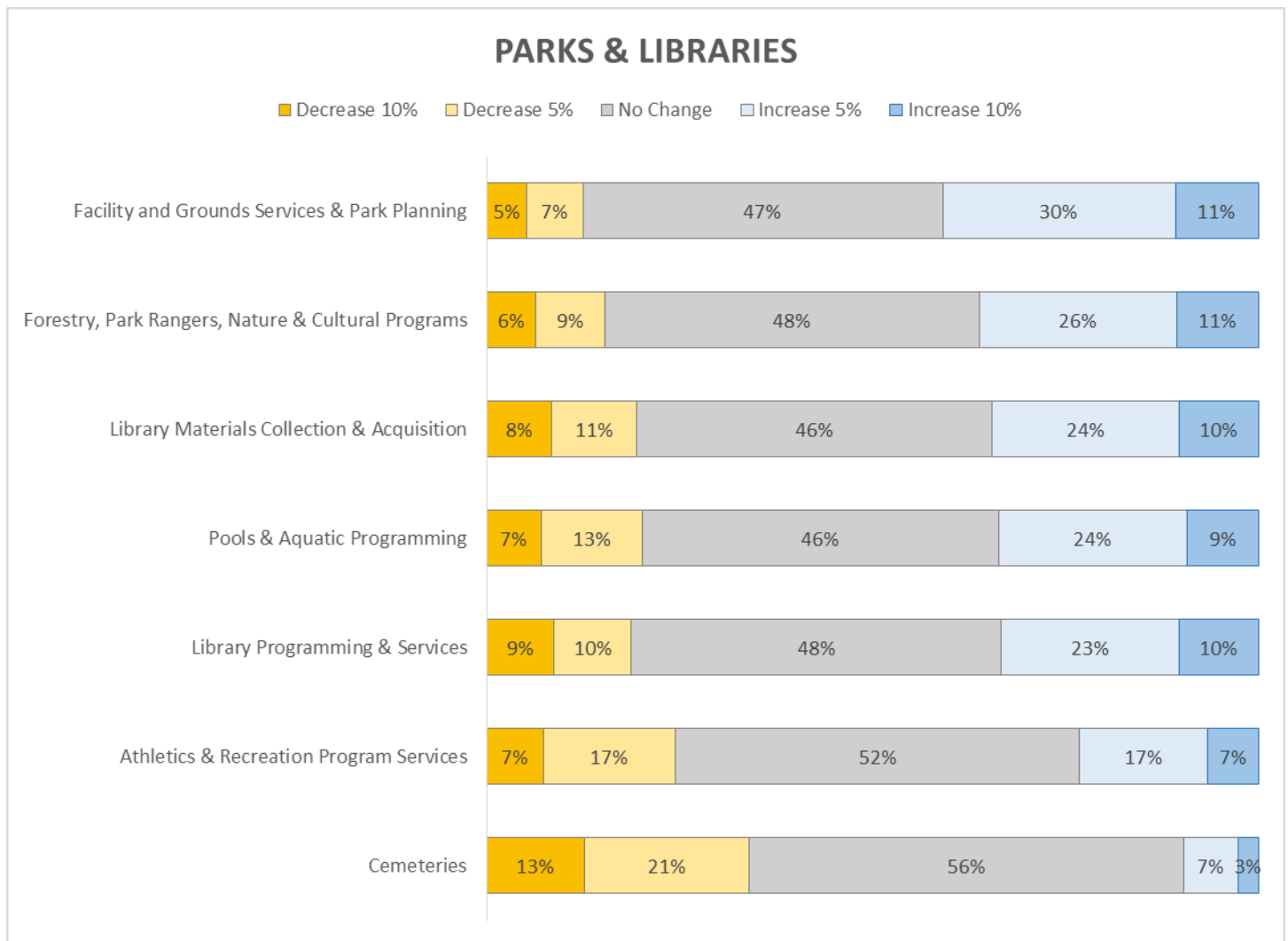
The following pages provide additional detail about the results generated by the *Dollars & Sense* application.

# Parks & Libraries– Citywide Results

Budget Simulator participants were asked to provide feedback on seven program areas within the Parks & Libraries service category:

- Pools & Aquatic Programming
- Facility and Grounds Services & Park Planning
- Athletics & Recreation Program Services
- Forestry, Park Rangers, Nature & Cultural Programs
- Cemeteries
- Library Materials Collection & Acquisition
- Library Programming & Services

The Citywide results for this service category are available below:



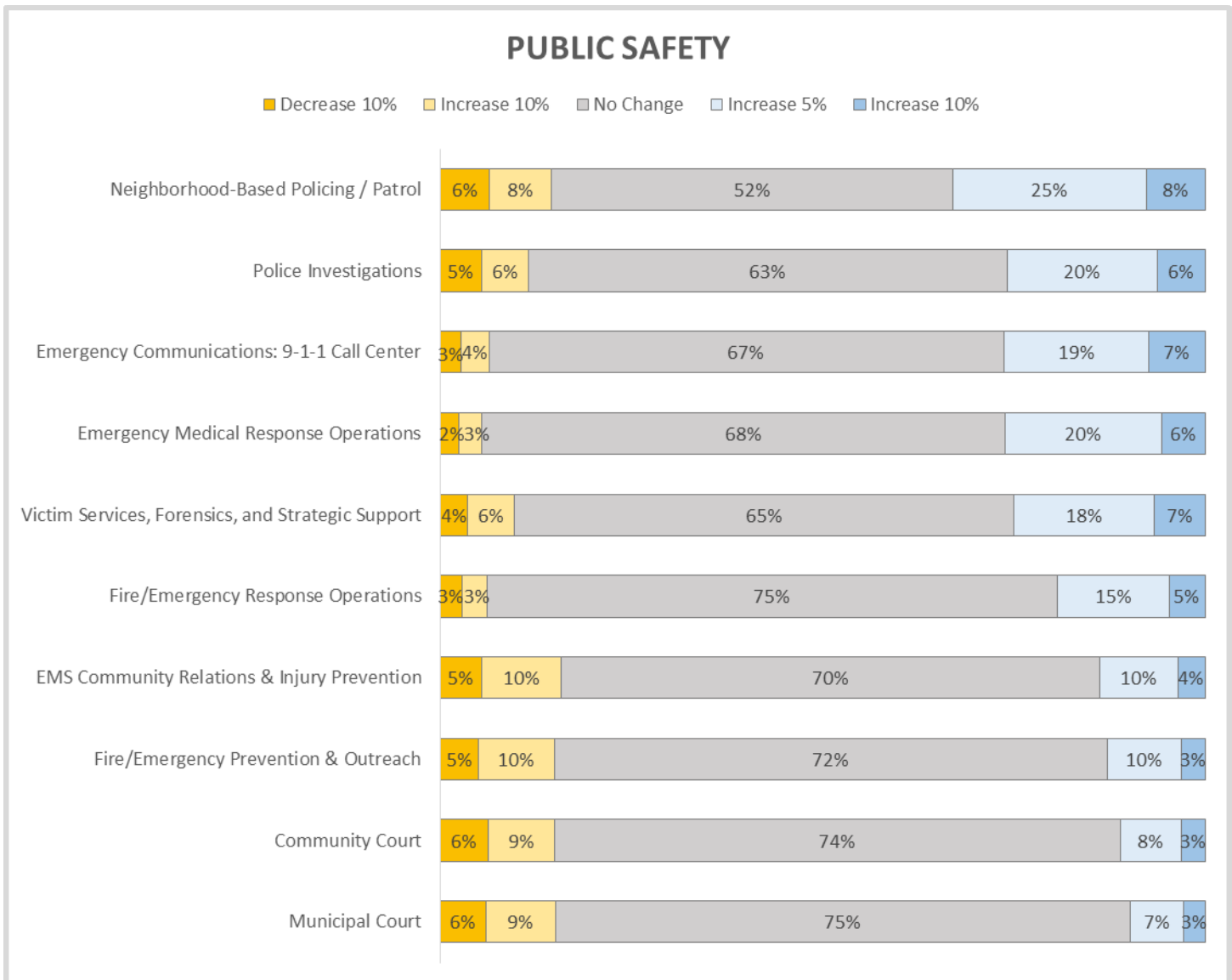
Note: Percentages may not add due to rounding.

# Public Safety – Citywide Results

Budget Simulator participants were asked to provide feedback on seven program areas within the Public Safety service category:

- Emergency Communications: 9-1-1 Call Center
- Police Investigations
- Neighborhood-Based Policing/Patrol
- Victim Services, Forensics, and Strategic Support
- Emergency Medical Response Operations
- EMS Community Relations & Injury Prevention
- Fire/Emergency Prevention & Outreach
- Municipal Court
- Community Court

The Citywide results for this service category are available below:



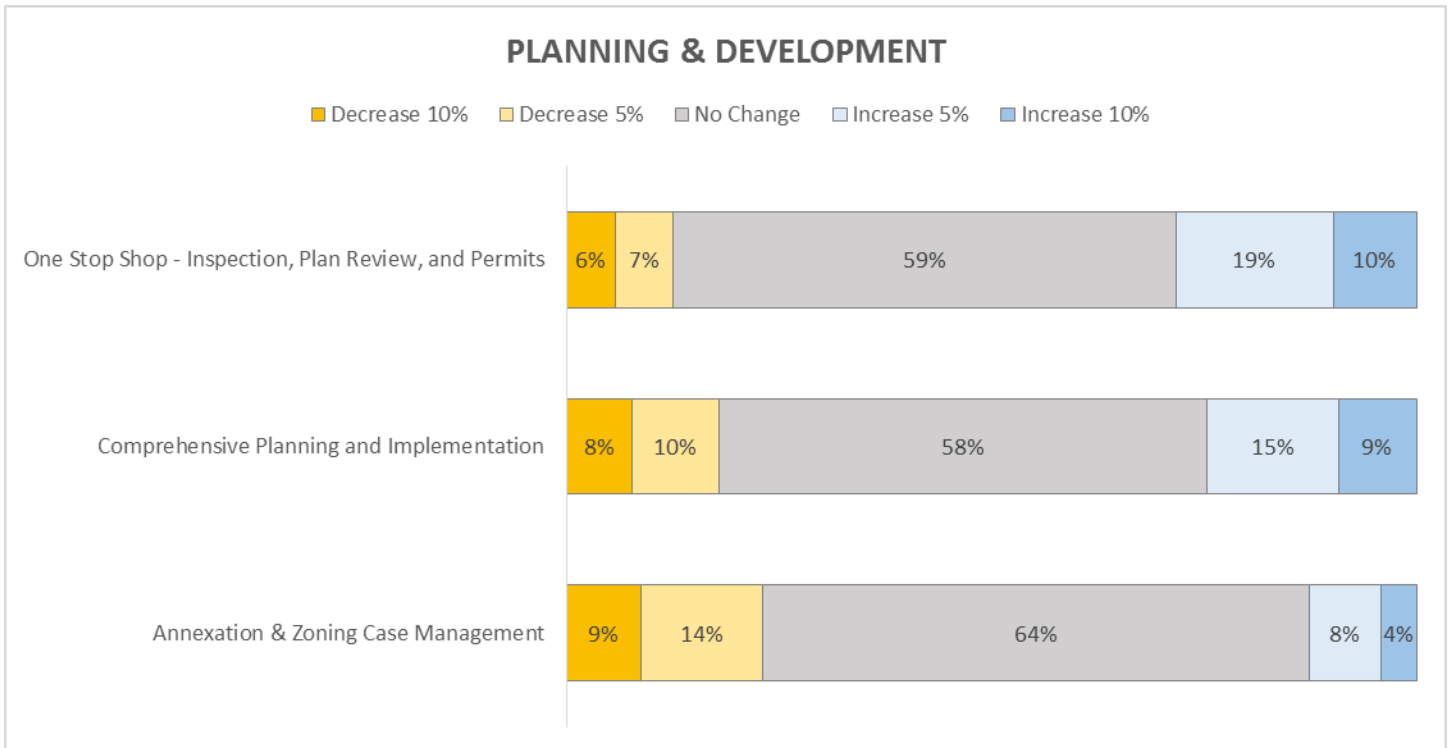
Note: Percentages may not add due to rounding.

# Planning & Development – Citywide Results

Budget Simulator participants were asked to provide feedback on seven program areas within the Planning & Development service category:

- Comprehensive Planning and Implementation
- Annexation & Zoning Case Management
- One Stop Shop - Inspection, Plan Review, and Permits

The Citywide results for this service category are available below:

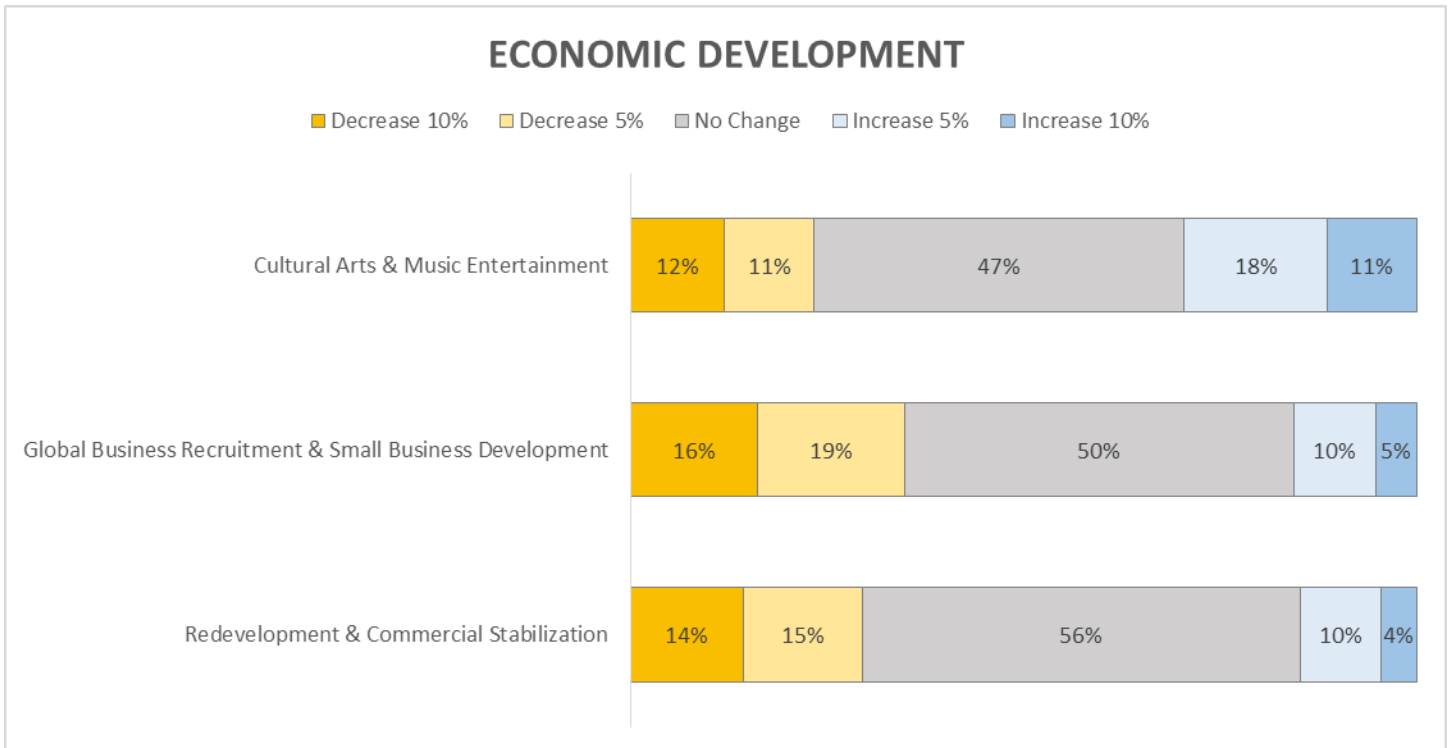


# Economic Development – Citywide Results

Budget Simulator participants were asked to provide feedback on seven program areas within the Economic Development service category:

- Cultural Arts & Music Entertainment
- Global Business Recruitment & Small Business Development
- Redevelopment & Commercial Stabilization

The Citywide results for this service category are available below:

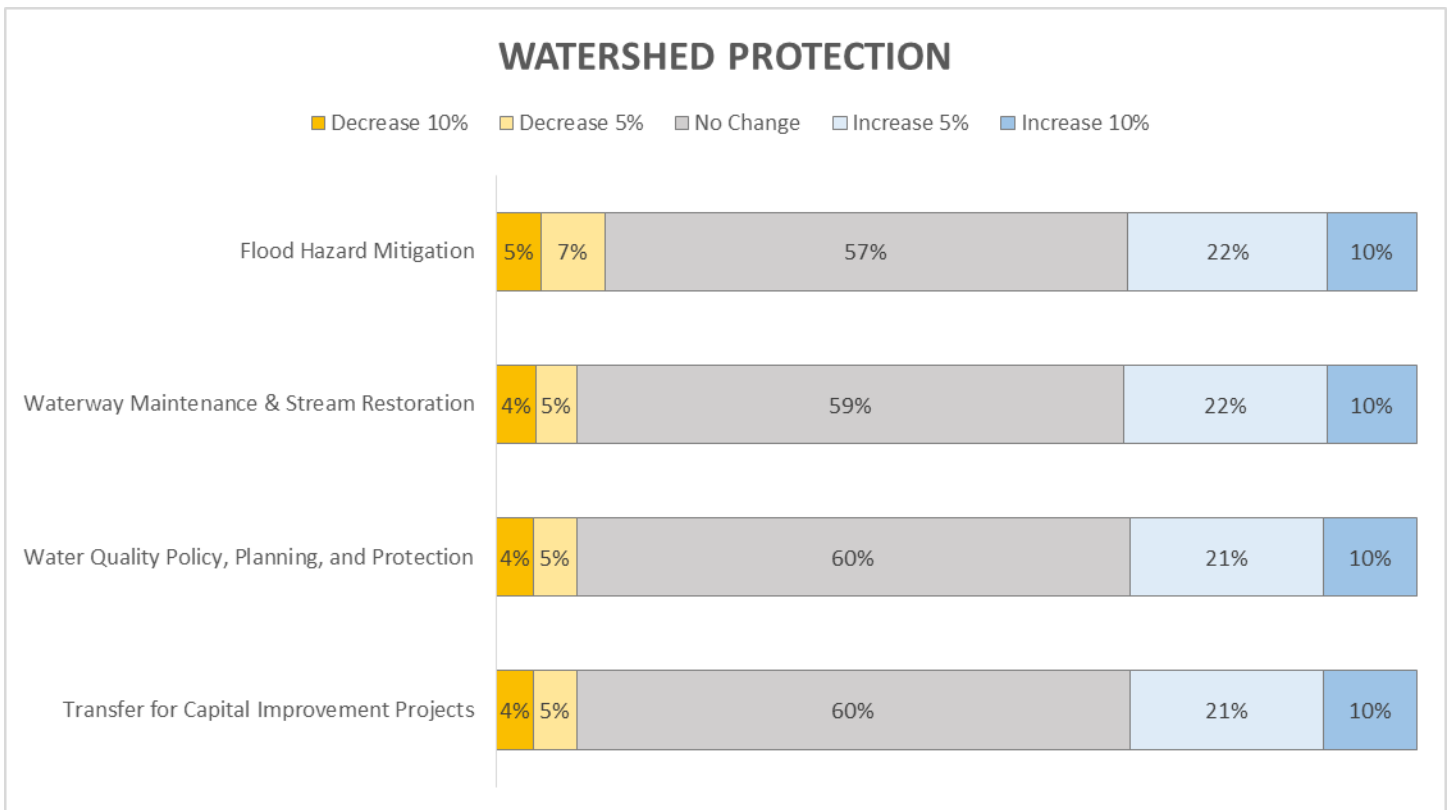


# Watershed Protection – Citywide Results

Budget Simulator participants were asked to provide feedback on seven program areas within the Watershed Protection service category:

- Flood Hazard Mitigation
- Waterway Maintenance & Stream Restoration
- Water Quality Policy, Planning, and Protection
- Transfer for Capital Improvement Projects

The Citywide results for this service category are available below:

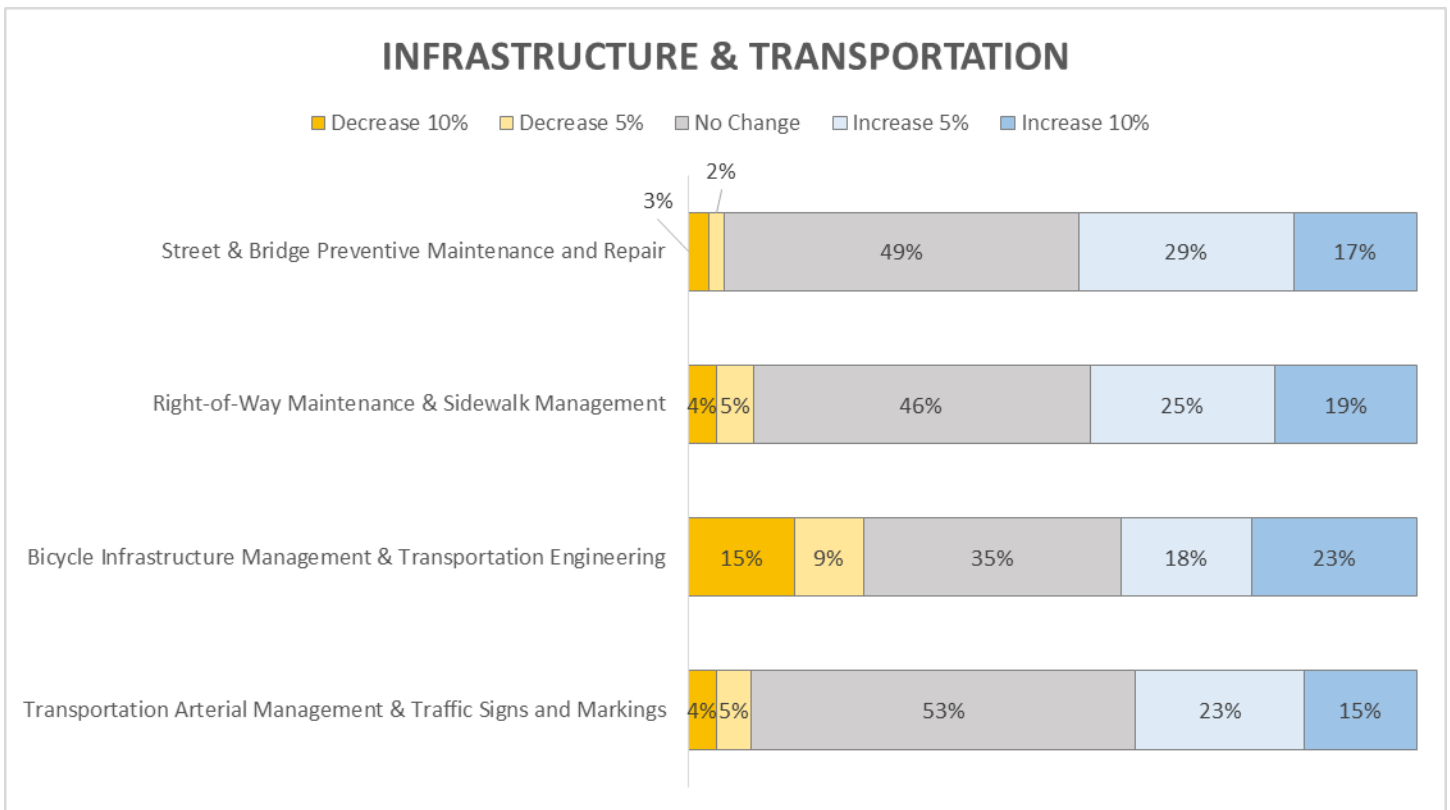


# Infrastructure and Transportation – Citywide Results

Budget Simulator participants were asked to provide feedback on seven program areas within the Infrastructure and Transportation service category:

- Transportation Arterial Management & Traffic Signs and Markings
- Bicycle Infrastructure Management & Transportation Engineering
- Street & Bridge Preventive Maintenance and Repair
- Right-of-Way Maintenance & Sidewalk Management

The Citywide results for this service category are available below:



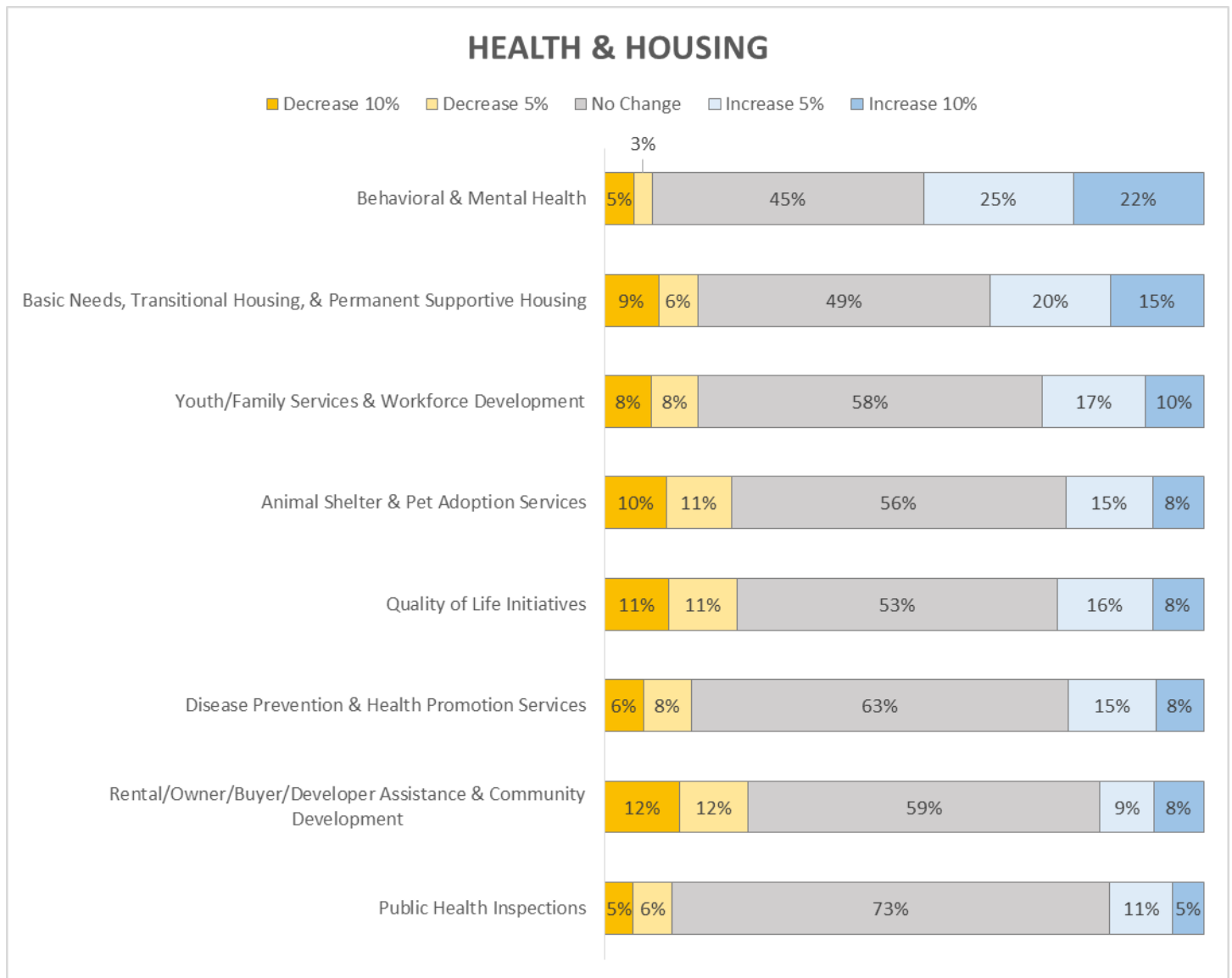


# Health and Housing – Citywide Results

Budget Simulator participants were asked to provide feedback on seven program areas within the Health and Housing service category:

- Animal Shelter & Pet Adoption Services
- Disease Prevention & Health Promotion Services
- Quality of Life Initiatives
- Youth/Family Services & Workforce Development
- Basic Needs, Transitional Housing, & Permanent Supportive Housing
- Behavioral & Mental Health
- Public Health Inspections
- Rental/Owner/Buyer/Developer Assistance & Community Development

The Citywide results for this service category are available below:

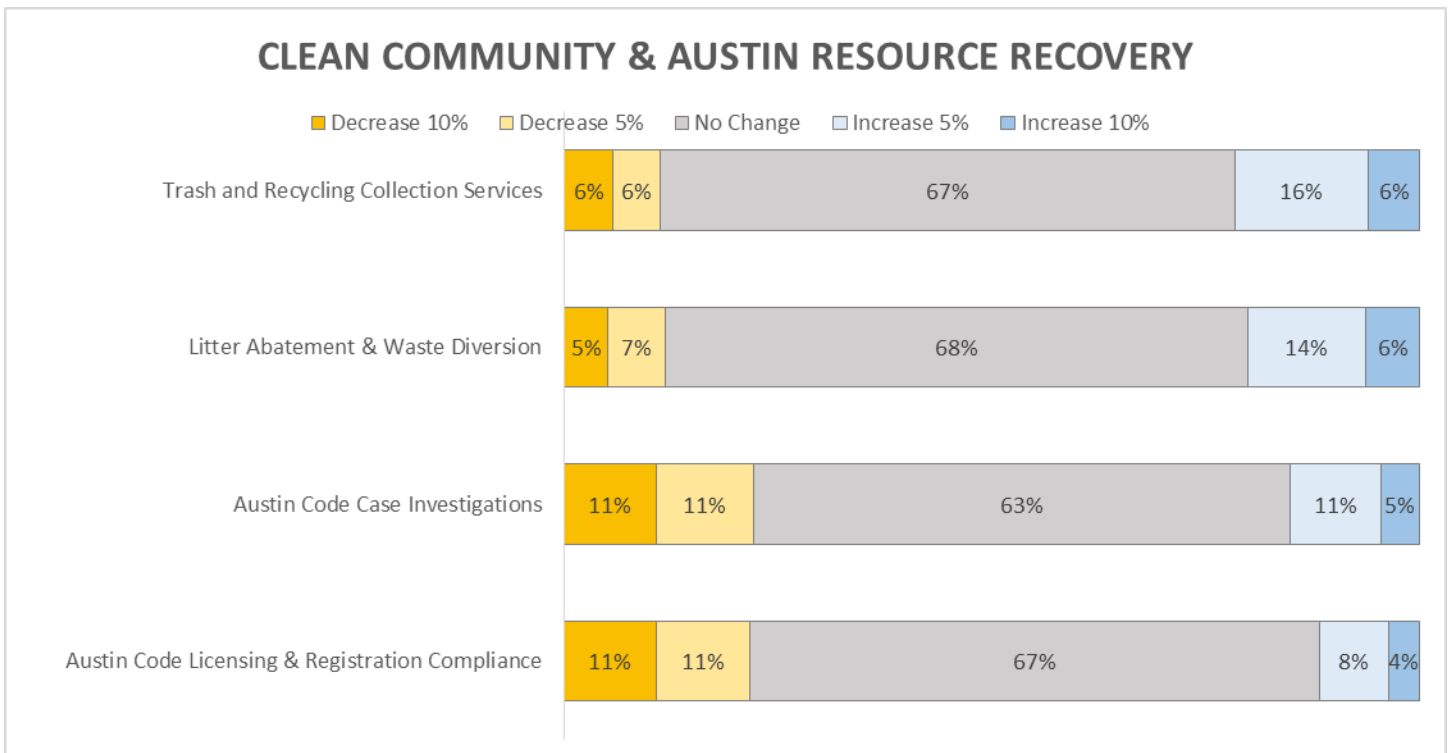


# Clean Community & Austin Resource Recovery – Citywide Results

Budget Simulator participants were asked to provide feedback on seven program areas within the Clean Community & Austin Resource Recovery service category:

- Austin Code Licensing & Registration Compliance
- Austin Code Case Investigations
- Litter Abatement & Waste Diversion
- Trash and Recycling Collection Services

The Citywide results for this service category are available below:

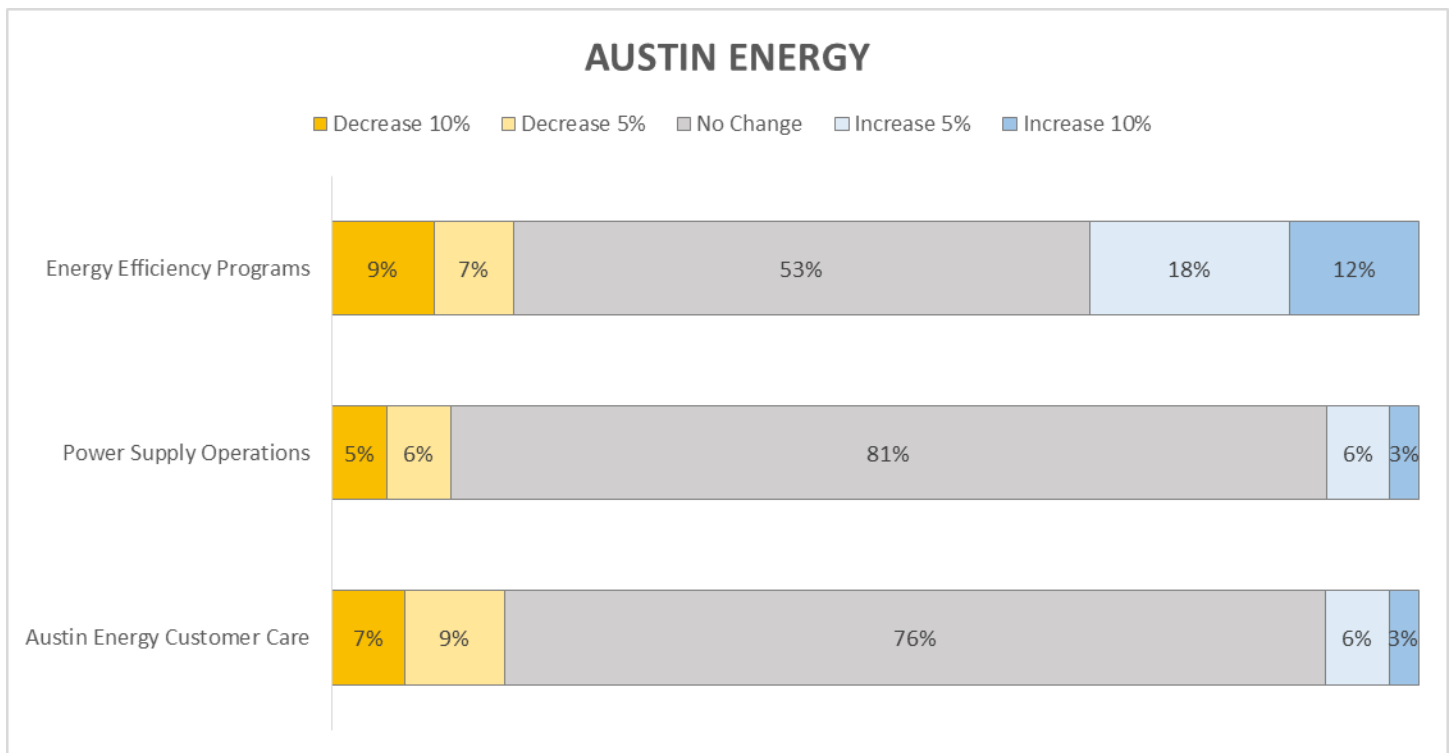


# Austin Energy – Citywide Results

Budget Simulator participants were asked to provide feedback on seven program areas within the Austin Energy service category:

- Austin Energy Customer Care
- Power Supply Operations
- Energy Efficiency Programs

The following Citywide results for this service category show that the most common choice in all three individual service areas was to maintain current funding.

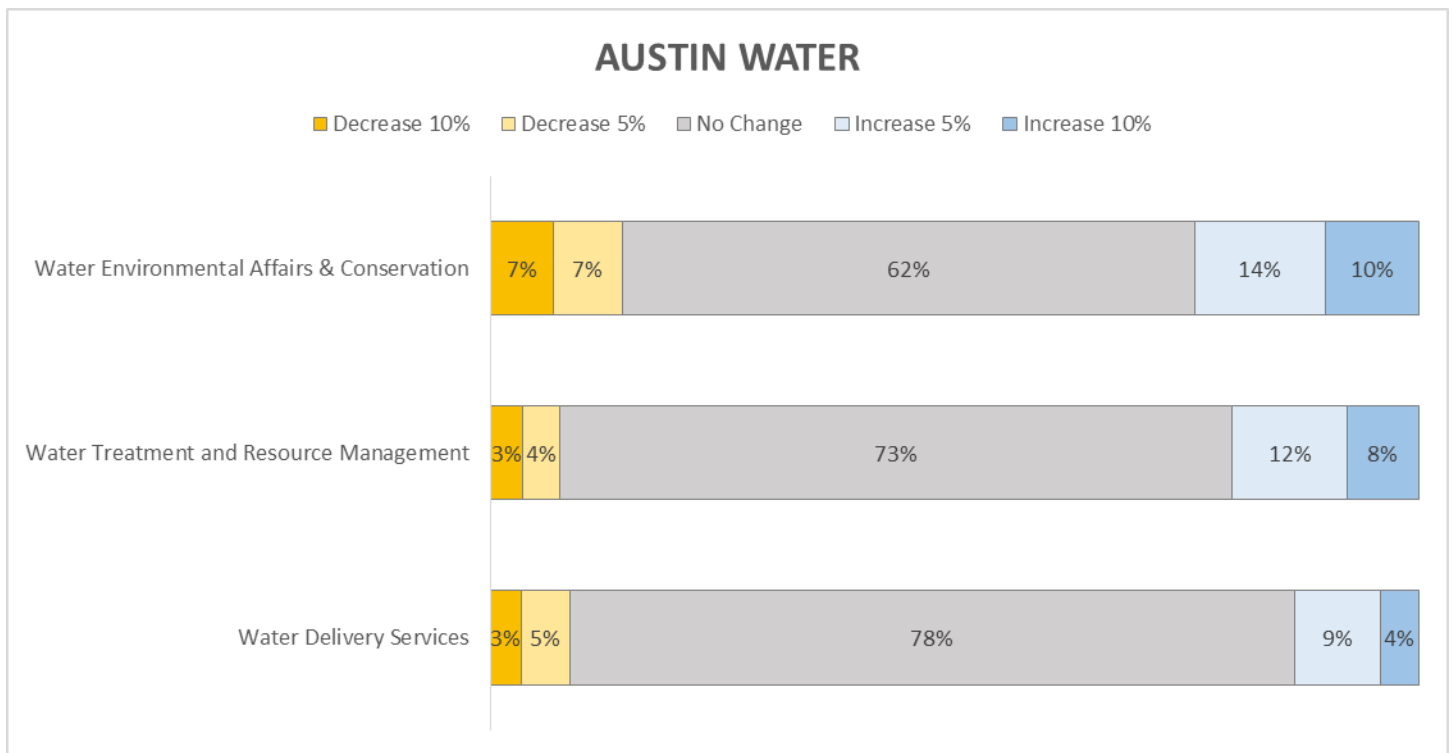


# Austin Water – Citywide Results

Budget Simulator participants were asked to provide feedback on seven program areas within the Austin Water service category:

- Water Delivery Services
- Water Treatment and Resource Management
- Water Environmental Affairs & Conservation

The following Citywide results for this service category show that the most common choice in all three individual service areas was to maintain current funding.



# Budget Simulator District Level Results

# District 1 Results

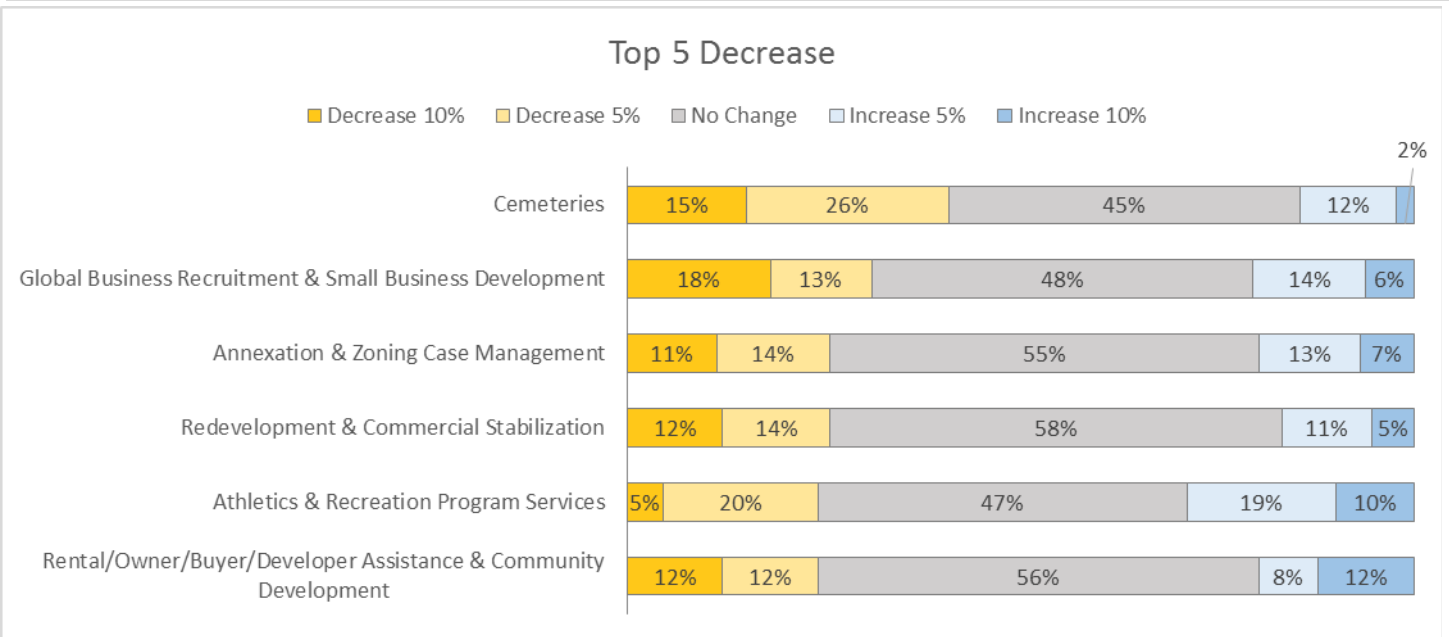
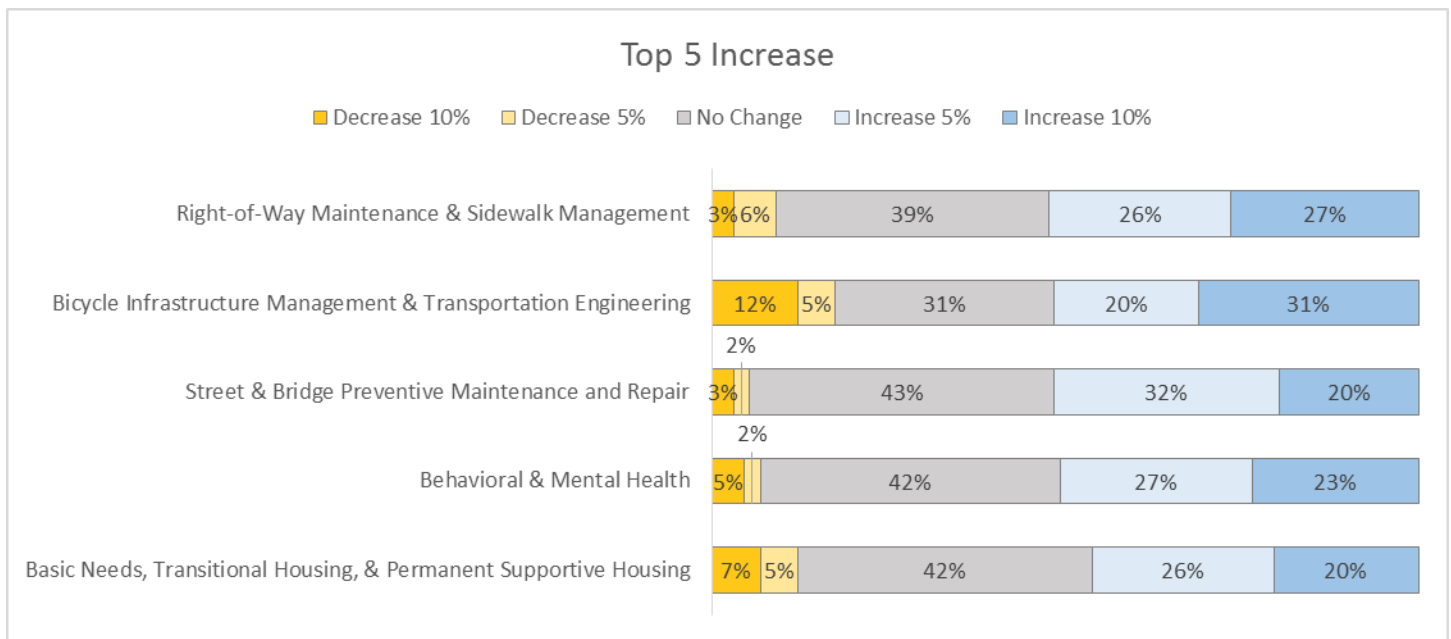
## Combined Tax and Utility Bill Results

The District 1 results for the combined City of Austin tax and utility bill are calculated based on responses from 132 self-identified District 1 residents who indicated service level decisions for all 49 service areas. These results show the following impacts to combined City of Austin property tax and utility bills:

- 73% of participants chose a service level combination that increases the average bill
- 1% of participants chose a service level combination that exactly maintains the average bill
- 26% of participants chose a service level combination that decreases the average bill

## Service Area Results

The following graphs show the top 5 service areas in which District 1 participants most commonly chose to increase and decrease service levels. District 1 results for all 49 service areas are available in Appendix A.



# District 2 Results

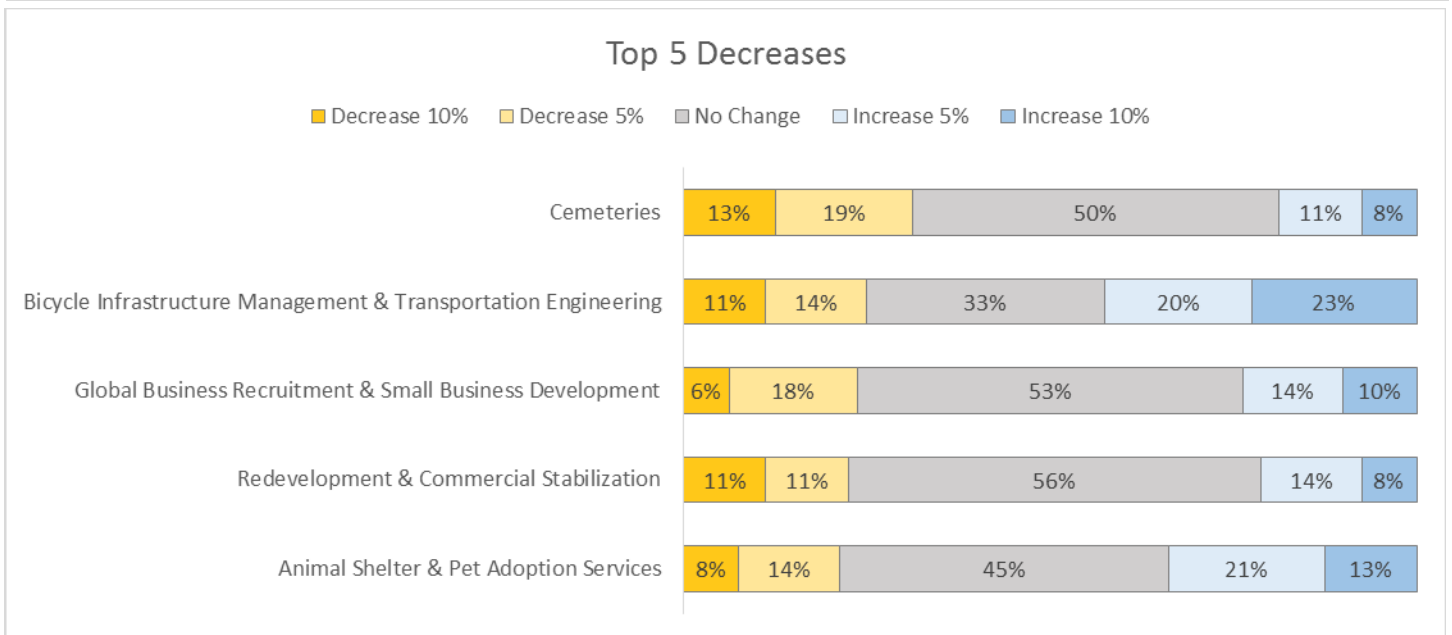
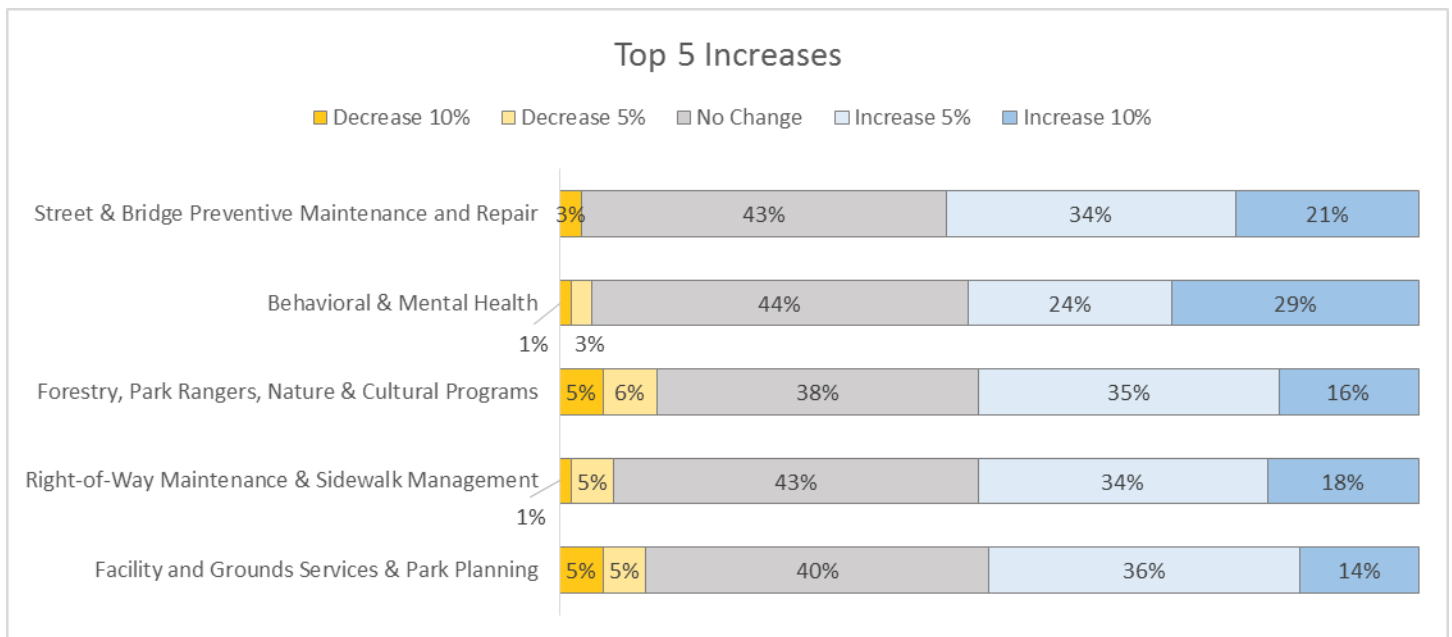
## Combined Tax and Utility Bill Results

The District 2 results for the combined City of Austin tax and utility bill are calculated based on responses from 80 self-identified District 2 residents who indicated service level decisions for all 49 service areas. These results show the following impacts to combined City of Austin property tax and utility bills:

- 73% of participants chose a service level combination that increases the average bill
- 1% of participants chose a service level combination that exactly maintains the average bill
- 26% of participants chose a service level combination that decreases the average bill

## Service Area Results

The following graphs show the top 5 service areas in which District 2 participants most commonly chose to increase and decrease service levels. District 2 results for all 49 service areas are available in Appendix A.



# District 3 Results

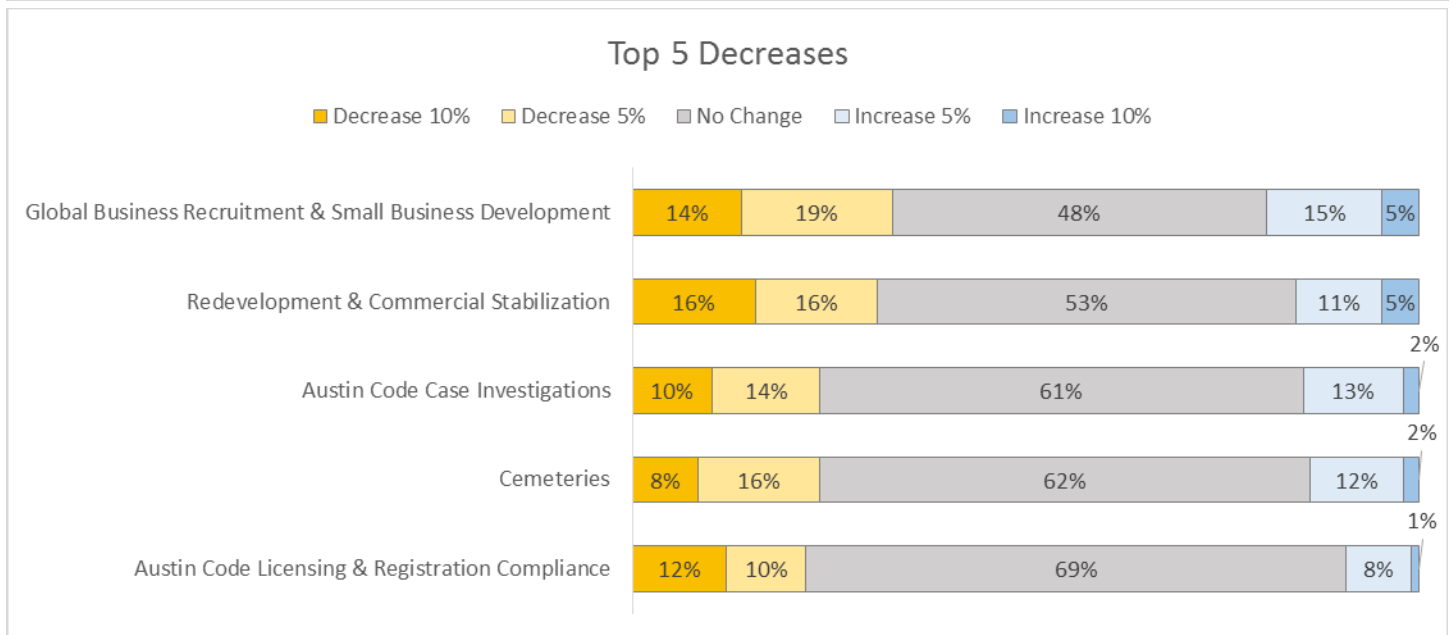
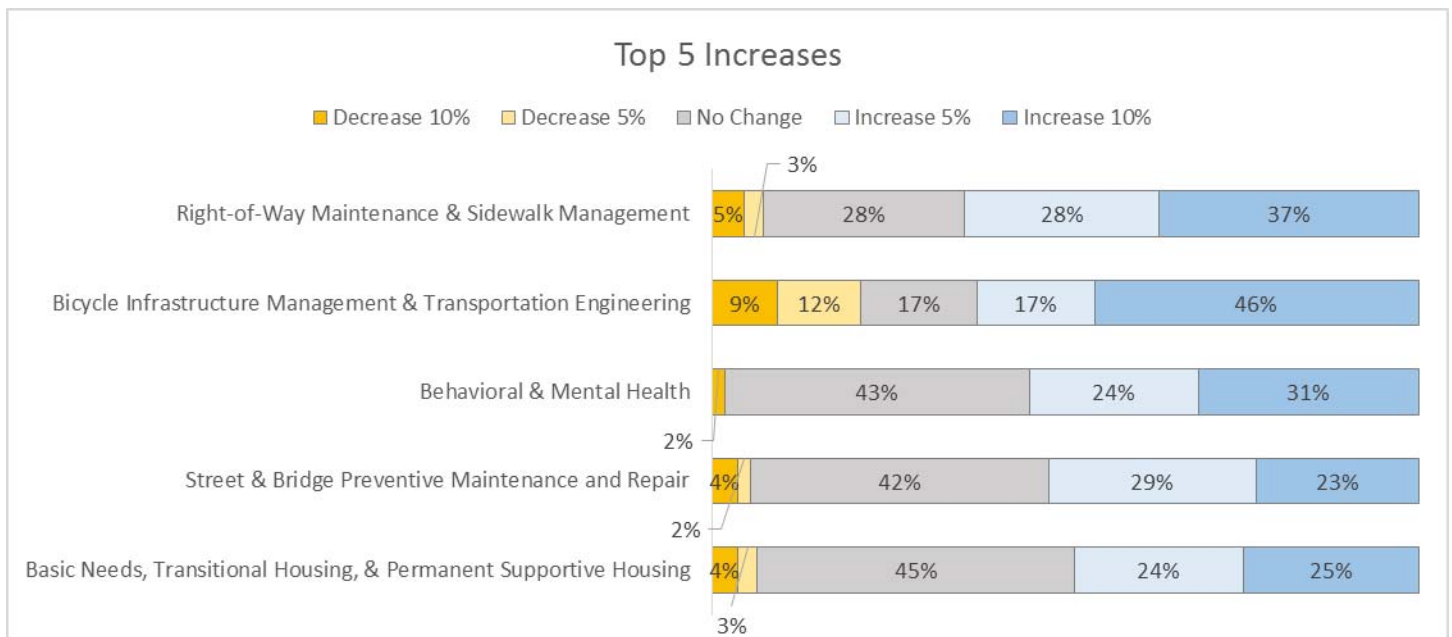
## Combined Tax and Utility Bill Results

The District 3 results for the combined City of Austin tax and utility bill are calculated based on responses from 109 self-identified District 3 residents who indicated service level decisions for all 49 service areas. These results show the following impacts to combined City of Austin property tax and utility bills:

- 83% of participants chose a service level combination that increases the average bill
- 0% of participants chose a service level combination that exactly maintains the average bill
- 17% of participants chose a service level combination that decreases the average bill

## Service Area Results

The following graphs show the top 5 service areas in which District 3 participants most commonly chose to increase and decrease service levels. District 3 results for all 49 service areas are available in Appendix A.



Note: Percentages may not add due to rounding.



# District 4 Results

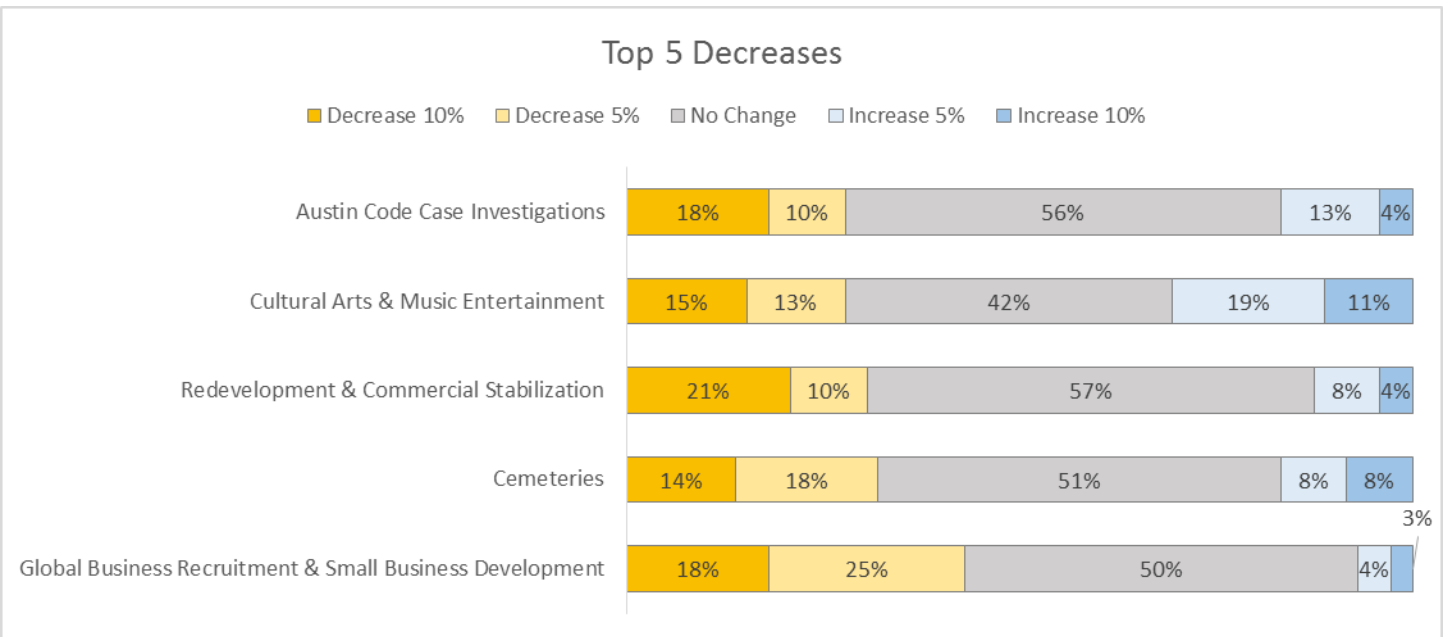
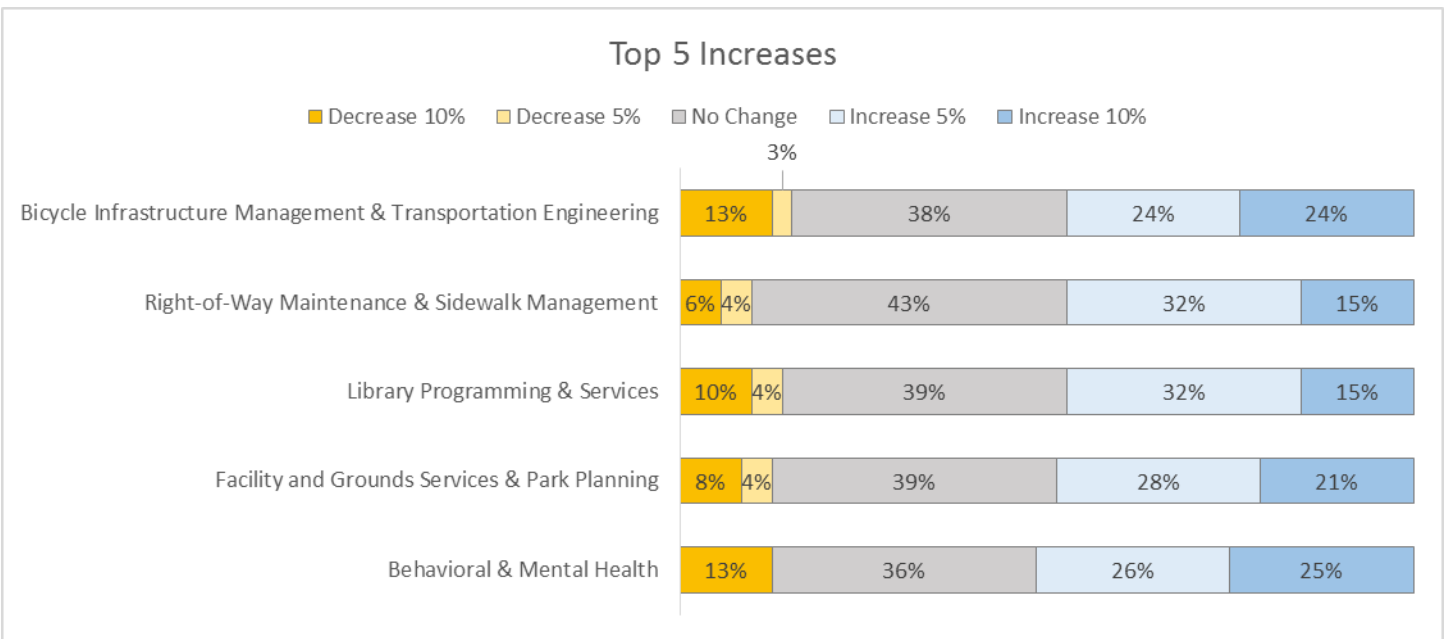
## Combined Tax and Utility Bill Results

The District 4 results for the combined City of Austin tax and utility bill are calculated based on responses from 72 self-identified District 4 residents who indicated service level decisions for all 49 service areas. These results show the following impacts to combined City of Austin property tax and utility bills:

- 67% of participants chose a service level combination that increases the average bill
- 3% of participants chose a service level combination that exactly maintains the average bill
- 31% of participants chose a service level combination that decreases the average bill

## Service Area Results

The following graphs show the top 5 service areas in which District 4 participants most commonly chose to increase and decrease service levels. District 4 results for all 49 service areas are available in Appendix A.



Note: Percentages may not add due to rounding.

# District 5 Results

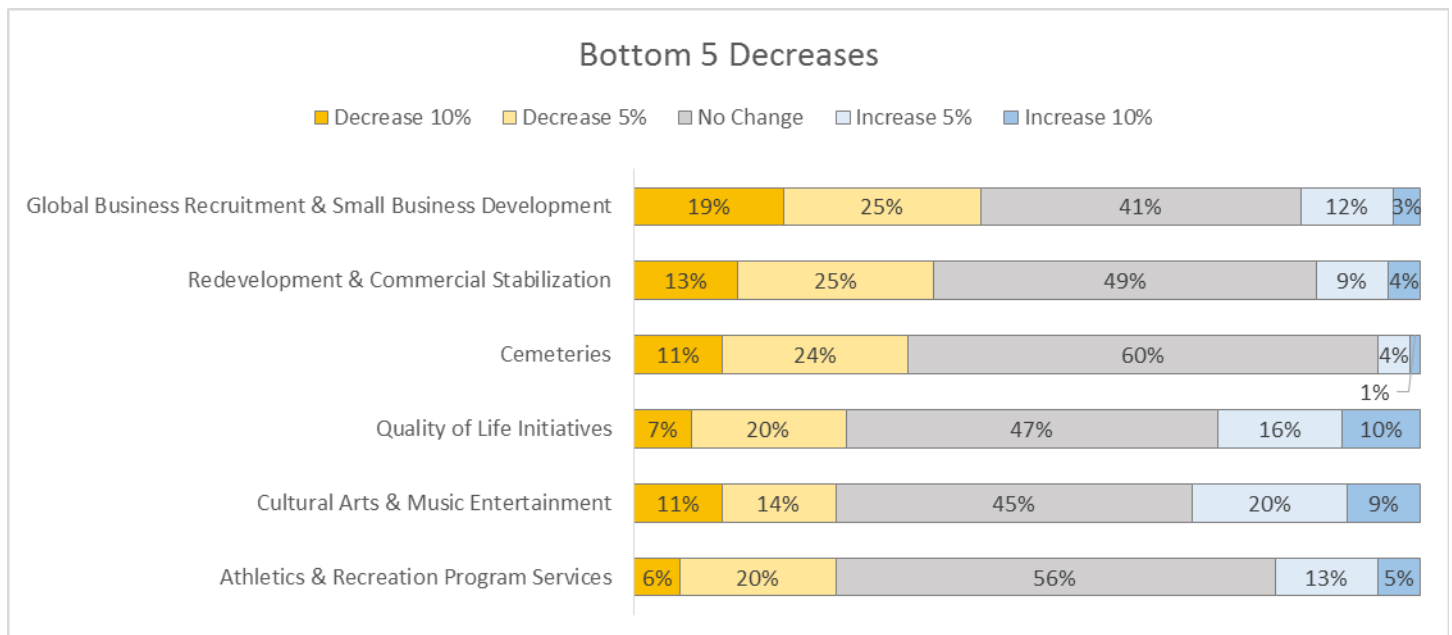
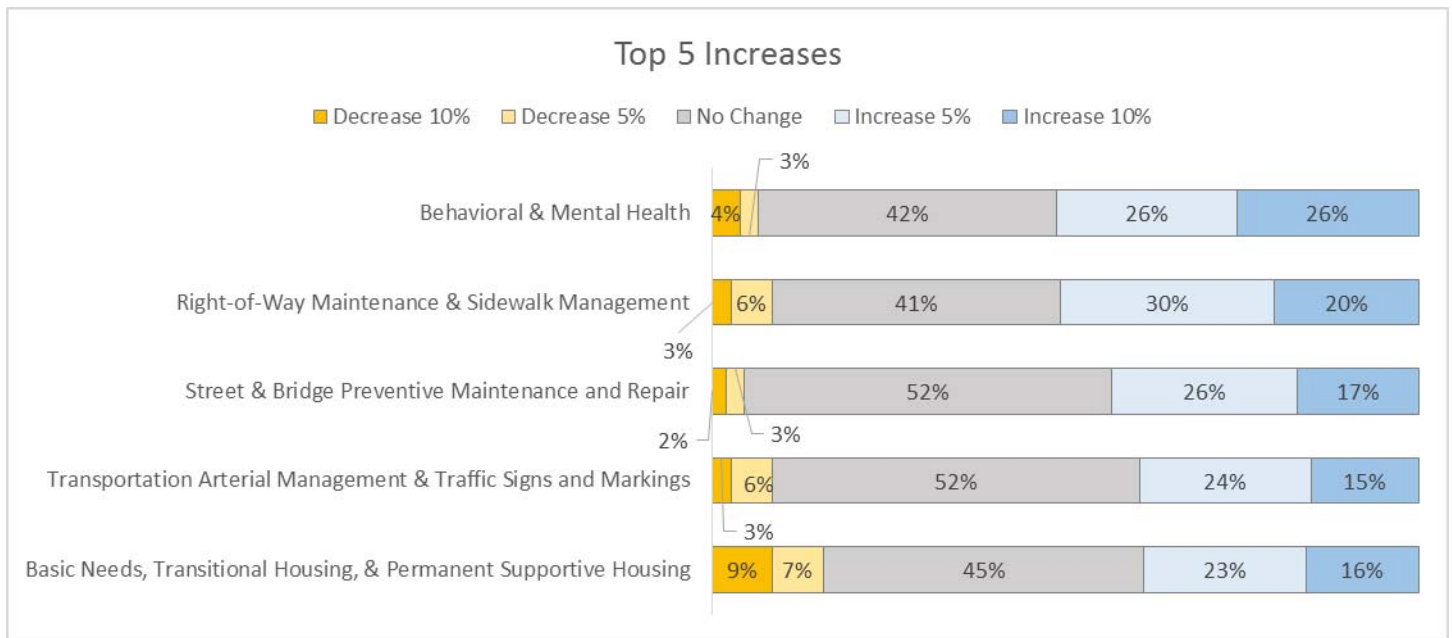
## Combined Tax and Utility Bill Results

The District 5 results for the combined City of Austin tax and utility bill are calculated based on responses from 152 self-identified District 5 residents who indicated service level decisions for all 49 service areas. These results show the following impacts to combined City of Austin property tax and utility bills:

- 66% of participants chose a service level combination that increases the average bill
- 2% of participants chose a service level combination that exactly maintains the average bill
- 32% of participants chose a service level combination that decreases the average bill

## Service Area Results

The following graphs show the top 5 service areas in which District 5 participants most commonly chose to increase and decrease service levels. District 5 results for all 49 service areas are available in Appendix A.



Note: Percentages may not add due to rounding.

# District 6 Results

## Combined Tax and Utility Bill Results

The District 6 results for the combined City of Austin tax and utility bill are calculated based on responses from 68 self-identified District 6 residents who indicated service level decisions for all 49 service areas. These results show the following impacts to combined City of Austin property tax and utility bills:

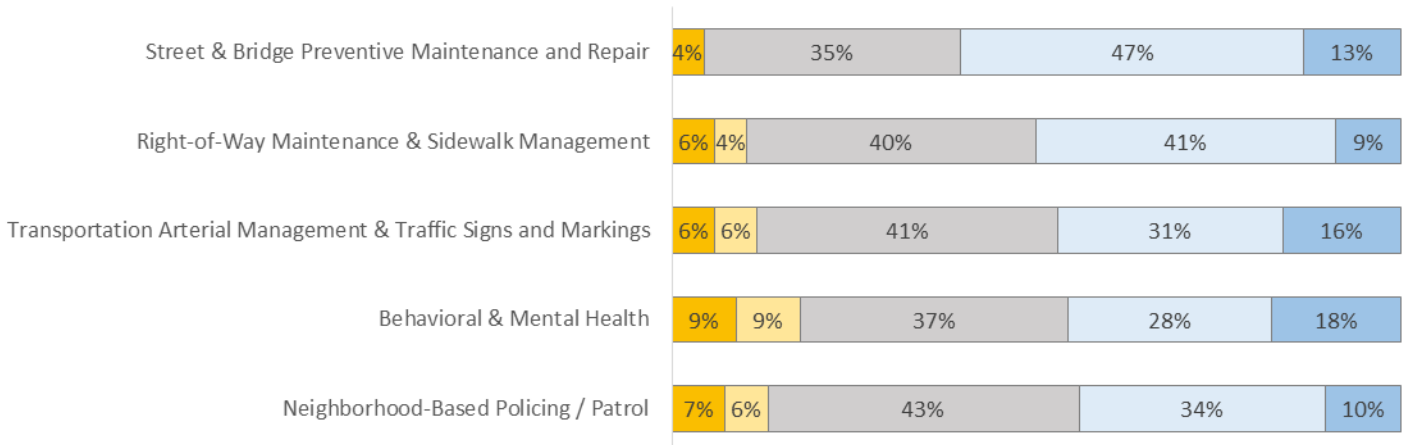
- 65% of participants chose a service level combination that increases the average bill
- 0% of participants chose a service level combination that exactly maintains the average bill
- 35% of participants chose a service level combination that decreases the average bill

## Service Area Results

The following graphs show the top 5 service areas in which District 6 participants most commonly chose to increase and decrease service levels. District 6 results for all 49 service areas are available in Appendix A.

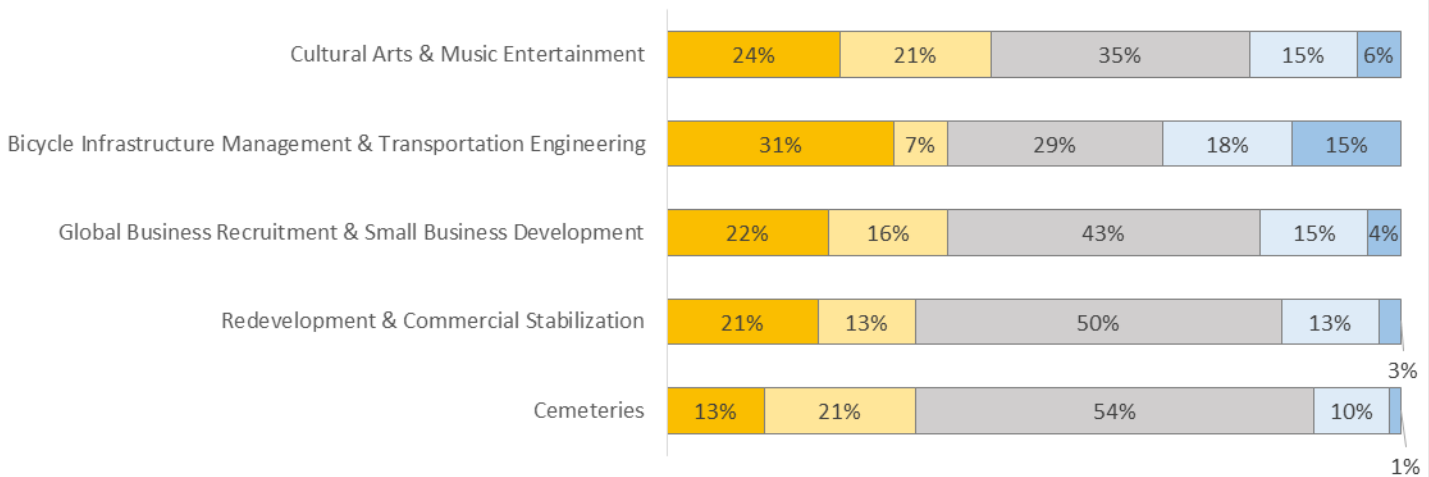
### Top 5 Increases

■ Decrease 10% ■ Decrease 5% ■ No Change ■ Increase 5% ■ Increase 10%



### Top 5 Decreases

■ Decrease 10% ■ Decrease 5% ■ No Change ■ Increase 5% ■ Increase 10%



Note: Percentages may not add due to rounding.

# District 7 Results

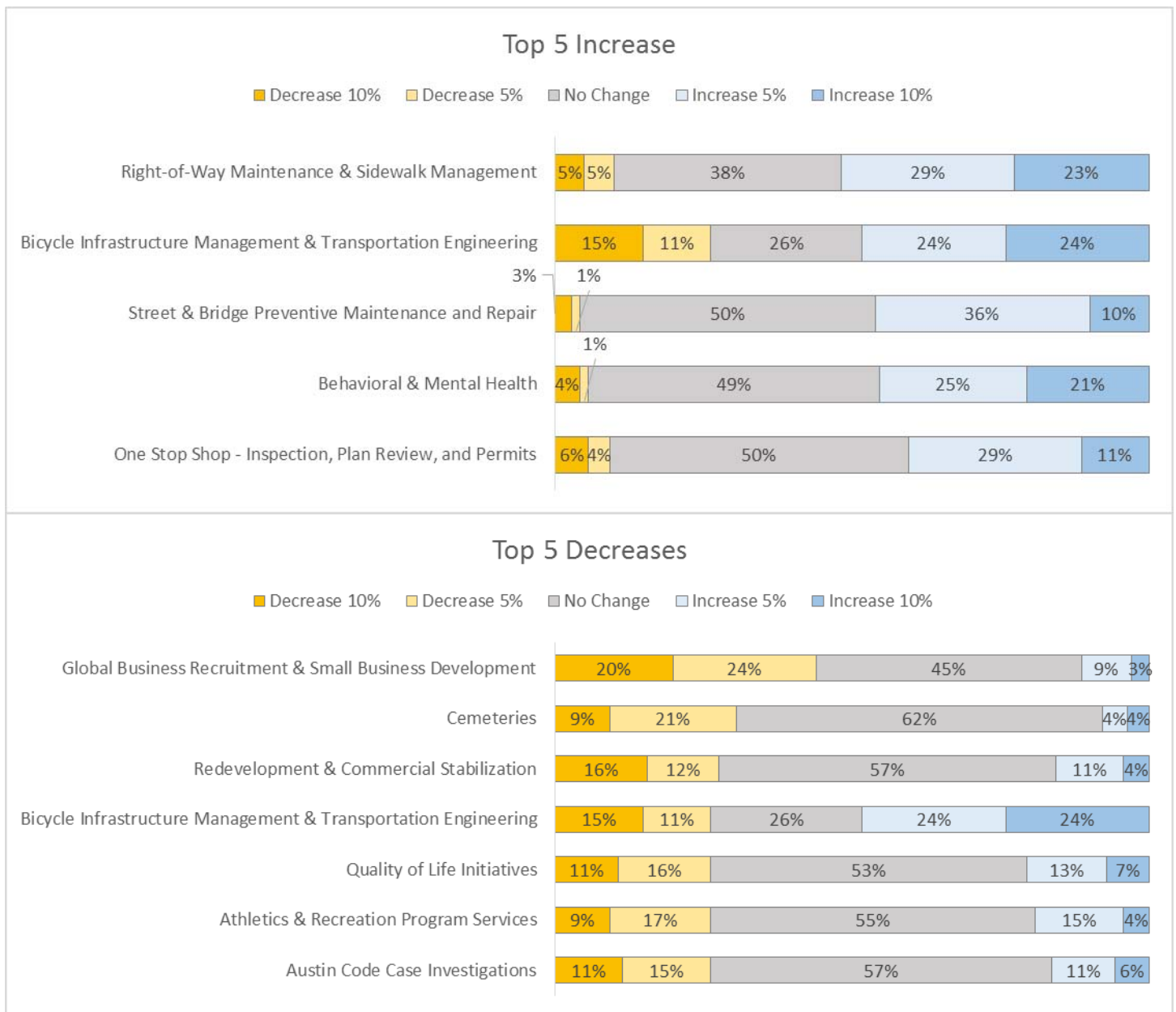
## Combined Tax and Utility Bill Results

The District 7 results for the combined City of Austin tax and utility bill are calculated based on responses from 141 self-identified District 7 residents who indicated service level decisions for all 49 service areas. These results show the following impacts to combined City of Austin property tax and utility bills:

- 72% of participants chose a service level combination that increases the average bill
- 2% of participants chose a service level combination that exactly maintains the average bill
- 26% of participants chose a service level combination that decreases the average bill

## Service Area Results

The following graphs show the top 5 service areas in which District 7 participants most commonly chose to increase and decrease service levels. District 7 results for all 49 service areas are available in Appendix A.



Note: Percentages may not add due to rounding.

# District 8 Results

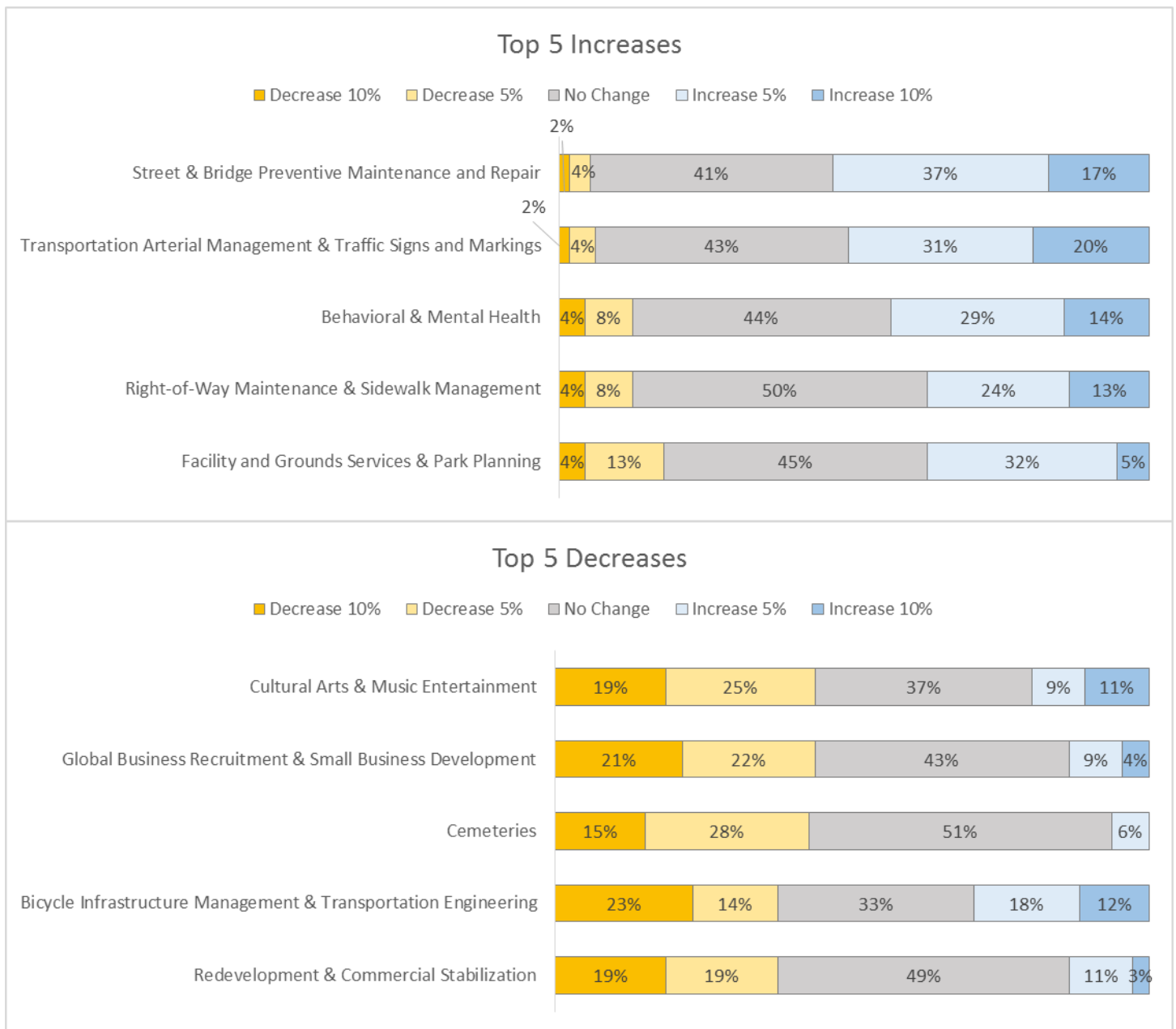
## Combined Tax and Utility Bill Results

The District 8 results for the combined City of Austin tax and utility bill are calculated based on responses from 112 self-identified District 8 residents who indicated service level decisions for all 49 service areas. These results show the following impacts to combined City of Austin property tax and utility bills:

- 58% of participants chose a service level combination that increases the average bill
- 1% of participants chose a service level combination that exactly maintains the average bill
- 41% of participants chose a service level combination that decreases the average bill

## Service Area Results

The following graphs show the top 5 service areas in which District 8 participants most commonly chose to increase and decrease service levels. District 8 results for all 49 service areas are available in Appendix A.



Note: Percentages may not add due to rounding.

# District 9 Results

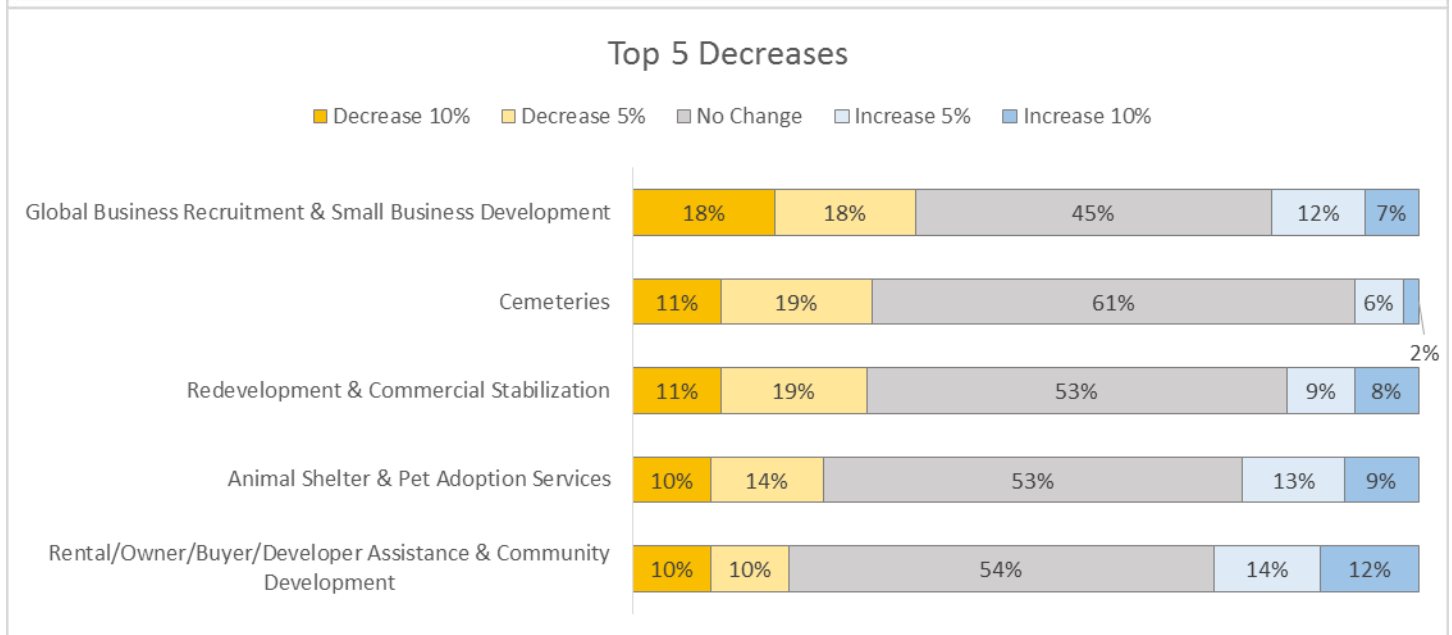
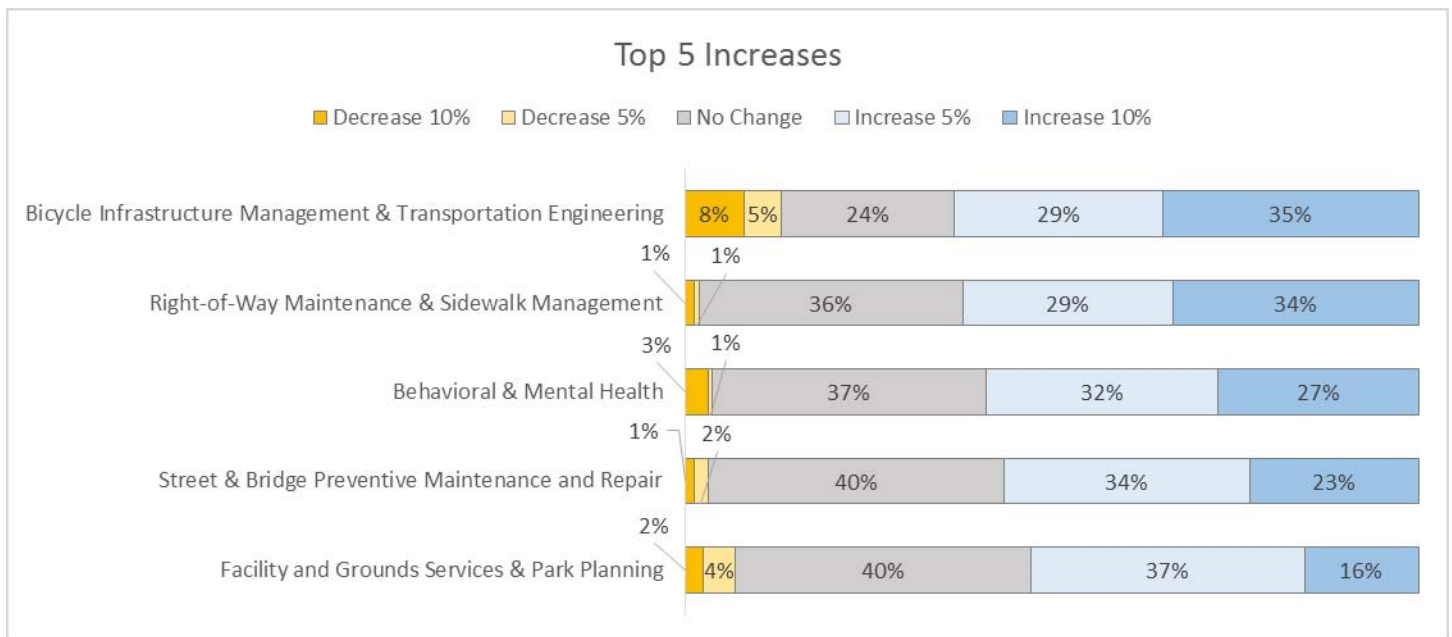
## Combined Tax and Utility Bill Results

The District 9 results for the combined City of Austin tax and utility bill are calculated based on responses from 161 self-identified District 9 residents who indicated service level decisions for all 49 service areas. These results show the following impacts to combined City of Austin property tax and utility bills:

- 75% of participants chose a service level combination that increases the average bill
- 1% of participants chose a service level combination that exactly maintains the average bill
- 24% of participants chose a service level combination that decreases the average bill

## Service Area Results

The following graphs show the top 5 service areas in which District 9 participants most commonly chose to increase and decrease service levels. District 9 results for all 49 service areas are available in Appendix A.



# District 10 Results

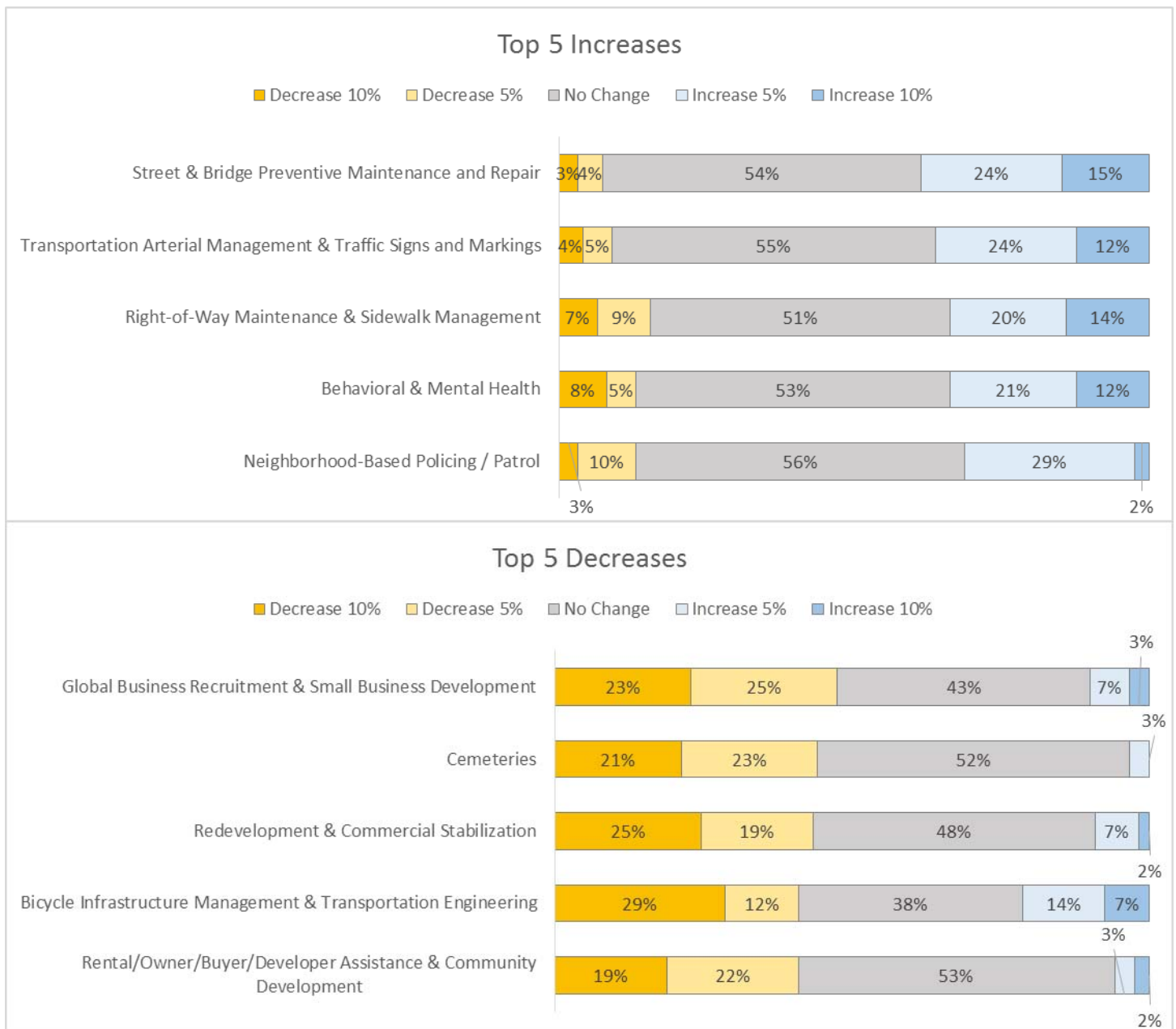
## Combined Tax and Utility Bill Results

The District 10 results for the combined City of Austin tax and utility bill are calculated based on responses from 161 self-identified District 10 residents who indicated service level decisions for all 49 service areas. These results show the following impacts to combined City of Austin property tax and utility bills:

- 55% of participants chose a service level combination that increases the average bill
- 1% of participants chose a service level combination that exactly maintains the average bill
- 45% of participants chose a service level combination that decreases the average bill

## Service Area Results

The following graphs show the top 5 service areas in which District 10 participants most commonly chose to increase and decrease service levels. District 10 results for all 49 service areas are available in Appendix A.



Note: Percentages may not add due to rounding.

# Telephone Town Hall



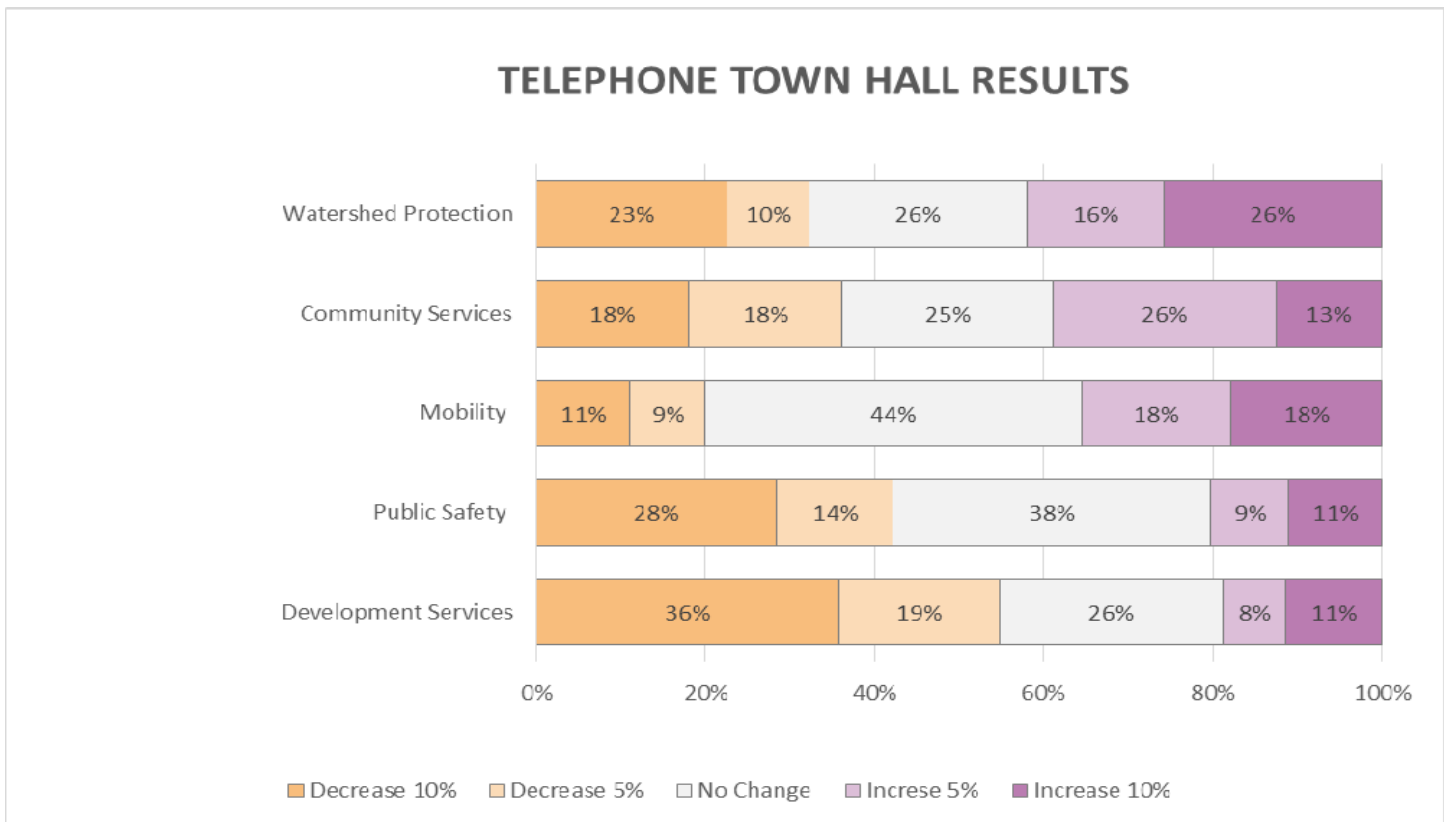
# Telephone Town Hall

## Design

Over 20,000 Austin households, including those with only cell phones, were randomly selected and called to participate in a telephone town hall to discuss budget priorities. The program was also televised on ATXN so that residents could join in the conversation by calling, texting, or tweeting questions and comments throughout the broadcast. The program was divided into six service areas: Community Services, Development Services, Mobility, Public Safety, and Watershed Protection. The facilitated conversation started with a general description of a service category followed by questions from participants on the phone and a request for participants to make a funding decision for that particular service area. Participants were asked to use the keypad of their phone to select among three funding options: increase funding by 5% above its current level, maintain funding at its current level, or decrease funding by 5% from its current level.

## Results

Participant engagement varied in length of time, with 114 residents participating for over an hour. In the citywide results, the Development Services category received a majority of votes in support of decreasing funding. No other service category received majority support for one of the three funding options: Public Safety received a plurality of votes in support of decreasing funding; Mobility received a plurality of votes in support of maintaining the current funding level; and both Community Services and Watershed Protection received a plurality of votes in support of increasing funding.



# Boards and Commissions

# Airport Advisory Commission

JULY 14, 2016  
5:00PM

Aviation Department

ABIA, ROOM NO. 174-A

## PRESENTATION BACK-UP MATERIALS

- Department Presentation

## SUMMARY OF BOARD COMMUNICATION

- **Yolanda Tovar, Financial Manager**, presented an overview of the Aviation Department's FY 2016-17 Financial Forecast, which included an increase of 8.5%, or \$11.0 million in revenue and 8.0%, or \$10.9 million in requirements. Highlights included 41 new positions to address passenger growth, construction projects, and new facilities.
- **Commissioner Mike Rodriguez** inquired about the reason for the spike of airline revenue in FY 2018-19 and the decrease in FY 2019-20. **Yolanda Tovar** explained that in FY 2018-19 the revenue increase was related to higher operating requirements and debt service costs and the additional rental fees for the new facilities. The decrease in FY 2019-20 airline revenue was associated with the shared use projections resulting in a decrease of \$1.0 million. These assumptions were prepared in March 2016 and they were updated when more data became available.

## CITIZEN COMMUNICATION

- None

## FORMAL ACTION

- On June 14<sup>th</sup>, 2016, the Commission unanimously passed a recommendation to City Council regarding the five-year forecast.

# Animal Advisory Commission

JULY 11, 2016  
6:00PM

ANIMAL SERVICES

AUSTIN CITY HALL

## PRESENTATION BACK-UP MATERIALS

- Department Presentation

## SUMMARY OF BOARD COMMUNICATION

- **John Miller, Financial Manager, Animal Services and Health and Human Services**, presented an overview of the Animal Services FY 2016-17 Budget Process and Financial Forecast and explained how funds were sourced and expensed. Highlights included an increase in personnel costs related to insurance and wage adjustments, as well as, funding increases in Heartworm medication and animal food and supplies. **John Miller** also discussed the department's Initial Funding Requests (IFRs), focusing mainly on unmet personnel requests replacement of radios.
- **Chair Lundstedt** inquired about how national standards derive the number of Animal Protection Officers. **John Miller** explained that it was based on populations and **Tawny Hammond, Chief Animal Services Officer** added that it was also based on geographical area.
- **Commissioner Tucker** asked about how the radios were not being supported. **Lee Shenefiel, Deputy Animal Service Officer** explained that the radios age out of their life cycle.
- **Commissioner Means** inquired about the Animal Protection Officers. **Tawny Hammond** explained that the department would continue to ask for more officers until they met national standards.
- **Commissioner Means** asked whether or not the IFRs outlined in the presentation were all of the IFRs or only some. **Tawny Hammond** explained that these were all and she submitted this list to be taken seriously.
- **Commissioner Mier** inquired on who was going to be receiving the wage adjustments and market study. **John Miller** explained that the market study was based on an analysis of each position and that he did not have the exact numbers at that time. **Lee Shenefiel** added that members of the Vet services team were being included in the market study.
- **Commissioner Mitchell** inquired about how long the radios might last if they were replaced. **John Miller** was unsure and **Tawny Hammond** added that these systems were complex and compared them to dispatch and police radios. The Commissioner wanted follow-up information at the next meeting.
- **Chair Lundstedt** asked for an estimate about how many Animal Protection Officers were likely to be added compared to the IFR request of ten. **Tawny Hammond** explained that she was unsure and that from her prior experience they might get about three. The Commissioner added that the reason certain districts would not have the officers they needed was because City Council decided to cut the budget by \$3.8 million.

## CITIZEN COMMUNICATION

- None

## FORMAL ACTION

- None

# Austin-Travis County Emergency Medical Services Advisory Board

JUNE 7, 2016  
9:30AM

EMERGENCY MEDICAL  
SERVICES

RBJ HEALTH CENTER,  
ATCEMS SITUATION ROOM

## PRESENTATION BACK-UP MATERIALS

- FY 2016-17 Financial Forecast & Cost Drivers
- FY 2016-17 Identified Needs

## SUMMARY OF BOARD COMMUNICATION

- **Kerri Lang, Assistant Director**, presented an overview of the Budget process, as well as, offered discussion over the two documents that contained EMS's Financial Forecast and cost drivers for FY 2016-17 and EMS' FY 2016-17 identified needs.
  - **Chair Clayton** asked for additional information regarding the Fleet Mapping Strategy identified need. **Board Member Barr** asked if this covers personnel and demand units. **Chief Brown** confirmed and explained maintenance schedules that help overall with fleet. **Board Member Barr** asked if there are savings captured. **Ms. Lang** responded saying that the Fleet Department will be doing the cost savings research. Fleet is looking at removing the box from the chassis and then putting it on a new chassis when the time comes. The department is looking at other options for box design to make sure it is also functional for the safety needs of the medics.
  - **Board Members** asked that the department to consider a different option by using the title "Fleet Conservation" instead of the current title of Fleet Mapping Strategy. Management agreed with the change and will contact the Budget Office to update the title.
  - **Board members** asked if the ATCEMS Association had an opportunity to provide input in the FY 2016-17 financial forecast development process. **ATCEMSEA President, Anthony Marquardt** said the unmet needs are the focus of frontline staff. They support additional units and community health. They do not support getting another designated medical officer. It was clarified that this position is under and functions in the EMS department and does not operate under the Office of the Medical Director. **Chief Brown** provided additional information as to why the position is needed. **Chief Rodriguez** discussed quality and the recent CAAS accreditation review that indicated this position is needed.
- **Board members** discussed best ways to communicate support for EMS. Highlights include reaching out to the Council Public Safety Committee, Council Members directly, and the Public Safety Commission. Determined all avenues would need to be explored through a work group.

## CITIZEN COMMUNICATION

- None.

## FORMAL ACTION

- Established a work group to further investigate items one through five on the EMS identified needs budget list.

# Building and Standards Commission

JUNE 22, 2016  
6:30PM

AUSTIN CODE  
DEPARTMENT

AUSTIN CITY HALL

## PRESENTATION BACK-UP MATERIALS

- Department Presentation

## SUMMARY OF BOARD COMMUNICATION

- **Franklin Fejarang, Financial Manager, Austin Code Department**, presented the FY 2016-17 Financial Forecast and services overview. Highlights included the growing workload for case investigations and enforcement programs.
- **Board member** inquired about the number of positions at Austin Code. Staff indicated that there are 117 positions, as noted in the presentation.

## CITIZEN COMMUNICATION

- None

## FORMAL ACTION

- None

# Community Development Commission

JUNE 14, 2016  
6:00PM

NEIGHBORHOOD HOUSING  
& COMMUNITY  
DEVELOPMENT

STREET-JONES BUILDING,  
ROOM 400A

## PRESENTATION BACK-UP MATERIALS

- Department Presentation

## SUMMARY OF BOARD COMMUNICATION

- **Alex Zamora, Chief Administrative Officer, Nate Blum, Finance Supervisor, and Deepa Vasan, Financial Consultant** presented an overview of the Neighborhood Housing and Community Development department's (NHCD) source of funds, uses of funds, and affordable housing production anticipated for FY 2016-17.
- **Chairman** asked for more information on the Housing Developer Assistance program mentioned in the Department's presentation. The Department responded that it includes rental housing development, acquisition and development of land, and permanent supportive housing.
- **Commissioner** asked why there is increased funding for rental housing along with an expected decrease in the number of units for FY 2016-17. Staff responded that the development cycle for housing causes fluctuations in production.
- **Commissioner** asked about the variation in the number of affordable units and for more specifics on the types of units.
- **Commissioner** noted that the presentation did not provide enough information for him to make an informed recommendation. He also noted that he would be looking very closely at what the problems were identified in the City Auditor's Office report on NHCD.
- **Commissioner** asked staff to identify programs that have demand that exceeds resources.

## CITIZEN COMMUNICATION

- **Stuart Hersh** recommended that the Commission not take action until the City Manager releases the Proposed Budget next month.

## FORMAL ACTION

- None

# Construction Advisory Committee

JUNE 21, 2016  
10:00AM

PUBLIC WORKS  
DEPARTMENT

PUBLIC WORKS CONFERENCE  
ROOM, 8<sup>TH</sup> FLOOR

## PRESENTATION BACK-UP MATERIALS

- Department Presentation

## SUMMARY OF BOARD COMMUNICATION

- **Karen Maggio, Division Manager of Finance**, presented an overview of the Public Works Department FY 2016-17 Financial Forecast.
- **Committee member** asked about the sources of revenue for the Public Works Department and how much revenue comes from the Transportation User Fee.
- **Committee member** asked about the restoration of 21 positions and when they were cut prior. **Karen Maggio** responded that the department shed those positions the last 2 years when workload was lower.
- **Committee member** asked is the school crossing guards should be the school districts responsibility. **Karen Maggio** responded that by State law, it is the City's responsibility.
- **Committee member** asked about the additional budget for Americans with Disability Act (ADA) compliance work. **Karen Maggio** explained that the Department is required to address ADA compliance on sidewalks whenever roadwork is initiated in an area and the workload is increasing.

## CITIZEN COMMUNICATION

- None

## FORMAL ACTION

- None



# Downtown Austin Community Court Advisory Committee

MAY 20, 2016  
7:30AM

DOWNTOWN AUSTIN  
COMMUNITY COURT

CITY HALL, BOARDS AND  
COMMISSIONS ROOM

## PRESENTATION BACK-UP MATERIALS

- Department Presentation
- Board/Commission Recommendation for Budget Funding for the Downtown Austin Community Court
- Resolution Supporting Creation of a Sobriety Center

## SUMMARY OF BOARD COMMUNICATION

- **Susan Requejo, Administrative Manager**, and **Jennifer Sowinski, Case Manager Supervisor**, presented an overview of DACC's request for additional rehabilitation services funding in the FY 2016-17 budget.
- **Chair Clark** asked about which specific rehabilitation services the additional money would fund.
- **Jennifer Sowinski** informed the Committee members that DACC anticipated using the funds to provide a range of services, including substance abuse, Road to Recovery, peer-to-peer counseling, transitional housing, and life-skills training. Exact uses to be determined at a later time.
- **Committee** discussed formalizing support for the requested funding through a recommendation.
- **Committee Member Renteria** presented a resolution to the Committee supporting creation of a Sobriety Center.
- **Committee** discussed the Sobriety Center and passed Resolution Supporting Creation of a Sobriety Center.

## CITIZEN COMMUNICATION

- Citizen spoke about safety concerns in West Campus and the need for increased police presence and services to stabilize homeless individuals congregating in that area.

## FORMAL ACTION

- Committee passed formal Recommendation for Budget Funding for the Downtown Austin Community Court
- Committee passed Resolution Supporting Creation of a Sobriety Center

# Electric Utility Commission

MAY 16, 2016  
6:00PM

AUSTIN ENERGY

TOWN LAKE CENTER,  
SHUDE FATH CONFERENCE  
ROOM

## PRESENTATION BACK-UP MATERIALS

- FY 2017-2021 Financial Forecast Presentation

## SUMMARY OF BOARD COMMUNICATION

- **Mark Dombroski, Chief Financial Officer and Interim General Manager**, presented the FY 2017-2021 Financial Forecast briefing accompanied by **David Kutach, Director of AE Budget**. Forecast highlights included AE's sound financial position with fully funded emergency and contingency reserves by FY 2017. The forecast also indicates compliance with the 2% affordability goal and progress toward the competitiveness goal of being in the lower 50% of all Texas utilities on system-wide rates. The forecast includes a \$1.2 billion capital improvements spending plan and a baseline operating budget decrease of \$50 million, mainly stemming from lower power supply costs. System-wide base rate increases will average 1 percent annually.
- **Commissioner Biedrzycki** inquired about getting information for FY 2012 on the presentation slide that included the typical residential customer bill history (inside city customers). **Commissioner Biedrzycki** also asked for information in the same chart to be presented with data for the typical residential user on a weather adjusted basis. **Mark Dombroski** responded that AE would provide that data to the commission.
- **Commissioner Ferchill** asked how average system rates were calculated. **Mark Dombroski** responded that the calculation simply takes total retail revenue divided by total load.
- Other comments included **Commissioner Osborne** requesting more detail on the Forecast. **Mark Dombroski** responded that more information would be coming as the Proposed Budget is prepared and released by the City Manager to the Public on July 27.

## CITIZEN COMMUNICATION

- None

## FORMAL ACTION

- None

# Environmental Commission

JUNE 15, 2016  
6:00PM

WATERSHED  
PROTECTION

AUSTIN CITY HALL

## PRESENTATION BACK-UP MATERIALS

- Department Presentation

## SUMMARY OF BOARD COMMUNICATION

- **Joe Pantalion, Watershed Protection Director, Jean Drew, Acting Assistant Director, and Peggy MacCallum, Chief Financial Manager,** presented a FY 2016-17 Financial Forecast update for the Watershed Protection Department, which included a high-level fund summary, breakdown of expenditures, and new Capital Improvement Program (CIP) appropriations for FY 2016-17. The FY 2016-17 Financial Forecast includes a projected \$2.8 million revenue increase, \$26.0 million transfer to the department's CIP, and additional staffing request.
- **Chair Perales** requested that the staff explain further the department's transfer to One Stop Shop and Development Services Department. **Pantalion** responded by explaining that the transfers were to account for the support the departments provided to Watershed Protection and offered to provide detail on the allocation costs.
- **Commissioner Gooch** asked if the additional staffing request was a part of a long-term staffing plan. **Pantalion** responded that the department's five-year forecast did include additional staffing requests each year but the FY 2016-17 request is the highest priority positions.
- One commissioner suggested that a boat be added to the department's FY 2016-17 capital budget to work on Lake Austin and a request that the budget detail be added to the CIP projects on the map shown in the forecasted budget presentation was made.
- **Commissioner Guerrero** added that creating a working group was discussed in the Bond Oversight Commission meeting that Watershed Protection can coordinate with on the bond election.
- **Chair Perales** asked staff what the Commission can do to support the department's inclusion in the bond election. **Pantalion** responded that the commissioners can advise Council and the department has already begun coordinating with the Capital Planning Office.

## CITIZEN COMMUNICATION

- **Carol Olewin, Flood Mitigation Task Force Member,** suggested the transfers out be waived for one year with the goal of decreasing the current backlog of work orders and adding additional staff to the department's budget.
- **Elloa Mathews, Flood Mitigation Task Force Member,** reported that one question she had not asked was how bond projects go forward. **Mathews** continued that she has since learned from the city's Capital Planning Office about the process and would like to request a resolution for bond support for the department to implement the recommendations in the task force report.

## FORMAL ACTION

- The Board passed a motion to recommend the forecasted budget as presented and consideration for additional bond funding for drainage infrastructure.

# Library Commission

JUNE 15, 2016  
6:00PM

AUSTIN PUBLIC LIBRARY

AUSTIN HISTORY CENTER

## PRESENTATION BACK-UP MATERIALS

- Department Presentation

## SUMMARY OF BOARD COMMUNICATION

- **Victoria Rieger**, Financial Manager, presented an overview of the Library's Performance Measure and Citizen Survey results, the FY 2016-17 Financial Forecast, and an update on the staffing and funding needs of the New Central Library.
- A majority of the performance measure discussion was around the materials expenditure per capita, visits per capita, circulation per capita measures.
- **Commissioner MacLeod** asked what investment would be needed to close the materials expenditure per capita gap between Austin's \$3.74 to the peer city average of \$7.73. **Victoria Rieger** responded that a \$4-6 million investment on top of current spending would be required to meet the average and mentioned that this is a focus of the Library department and that funding for materials has been increasing the past few years and will continue increasing as part of the overall funding for the New Central Library. **Commissioner Todd** then asked if the materials expenditure per capita included all types of materials included digital and replacement materials and **Victoria Rieger** confirmed that it did.
- **Commissioner Williams** then asked regarding the visits per capita measure whether there are less total visits or whether the steady decline in this measure could be attributed to population growth outpacing library visit growth. **Victoria Rieger** responded that the total number of visits was remaining steady but that population growth was driving this measure down. She mentioned it is anticipated that the New Central Library will greatly increase the number of total visits driving up the per capita measure. **Commissioners Fisher and Todd** expressed concern that this measure didn't accurately reflect Library usage due to many users being able to access all the materials they need digitally without visiting a physical branch.
- Discussion took place on the forecast budget. **Victoria Rieger** explained that the forecast only contains baseline cost drivers and items related to the New Central Library. It was explained that items such as the Faulk Central Library to New Central Library moving costs were funded through the Budget Stabilization Fund and that Austin History Center expansion costs were submitted as Initial Funding Requests to be decided upon later.
- Regarding revenue, **Commissioner Todd** asked if there is any amnesty for fines. **Victoria Rieger** responded that the Library cannot legally offer that. **Commissioner Self** then asked if revenue generated through fines and fees were kept by the Library. **Victoria Rieger** explained that all revenue earned by any General Fund departments goes back to the General Fund.
- **Victoria Rieger** concluded by walking through the budget and staffing needs of the New Central Library.
- **John Gillum**, Facilities Process Manager, presented on Library's Capital Improvement Projects planned for FY 2016-17. These projects include an ADA ramp for the Little Walnut Creek Branch Library, roof replacement at the Faulk Central Library, and renovation at the Old Quarry Branch Library.

## CITIZEN COMMUNICATION

- None

## FORMAL ACTION

- None

# Parks and Recreation Board

JUNE 28, 2016  
6:13PM

PARKS AND RECREATION

AUSTIN CITY HALL

## PRESENTATION BACK-UP MATERIALS

- Department Presentation

## SUMMARY OF BOARD COMMUNICATION

- **Suzanne Piper, Financial Manager, Parks and Recreation Department**, presented overview of the Parks and Recreation FY 2016-17 Financial Forecast, which showed the amount of funding that is allocated to each program, responses to surveys about departmental performance, the Department's operating and revenue budget, operations and maintenance funding for facilities, and Department's submitted Initial Funding Requests.
- **Commissioner** asked if there are cities that were not captured in the survey performed by an outside consultant that measures the overall satisfaction with Parks and Recreation, which was 74%, or 3<sup>rd</sup> in the nation, in 2015; **Piper** responded that there are cities that are not included in the survey.
- **Commissioner** inquired if a slide that compared park acres per 1,000 people and parks spending per capita showed the cost of acquiring new parks; **Piper** responded that the slide highlighted only operational spending. **Commissioner** followed up by asking if parkland acquisition would be included in the presentation, and **Piper** noted that it would not be because this was a presentation on the Financial Forecast. **Commissioner** asked if Austin has the highest park acres per 1,000 people, and **Piper** responded that this slide compared Austin to similar cities from the Trust in Public Lands survey. **Commissioner** commented that the cities on the slide were not all comparable or peer cities, and future slides should also include peer cities. **Commissioners** then had a discussion on what types of parks that were included in the survey.
- **Commissioner** asked who is in charge of golf courses after **Piper** noted that the Golf Fund would be absorbed into the General Fund due to an insurmountable negative ending balance. **Kimberly McNeeley, Assistant Director, Parks and Recreation Department**, explained that golf is an enterprise function that is not self-sustaining because of various issues that have occurred, conflicting with the mission to make golf affordable for all citizens. **Commissioner** followed up with a question asking if the revenue obligation of Golf would change when the Golf Fund is absorbed. **Piper** and **McNeeley** noted that revenue would not change, and that this process would take care of the negative balance in the Golf Fund. **Commissioner** questioned increases in the budget because the move of the Golf Fund into the General Fund was artificially increasing the Department's budget. **Commissioners** discussed ways of keeping Golf as an enterprise function, and requested that the presentation be formatted differently. **Cora Wright, Assistant Director, Parks and Recreation Department**, mentioned that the Budget Office set the standard for the budget presentations across all departments. **Commissioner** asked that additional slides be added in future presentations to provide clarifications.
- **Commissioner** asked when the Board should provide its approval for the Department's budget; **Wright** explained the process and confirmed that there was no mechanism for approval of the budget by the Board.
- **Commissioner** inquired if the Department was "making money on the parking meters;" **Piper** explained that the Department is receiving \$212 thousand in parking enhancements in the budget. **Commissioner** stated that parking revenue does not return to the Department and asked for how much it costs to maintain parking meters; **Piper** stated that the Department would send them that information. **Commissioner** asked for clarification for on the extra funding for parking expenses; **Piper** and **Wright** explained that this funding would be for parking operational expenses and enhancements provided by revenue received for parking. **Wright** further explained that parking revenue received by the Department is placed in the General Fund and is not supposed to be explicitly used for departmental expenses. **Commissioner** further expressed concern about the Department not being able to keep all parking revenue and stated that "parking meter expenses" was a confusing phrase.
- **Commissioner** asked if presentation revenue included Golf Fund and General Fund revenue; **Piper** explained that it only showed General Fund revenue. **Commissioner** expressed concern about Golf "moving around" in

terms of funding. **Commissioner** reiterated the request to break out the budget between the General and Golf Funds.

- **Commissioner** asked what “contractuals and commodities” means in the context of new projects being opened; **Piper** explained that they mean operational expenditures for such needs as landscaping or lighting. **Commissioner** then requested a footnote be added to the presentation to not make it appear that other parks do not receive these contractuals and commodities.
- **Commissioner** asked about the amounts noted for the Veloway Trail and Duncan Neighborhood improvements; **Marty Stump, Assistant Director, Parks and Recreation Department**, explained that these were operational and maintenance expenses and not for capital improvements. **Commissioner** requested that more clarification be added to the presentation explaining “contractuals and commodities.”
- **Commissioner** asked another **Commissioner** if Parkland Events Taskforce had come up with a recommendation to increase revenue. **Commissioner** responded that no recommendation had been decided because it would require bond funding that might occur in the 2018 Bond Program.
- **Commissioner** asked for more background on Initial Funding Requesting about hepatitis B vaccinations; **Piper** explained that grounds staff are exposed to infections when throwing away trash. **Commissioner** stated that items do not need Council approval and can receive Manager approval if they are under \$50,000; **Wright** said that was correct, but stated that this Request was meant to provide additional safety to staff. **Commissioner** stated that as an AFSCME member, he wondered why this Request had not been included in the budget with Manager approval because it’s under the \$50,000 limit; **Wright** explained that these Requests are for needs that the Department does not have funding for. **Commissioner** further asked why this was not approved by the Manager with the Department’s budget surplus; **Wright** explained that there has to be a funding source to go beyond the adopted budget. **Commissioner** asked if other departments in the City received funding for items under \$50,000 from the Manager, and **Wright** could only speak to what has happened with the Parks and Recreation Department.
- **Commissioner** asked for clarification if Initial Funding Requests were “wish list” items on top of the Department’s base budget; **Wright** clarified that these were requests but not necessarily a “wish list.”
- **Commissioner** asked about Request to add recycling to all City Parks; **Stump** explained Request showed the impact to the Department’s operational budget if all City parks adopted recycling.
- **Commissioner** inquired if increases in the FY17 Forecast included the Initial Funding Request, and **Piper** confirmed that it did not. **Commissioner** asked for more clarification on the Requests, as these issues have existed before, so why are the Requests just happening now; **Wright** explained that the Requests are additional needs on top of the budget. **Commissioner** said a breakout of the Requests among category would be helpful.
- **Commissioner** asked about the Request for armored car services; **Wright** noted that even though the Department as a whole uses this service already, this specific item was for Golf. **Commissioner** asked if police protection was available at parks; **Wright** explained that police do not transport cash.
- **Commissioner** stated that Requests should be broken out by issue or Council district; **Wright** said that they would break out future Requests by issue.
- **Commissioner** asked for more detail behind the Requests.
- **Commissioner** inquired about the Request about funding for joint use parks, and if they involved all joint use parks or just AISD ones; **Piper** said that the Department would get detail on that.
- **Commissioner** wanted clarification on if the Request for living wage for temporary employees included seasonal employees; **Piper** confirmed that the Request was for all temporary employees.
- **Commissioner** asked if the Department would be presenting this information again at the next Board meeting; **Wright** confirmed that this was the only presentation, and that the questions the Board posed would be responded to. **Commissioner** asked if there were any reasons they could not take action in July; **Piper** and **Wright** said that there should be no issue with that, and Department would provide answers to any questions.

## CITIZEN COMMUNICATION

- None

## FORMAL ACTION

- None

# Public Safety Commission

JUNE 06, 2017  
4:00PM

ATCEMS, AFD,  
and APD

CITY HALL, BOARDS &  
COMMISSIONS ROOM

## PRESENTATION BACK-UP MATERIALS

- Austin Fire Department (AFD) Public Safety Commission Presentation for FY 2016-17 Budget Discussion
- Austin Police Department Budget Discussion FY 2016-17
- Austin-Travis County Emergency Medical Services Department Budget Presentation

## SUMMARY OF BOARD COMMUNICATION

- **Brian Manley, Chief of Staff, Austin Police Department**, presented an overview of the department's FY 2016-17 Budget Discussion, including major performance metrics and departmental needs. Highlights included a discussion of citizen satisfaction, response times, community engagement time, and clearance rates, as well as challenges related to civilian staffing and other initial funding requests (IFR).
- **Commissioner Rossmo** inquired about state of forensics backlog and length of time required for fingerprint analysis. **Chief Manley** indicated he believed the current backlog had improved, but wanted to check with the lab to give an accurate response. **Commissioner Rossmo** also asked about the impact of hiring additional property crime technicians and latent print examiners to reduce the property crime backlog. **Chief Manley** responded that additional staff would definitely have an impact on property crime.
- **Vice Chair Nunez** questioned impact of new civilian positions on officers' community engagement time. **Chief Manley** replied that specifically the property crimes technicians and crime scene units would release patrol officers from that workload back to patrol activities and so would improve community engagement time. **Commissioner Gonzales** inquired about the goal for community engagement time. **Chief Manley** referenced the department's minimum target for 30% community engagement time, but noted that preliminary information from the Matrix consultants would likely find that other communities are utilizing a much higher rate, between 35% and 50%. **Commissioner Holt** asked if increased community engagement time could improve citizen satisfaction rates. **Chief Manley** responded that community engagement time allows officers to build relationships with the community, which could increase citizen satisfaction. **Commissioner Nunez** asked whether overtime was currently being used to improve community engagement efforts. **Chief Manley** replied that there wasn't a community engagement time operation funded via overtime, but that there were specific community events that could be funded via overtime and that the department would consider contributing to an officer's community engagement time.
- **Chair Webber** questioned the department's request for administrative support personnel for open records requests and whether additional staffing would be needed for body camera management. **Chief Manley** responded that the personnel requested in FY 2016-17 were for existing open records requests and noted that once body cameras were fully implemented, the department would likely request additional staffing for support.
- **Commissioner Worsham** asked about ratio of sworn to civilian positions requested in IFR list and the civilianization of positions not requiring police powers. **Chief Manley** cited potential efficiencies realized by shifting existing workload from sworn personnel to civilian staff, returning sworn personnel to patrol.
- **Tom Dodds, AFD Chief of Staff**, presented an overview of AFD's service and resources, major goals, FY 2016-17 Financial Forecast and Initial Funding Requests. Highlights included funding requests for Self-Contained Breathing Apparatus (SCBA) replacement, two more battalions, and seven additional civilian employees.
- **Commissioner Brian Haley** inquired about the life cycle of SCBA. **Assistant Chief Brian Tanzola** replied that the average life cycle is ten years, and since the manufacturer will no longer provide warranty on the current model, additional maintenance costs are anticipated if replacement is delayed. **Assistant Chief Tanzola** also explained that the all SCBAs need to be replaced at the same time because of operational uniformity and training

standards. **Commissioner Haley** asked whether there are opportunities to sell the current model to other agencies. **Assistant Chief Tanzola** replied that AFD has considered that possibility, but there are concerns about potential long-term liabilities. However, AFD will look at the possibility more closely as the current model is cycled through and replaced.

- **Commissioner Michael Levy** asked to clarify the starting point for measuring AFD's response time. **Chief of Staff Dodds** replied that for AFD the clock starts ticking when a Fire call-taker answers an emergency call. **Commissioner Levy** commented that the total response time might be longer considering when automated answering machines pick up emergency calls and callers are asked to hold. **Commissioner Levy** stated that fire deaths resulting from fire at a residence without a working fire alarm should not be included in the performance measure since AFD does not have control over the installation of fire alarms. **Commissioner Levy** also commented on how the percent of cardiac arrest due to cardiac cause that arrive at the hospital with a pulse is not a good measure for either AFD or EMS. **Commissioner Levy** asked whether incidents where the emergency response time was 14 or 15 minutes are more important. **Chief of Staff Dodds** replied yes, and that those calls drive the standard coverage argument. Emergency callers who reside in the interior of the city might have a very different experience compared to emergency callers from the periphery of the city. **Commissioner Levy** then asked whether performance metrics for wildfire exist. **Assistant Chief Brian Tanzola** replied those metrics do exist, they are just not key performance indicators.
- **Commissioner Edward Scruggs** asked about the background of the mandatory four-person staffing requirement as well as its benefits. **Chief of Staff Dodds** replied that the effective firefighting force studies conducted by the National Fire Protection Association (NFPA) and the International Firefighters Association (IAFF) determined the safest and the most efficient composition of employees is four individuals. The "two-in and two-out" model for fighting interior structure fires was presented to the City Council, who then passed a resolution to complete the transition to the four-person staffing model by 2019. AFD was able to accelerate the transition when it received a federal grant (SAFER grant) and now operates on the four-person staffing on every unit. **Commissioner Scruggs** then asked whether the additional \$3 million needed in overtime costs is primarily due to the mandatory four-person staffing requirement. **Chief of Staff Dodds** replied yes, that is indeed the main driver for the additional overtime costs. **Commissioner Scruggs** asked whether there is any desire to move away from this staffing model. **Chief of Staff Dodds** replied that there is not, and the solution is to hire more firefighters. There is currently an academy planned for August and another planned for October. Cadets will graduate in February and April 2017 and help reduce vacancy and overtime costs. **Commissioner Scruggs** asked why the opening of the Onion Creek station has been postponed. **Chief of Staff Dodds** replied there was a delay in the design phase, the request for proposal (RFP) process, and the buildout phase. The station is estimated to open in March 2018. **Commissioner Scruggs** asked when the bond for the station was first approved. **Chief of Staff Dodds** replied it was approved in 2012. **Commissioner Scruggs** asked whether this is a normal timeline for building a station. **Chief of Staff Dodds** replied it was for a bond-funded station. **Chief of Staff Dodds** added that Council had directed AFD to come back with a plan that explores different models through which the timeline for building future stations can be accelerated.
- **Vice Chair Daniela Nunez** asked whether any fire apparatus or fire stations have maintenance challenges. **Chief of Staff Dodds** replied that there are indeed a number of issues and currently the department is working on securing funding for constructing women's locker rooms for the remaining fire stations that don't have them. **Chief of Staff Dodds** add that the department has excellent apparatus and excellent facilities but some facilities are aging. Progress has been made on the women's locker room project but at a slower pace than initially anticipated.



- **Jasper Brown, EMS Chief of Staff**, presented an overview of EMS's FY 2016-17 Financial Forecast, service overview, and identified funding needs.

### **CITIZEN COMMUNICATION**

- Tony Marquardt, President of the Austin Travis County Emergency Medical Services Employee Association, spoke in support of the base budget of EMS. He also suggested that the Office of the Medical Director be invited to present at the Public Safety Commission meeting.

### **FORMAL ACTION**

- None

# Urban Transportation Commission

JUNE 14, 2016  
6:00PM

AUSTIN TRANSPORTATION  
DEPARTMENT & PUBLIC  
WORKS DEPARTMENT

CITY HALL, BOARDS AND  
COMMISSIONS ROOM

## PRESENTATION BACK-UP MATERIALS

- Department Presentation

## SUMMARY OF BOARD COMMUNICATION

- **Rob Spillar, Director**, presented an overview of the Austin Transportation Department FY 2016-17 Financial Forecast. **James Snow, Assistant Director**, presented an overview of the Public Works Department FY 2016-17 Financial Forecast.
- Commissioner asked about the cost to implement Vision Zero. **Director Spillar** responded that the Department will incorporate the philosophy into every engineering decision and will be adding costs incrementally to ramp up that program.
- Commissioner asked if the Department's budget addressed concerns from the recent Transportation Audit. **Director Spillar** responded that it did.
- Commissioner asked how many intersections were studied in FY 2014-15 (related to ATD's performance measure). **Assistant Director Jim Dale** responded that the Department studied 116 intersections in FY 2014-15 and plans to address 220 in FY 2015-16.
- Commissioner asked about the percentage split of the TUF between ATD and Public Works. **Director Spillar** responded that it is currently split 68% for Public Works and 32% for ATD.
- Commissioner asked how many managed parking spaces ATD was responsible for, specifically Zilker Park. **Director Spillar** did not know the amount off the top of his head, but addressed the Zilker Park parking change as simply a change in technology from attendants to parking meters, which has improved congestion on the main roadway substantially.

## CITIZEN COMMUNICATION

- None

## FORMAL ACTION

- None

# Zero Waste Advisory Commission

JUNE 8, 2016  
6:30PM

AUSTIN RESOURCE  
RECOVERY

CITY HALL, COUNCIL  
CHAMBERS

## PRESENTATION BACK-UP MATERIALS

- Department Presentation

## SUMMARY OF BOARD COMMUNICATION

- **Bob Gedert**, Director of Austin Resource Recovery (ARR), presented an overview of ARR's FY 2016-17 Financial Forecast and an overview of the Citywide organics program.
- **Commissioner Blaine** noted that Council Member Houston has expressed concern about education prior to organics coming on residents' monthly utility bill and asked if we could target areas which could have more success out of the gate, for example, can areas of District 1 have more time with education efforts?
- **Bob Gedert** responded by suggesting that beginning with neighborhoods likely to engage in organics collection would be best to start with and that schools, businesses, and City of Austin departments should be leaders in demonstrating organics and recycling program usage.
- **Commissioner White** mentioned that ZWAC didn't specifically recommend delaying weekly recycling as noted in the presentation, in that it was not in the resolution crafted by the ZWAC. **Mr. Gedert** said he would note accuracy to Council on the recommendation at his next opportunity with them. **Commissioner Joyce** requested the vote count be noted on presentations when referencing votes by the ZWAC.
- **Commissioner White** asked if the City as a whole has an accounting of the location of City trash receptacles. **Mr. Gedert** noted that there has been progress and ARR has a good understanding of downtown and is working on a comprehensive view of all street containers and to develop a rule package too on where containers should be placed, looking primarily at walkable streets, shy of putting containers in small pocket parks.
- **Jessica Frazier**, Financial Manager, then moved into a discussion of historical cart size usage followed by rate and revenue projections. It was explained that smaller cart sizes are an increasingly large portion of ARR's revenue stream and how the largest cart size is expected to be phased out by FY 2020-21.
- Commissioners and staff discussed budget calculations and cart pricing trends, and **Mr. Gedert** noted that any price increases on a 96 gallon cart would be a policy decision that would need to come from Council as it exceeds costs.
- **Chair Acuna** noted that revenue is important, conservation is important, and sometimes they don't mix, therefore it was vital to stay on top of revenue projections and cost, as cost will go up with more material being diverted, noting the education components are important.
- The discussion ended and no action was taken on the item.

## CITIZEN COMMUNICATION

- None

## FORMAL ACTION

- None

## Appendix A: Budget Simulator Raw Data

<b>PARKS &amp; LIBRARIES</b>							
<b>Pools &amp; Aquatic Programming</b>							
Funding Preference	-10%	-5%	0%	5%	10%	Total	
Raw #	115	213	751	397	150	1626	
Result %	7%	13%	46%	24%	9%	100%	
<b>Facility and Grounds Services &amp; Park Planning</b>							
Funding Preference	-10%	-5%	0%	5%	10%	Total	
Raw #	84	119	758	491	174	1626	
Result %	5%	7%	47%	30%	11%	100%	
<b>Athletics &amp; Recreation Program Services</b>							
Funding Preference	-10%	-5%	0%	5%	10%	Total	
Raw #	119	279	852	270	106	1626	
Result %	7%	17%	52%	17%	7%	100%	
<b>Forestry, Park Rangers, Nature &amp; Cultural Programs</b>							
Funding Preference	-10%	-5%	0%	5%	10%	Total	
Raw #	103	147	788	416	172	1626	
Result %	6%	9%	48%	26%	11%	100%	
<b>Cemeteries</b>							
Funding Preference	-10%	-5%	0%	5%	10%	Total	
Raw #	206	348	915	116	41	1626	
Result %	13%	21%	56%	7%	3%	100%	
<b>Library Materials Collection &amp; Acquisition</b>							
Funding Preference	-10%	-5%	0%	5%	10%	Total	
Raw #	138	178	750	394	166	1626	
Result %	8%	11%	46%	24%	10%	100%	
<b>Library Programming &amp; Services</b>							
Funding Preference	-10%	-5%	0%	5%	10%	Total	
Raw #	142	163	780	375	166	1626	
Result %	9%	10%	48%	23%	10%	100%	

<b>PUBLIC SAFETY</b>							
<b>Emergency Communications: 9-1-1 Call Center</b>							
Funding Preference	-10%	-5%	0%	5%	10%	Total	
Raw #	45	58	1095	309	119	1626	
Result %	3%	4%	67%	19%	7%	100%	
<b>Police Investigations</b>							
Funding Preference	-10%	-5%	0%	5%	10%	Total	
Raw #	87	100	1019	319	101	1626	
Result %	5%	6%	63%	20%	6%	100%	
<b>Neighborhood-Based Policing / Patrol</b>							
Funding Preference	-10%	-5%	0%	5%	10%	Total	
Raw #	104	132	853	412	125	1626	
Result %	6%	8%	52%	25%	8%	100%	
<b>Victim Services, Forensics, and Strategic Support</b>							
Funding Preference	-10%	-5%	0%	5%	10%	Total	
Raw #	58	100	1061	299	108	1626	
Result %	4%	6%	65%	18%	7%	100%	
<b>Emergency Medical Response Operations</b>							
Funding Preference	-10%	-5%	0%	5%	10%	Total	
Raw #	39	49	1113	333	92	1626	
Result %	2%	3%	68%	20%	6%	100%	
<b>EMS Community Relations &amp; Injury Prevention</b>							
Funding Preference	-10%	-5%	0%	5%	10%	Total	
Raw #	88	169	1145	166	58	1626	
Result %	5%	10%	70%	10%	4%	100%	
<b>Fire/Emergency Prevention &amp; Outreach</b>							
Funding Preference	-10%	-5%	0%	5%	10%	Total	
Raw #	80	162	1177	157	50	1626	
Result %	5%	10%	72%	10%	3%	100%	
<b>Fire/Emergency Response Operations</b>							
Funding Preference	-10%	-5%	0%	5%	10%	Total	
Raw #	47	52	1214	237	76	1626	
Result %	3%	3%	75%	15%	5%	100%	
<b>Municipal Court</b>							
Funding Preference	-10%	-5%	0%	5%	10%	Total	
Raw #	97	148	1222	113	46	1626	
Result %	6%	9%	75%	7%	3%	100%	
<b>Community Court</b>							
Funding Preference	-10%	-5%	0%	5%	10%	Total	
Raw #	101	142	1204	129	50	1626	
Result %	6%	9%	74%	8%	3%	100%	

Note: Percentages may not add due to rounding.

## PLANNING & DEVELOPMENT

### Comprehensive Planning and Implementation

Funding Preference	-10%	-5%	0%	5%	10%	Total
Raw #	124	166	935	252	149	1626
Result %	8%	10%	58%	15%	9%	100%

### Annexation & Zoning Case Management

Funding Preference	-10%	-5%	0%	5%	10%	Total
Raw #	141	233	1048	136	68	1626
Result %	9%	14%	64%	8%	4%	100%

### One Stop Shop - Inspection, Plan Review, and Permits

Funding Preference	-10%	-5%	0%	5%	10%	Total
Raw #	93	111	961	302	159	1626
Result %	6%	7%	59%	19%	10%	100%

## ECONOMIC DEVELOPMENT

### Cultural Arts & Music Entertainment

Funding Preference	-10%	-5%	0%	5%	10%	Total
Raw #	194	186	766	296	184	1626
Result %	12%	11%	47%	18%	11%	100%

### Global Business Recruitment & Small Business Development

Funding Preference	-10%	-5%	0%	5%	10%	Total
Raw #	261	306	805	170	84	1626
Result %	16%	19%	50%	10%	5%	100%

### Redevelopment & Commercial Stabilization

Funding Preference	-10%	-5%	0%	5%	10%	Total
Raw #	233	246	908	167	72	1626
Result %	14%	15%	56%	10%	4%	100%

## WATERSHED PROTECTION

Flood Hazard Mitigation							
Funding Preference		-10%	-5%	0%	5%	10%	Total
Raw #		78	113	925	353	157	1626
Result %		5%	7%	57%	22%	10%	100%
Waterway Maintenance & Stream Restoration							
Funding Preference		-10%	-5%	0%	5%	10%	Total
Raw #		69	74	966	360	157	1626
Result %		4%	5%	59%	22%	10%	100%
Water Quality Policy, Planning, and Protection							
Funding Preference		-10%	-5%	0%	5%	10%	Total
Raw #		66	76	978	342	164	1626
Result %		4%	5%	60%	21%	10%	100%
Transfer for Capital Improvement Projects							
Funding Preference		-10%	-5%	0%	5%	10%	Total
Raw #		66	76	978	342	164	1626
Result %		4%	5%	60%	21%	10%	100%

## INFRASTRUCTURE & TRANSPORTATION

Transportation Arterial Management & Traffic Signs and Markings							
Funding Preference		-10%	-5%	0%	5%	10%	Total
Raw #		65	77	858	377	249	1626
Result %		4%	5%	53%	23%	15%	100%
Bicycle Infrastructure Management & Transportation Engineering							
Funding Preference		-10%	-5%	0%	5%	10%	Total
Raw #		239	154	573	293	367	1626
Result %		15%	9%	35%	18%	23%	100%
Street & Bridge Preventive Maintenance and Repair							
Funding Preference		-10%	-5%	0%	5%	10%	Total
Raw #		46	34	793	479	274	1626
Result %		3%	2%	49%	29%	17%	100%
Right-of-Way Maintenance & Sidewalk Management							
Funding Preference		-10%	-5%	0%	5%	10%	Total
Raw #		66	76	978	342	164	1626
Result %		4%	5%	60%	21%	10%	100%

Note: Percentages may not add due to rounding.



# HEALTH & HOUSING

## Animal Shelter & Pet Adoption Services

Funding Preference	-10%	-5%	0%	5%	10%	Total
Raw #	167	178	907	236	138	1626
Result %	10%	11%	56%	15%	8%	100%

## Disease Prevention & Health Promotion Services

Funding Preference	-10%	-5%	0%	5%	10%	Total
Raw #	105	130	1023	239	129	1626
Result %	6%	8%	63%	15%	8%	100%

## Quality of Life Initiatives

Funding Preference	-10%	-5%	0%	5%	10%	Total
Raw #	175	186	869	258	138	1626
Result %	11%	11%	53%	16%	8%	100%

## Youth/Family Services & Workforce Development

Funding Preference	-10%	-5%	0%	5%	10%	Total
Raw #	126	128	935	280	157	1626
Result %	8%	8%	58%	17%	10%	100%

## Basic Needs, Transitional Housing, & Permanent Supportive Housing

Funding Preference	-10%	-5%	0%	5%	10%	Total
Raw #	148	105	793	329	251	1626
Result %	9%	6%	49%	20%	15%	100%

## Behavioral & Mental Health

Funding Preference	-10%	-5%	0%	5%	10%	Total
Raw #	80	49	738	407	352	1626
Result %	5%	3%	45%	25%	22%	100%

## Public Health Inspections

Funding Preference	-10%	-5%	0%	5%	10%	Total
Raw #	78	105	1189	171	83	1626
Result %	5%	6%	73%	11%	5%	100%

## Rental/Owner/Buyer/Developer Assistance & Community Development

Funding Preference	-10%	-5%	0%	5%	10%	Total
Raw #	203	187	955	148	133	1626
Result %	12%	12%	59%	9%	8%	100%

## CLEAN COMMUNITY

### Litter Abatement & Waste Diversion

Funding Preference	-10%	-5%	0%	5%	10%	Total
Raw #	82	110	1106	225	103	1626
Result %	5%	7%	68%	14%	6%	100%

### Austin Code Case Investigations

Funding Preference	-10%	-5%	0%	5%	10%	Total
Raw #	174	186	1019	173	74	1626
Result %	11%	11%	63%	11%	5%	100%

### Austin Code Licensing & Registration Compliance

Funding Preference	-10%	-5%	0%	5%	10%	Total
Raw #	174	177	1085	130	60	1626
Result %	11%	11%	67%	8%	4%	100%

### Trash and Recycling Collection Services

Funding Preference	-10%	-5%	0%	5%	10%	Total
Raw #	92	90	1093	253	98	1626
Result %	6%	6%	67%	16%	6%	100%

## AUSTIN ENERGY

### Austin Energy Customer Care

Funding Preference	-10%	-5%	0%	5%	10%	Total
Raw #	109	149	1229	95	44	1626
Result %	7%	9%	76%	6%	3%	100%

### Power Supply Operations

Funding Preference	-10%	-5%	0%	5%	10%	Total
Raw #	83	95	1310	95	43	1626
Result %	5%	6%	81%	6%	3%	100%

### Energy Efficiency Programs

Funding Preference	-10%	-5%	0%	5%	10%	Total
Raw #	153	119	862	299	193	1626
Result %	9%	7%	53%	18%	12%	100%

# AUSTIN WATER

## Water Environmental Affairs & Conservation

Funding Preference	-10%	-5%	0%	5%	10%	Total
Raw #	110	120	1003	231	162	1626
Result %	7%	7%	62%	14%	10%	100%

## Water Delivery Services

Funding Preference	-10%	-5%	0%	5%	10%	Total
Raw #	52	86	1271	150	67	1626
Result %	3%	5%	78%	9%	4%	100%

## Water Treatment and Resource Management

Funding Preference	-10%	-5%	0%	5%	10%	Total
Raw #	55	65	1180	202	124	1626
Result %	3%	4%	73%	12%	8%	100%

<b>PARKS &amp; LIBRARIES</b>							
<b>Pools &amp; Aquatic Programming</b>							
Funding Preference	-10%	-5%	0%	5%	10%	Total	
Raw #	11	13	55	36	17	132	
Result %	8%	10%	42%	27%	13%	100%	
<b>Facility and Grounds Services &amp; Park Planning</b>							
Funding Preference	-10%	-5%	0%	5%	10%	Total	
Raw #	4	10	63	41	14	132	
Result %	3%	8%	48%	31%	11%	100%	
<b>Athletics &amp; Recreation Program Services</b>							
Funding Preference	-10%	-5%	0%	5%	10%	Total	
Raw #	6	26	62	25	13	132	
Result %	5%	20%	47%	19%	10%	100%	
<b>Forestry, Park Rangers, Nature &amp; Cultural Programs</b>							
Funding Preference	-10%	-5%	0%	5%	10%	Total	
Raw #	6	14	62	30	20	132	
Result %	5%	11%	47%	23%	15%	100%	
<b>Cemeteries</b>							
Funding Preference	-10%	-5%	0%	5%	10%	Total	
Raw #	20	34	59	16	3	132	
Result %	15%	26%	45%	12%	2%	100%	
<b>Library Materials Collection &amp; Acquisition</b>							
Funding Preference	-10%	-5%	0%	5%	10%	Total	
Raw #	11	17	49	35	20	132	
Result %	8%	13%	37%	27%	15%	100%	
<b>Library Programming &amp; Services</b>							
Funding Preference	-10%	-5%	0%	5%	10%	Total	
Raw #	13	12	52	34	21	132	
Result %	10%	9%	39%	26%	16%	100%	

Note: Percentages may not add due to rounding.

<b>PUBLIC SAFETY</b>							
<b>Emergency Communications: 9-1-1 Call Center</b>							
Funding Preference	-10%	-5%	0%	5%	10%	Total	
Raw #	6	6	80	30	10	132	
Result %	5%	5%	61%	23%	8%	100%	
<b>Police Investigations</b>							
Funding Preference	-10%	-5%	0%	5%	10%	Total	
Raw #	12	5	71	32	12	132	
Result %	9%	4%	54%	24%	9%	100%	
<b>Neighborhood-Based Policing / Patrol</b>							
Funding Preference	-10%	-5%	0%	5%	10%	Total	
Raw #	14	11	51	42	14	132	
Result %	11%	8%	39%	32%	11%	100%	
<b>Victim Services, Forensics, and Strategic Support</b>							
Funding Preference	-10%	-5%	0%	5%	10%	Total	
Raw #	9	5	71	36	11	132	
Result %	7%	4%	54%	27%	8%	100%	
<b>Emergency Medical Response Operations</b>							
Funding Preference	-10%	-5%	0%	5%	10%	Total	
Raw #	6	5	88	25	8	132	
Result %	5%	4%	67%	19%	6%	100%	
<b>EMS Community Relations &amp; Injury Prevention</b>							
Funding Preference	-10%	-5%	0%	5%	10%	Total	
Raw #	9	12	95	13	3	132	
Result %	7%	9%	72%	10%	2%	100%	
<b>Fire/Emergency Prevention &amp; Outreach</b>							
Funding Preference	-10%	-5%	0%	5%	10%	Total	
Raw #	9	15	97	9	2	132	
Result %	7%	11%	73%	7%	2%	100%	
<b>Fire/Emergency Response Operations</b>							
Funding Preference	-10%	-5%	0%	5%	10%	Total	
Raw #	7	8	98	13	6	132	
Result %	5%	6%	74%	10%	5%	100%	
<b>Municipal Court</b>							
Funding Preference	-10%	-5%	0%	5%	10%	Total	
Raw #	9	11	98	11	3	132	
Result %	7%	8%	74%	8%	2%	100%	
<b>Community Court</b>							
Funding Preference	-10%	-5%	0%	5%	10%	Total	
Raw #	7	13	92	15	5	132	
Result %	5%	10%	70%	11%	4%	100%	

<b>PLANNING &amp; DEVELOPMENT</b>						
<b>Comprehensive Planning and Implementation</b>						
Funding Preference	-10%	-5%	0%	5%	10%	<b>Total</b>
Raw #	9	15	59	31	18	132
Result %	7%	11%	45%	23%	14%	100%
<b>Annexation &amp; Zoning Case Management</b>						
Funding Preference	-10%	-5%	0%	5%	10%	<b>Total</b>
Raw #	15	19	72	17	9	132
Result %	11%	14%	55%	13%	7%	100%
<b>One Stop Shop - Inspection, Plan Review, and Permits</b>						
Funding Preference	-10%	-5%	0%	5%	10%	<b>Total</b>
Raw #	9	11	71	24	17	132
Result %	7%	8%	54%	18%	13%	100%

<b>ECONOMIC DEVELOPMENT</b>						
<b>Cultural Arts &amp; Music Entertainment</b>						
Funding Preference	-10%	-5%	0%	5%	10%	<b>Total</b>
Raw #	13	10	63	27	19	132
Result %	10%	8%	48%	20%	14%	100%
<b>Global Business Recruitment &amp; Small Business Development</b>						
Funding Preference	-10%	-5%	0%	5%	10%	<b>Total</b>
Raw #	24	17	64	19	8	132
Result %	18%	13%	48%	14%	6%	100%
<b>Redevelopment &amp; Commercial Stabilization</b>						
Funding Preference	-10%	-5%	0%	5%	10%	<b>Total</b>
Raw #	16	18	76	15	7	132
Result %	12%	14%	58%	11%	5%	100%

Note: Percentages may not add due to rounding.

<b>WATERSHED PROTECTION</b>							
<b>Flood Hazard Mitigation</b>							
Funding Preference	-10%	-5%	0%	5%	10%	Total	
Raw #	6	7	72	36	11	132	
Result %	5%	5%	55%	27%	8%	100%	
<b>Waterway Maintenance &amp; Stream Restoration</b>							
Funding Preference	-10%	-5%	0%	5%	10%	Total	
Raw #	7	7	71	34	13	132	
Result %	5%	5%	54%	26%	10%	100%	
<b>Water Quality Policy, Planning, and Protection</b>							
Funding Preference	-10%	-5%	0%	5%	10%	Total	
Raw #	6	6	76	30	14	132	
Result %	5%	5%	58%	23%	11%	100%	
<b>Transfer for Capital Improvement Projects</b>							
Funding Preference	-10%	-5%	0%	5%	10%	Total	
Raw #	6	6	76	30	14	132	
Result %	5%	5%	58%	23%	11%	100%	

<b>INFRASTRUCTURE &amp; TRANSPORTATION</b>							
<b>Transportation Arterial Management &amp; Traffic Signs and Markings</b>							
Funding Preference	-10%	-5%	0%	5%	10%	Total	
Raw #	9	3	66	26	28	132	
Result %	7%	2%	50%	20%	21%	100%	
<b>Bicycle Infrastructure Management &amp; Transportation Engineering</b>							
Funding Preference	-10%	-5%	0%	5%	10%	Total	
Raw #	16	7	41	27	41	132	
Result %	12%	5%	31%	20%	31%	100%	
<b>Street &amp; Bridge Preventive Maintenance and Repair</b>							
Funding Preference	-10%	-5%	0%	5%	10%	Total	
Raw #	4	3	57	42	26	132	
Result %	3%	2%	43%	32%	20%	100%	
<b>Right-of-Way Maintenance &amp; Sidewalk Management</b>							
Funding Preference	-10%	-5%	0%	5%	10%	Total	
Raw #	4	8	51	34	35	132	
Result %	3%	6%	39%	26%	27%	100%	

Note: Percentages may not add due to rounding.

<b>HEALTH &amp; HOUSING</b>							
<b>Animal Shelter &amp; Pet Adoption Services</b>							
Funding Preference	-10%	-5%	0%	5%	10%	Total	
Raw #	15	16	68	21	12	132	
Result %	11%	12%	52%	16%	9%	100%	
<b>Disease Prevention &amp; Health Promotion Services</b>							
Funding Preference	-10%	-5%	0%	5%	10%	Total	
Raw #	7	11	85	16	13	132	
Result %	5%	8%	64%	12%	10%	100%	
<b>Quality of Life Initiatives</b>							
Funding Preference	-10%	-5%	0%	5%	10%	Total	
Raw #	12	11	67	27	15	132	
Result %	9%	8%	51%	20%	11%	100%	
<b>Youth/Family Services &amp; Workforce Development</b>							
Funding Preference	-10%	-5%	0%	5%	10%	Total	
Raw #	9	8	73	26	16	132	
Result %	7%	6%	55%	20%	12%	100%	
<b>Basic Needs, Transitional Housing, &amp; Permanent Supportive Housing</b>							
Funding Preference	-10%	-5%	0%	5%	10%	Total	
Raw #	9	7	55	34	27	132	
Result %	7%	5%	42%	26%	20%	100%	
<b>Behavioral &amp; Mental Health</b>							
Funding Preference	-10%	-5%	0%	5%	10%	Total	
Raw #	6	3	56	36	31	132	
Result %	5%	2%	42%	27%	23%	100%	
<b>Public Health Inspections</b>							
Funding Preference	-10%	-5%	0%	5%	10%	Total	
Raw #	6	13	99	6	8	132	
Result %	5%	10%	75%	5%	6%	100%	
<b>Rental/Owner/Buyer/Developer Assistance &amp; Community Development</b>							
Funding Preference	-10%	-5%	0%	5%	10%	Total	
Raw #	16	16	74	10	16	132	
Result %	12%	12%	56%	8%	12%	100%	

Note: Percentages may not add due to rounding.



<b>CLEAN COMMUNITY</b>							
<b>Litter Abatement &amp; Waste Diversion</b>							
Funding Preference	-10%	-5%	0%	5%	10%	Total	
Raw #	6	5	93	18	10	132	
Result %	5%	4%	70%	14%	8%	100%	
<b>Austin Code Case Investigations</b>							
Funding Preference	-10%	-5%	0%	5%	10%	Total	
Raw #	18	12	75	18	9	132	
Result %	14%	9%	57%	14%	7%	100%	
<b>Austin Code Licensing &amp; Registration Compliance</b>							
Funding Preference	-10%	-5%	0%	5%	10%	Total	
Raw #	18	10	80	14	10	132	
Result %	14%	8%	61%	11%	8%	100%	
<b>Trash and Recycling Collection Services</b>							
Funding Preference	-10%	-5%	0%	5%	10%	Total	
Raw #	4	7	80	28	13	132	
Result %	3%	5%	61%	21%	10%	100%	

<b>AUSTIN ENERGY</b>							
<b>Austin Energy Customer Care</b>							
Funding Preference	-10%	-5%	0%	5%	10%	Total	
Raw #	13	12	91	12	4	132	
Result %	10%	9%	69%	9%	3%	100%	
<b>Power Supply Operations</b>							
Funding Preference	-10%	-5%	0%	5%	10%	Total	
Raw #	9	12	100	7	4	132	
Result %	7%	9%	76%	5%	3%	100%	
<b>Energy Efficiency Programs</b>							
Funding Preference	-10%	-5%	0%	5%	10%	Total	
Raw #	10	8	58	32	24	132	
Result %	8%	6%	44%	24%	18%	100%	

Note: Percentages may not add due to rounding.

<b>AUSTIN WATER</b>						
<b>Water Environmental Affairs &amp; Conservation</b>						
<b>Funding Preference</b>	<b>-10%</b>	<b>-5%</b>	<b>0%</b>	<b>5%</b>	<b>10%</b>	<b>Total</b>
<b>Raw #</b>	9	6	84	19	14	132
<b>Result %</b>	7%	5%	64%	14%	11%	100%
<b>Water Delivery Services</b>						
<b>Funding Preference</b>	<b>-10%</b>	<b>-5%</b>	<b>0%</b>	<b>5%</b>	<b>10%</b>	<b>Total</b>
<b>Raw #</b>	4	6	105	14	3	132
<b>Result %</b>	3%	5%	80%	11%	2%	100%
<b>Water Treatment and Resource Management</b>						
<b>Funding Preference</b>	<b>-10%</b>	<b>-5%</b>	<b>0%</b>	<b>5%</b>	<b>10%</b>	<b>Total</b>
<b>Raw #</b>	6	2	101	15	8	132
<b>Result %</b>	5%	2%	77%	11%	6%	100%

<b>PARKS &amp; LIBRARIES</b>							
<b>Pools &amp; Aquatic Programming</b>							
Funding Preference	-10%	-5%	0%	5%	10%	Total	
Raw #	7	6	33	22	12	80	
Result %	9%	8%	41%	28%	15%	100%	
<b>Facility and Grounds Services &amp; Park Planning</b>							
Funding Preference	-10%	-5%	0%	5%	10%	Total	
Raw #	4	4	32	29	11	80	
Result %	5%	5%	40%	36%	14%	100%	
<b>Athletics &amp; Recreation Program Services</b>							
Funding Preference	-10%	-5%	0%	5%	10%	Total	
Raw #	4	9	41	16	10	80	
Result %	5%	11%	51%	20%	13%	100%	
<b>Forestry, Park Rangers, Nature &amp; Cultural Programs</b>							
Funding Preference	-10%	-5%	0%	5%	10%	Total	
Raw #	4	5	30	28	13	80	
Result %	5%	6%	38%	35%	16%	100%	
<b>Cemeteries</b>							
Funding Preference	-10%	-5%	0%	5%	10%	Total	
Raw #	10	15	40	9	6	80	
Result %	13%	19%	50%	11%	8%	100%	
<b>Library Materials Collection &amp; Acquisition</b>							
Funding Preference	-10%	-5%	0%	5%	10%	Total	
Raw #	4	6	38	22	10	80	
Result %	5%	8%	48%	28%	13%	100%	
<b>Library Programming &amp; Services</b>							
Funding Preference	-10%	-5%	0%	5%	10%	Total	
Raw #	6	3	41	19	11	80	
Result %	8%	4%	51%	24%	14%	100%	

Note: Percentages may not add due to rounding.

<b>PUBLIC SAFETY</b>							
<b>Emergency Communications: 9-1-1 Call Center</b>							
Funding Preference	-10%	-5%	0%	5%	10%	Total	
Raw #	2	4	46	19	9	80	
Result %	3%	5%	58%	24%	11%	100%	
<b>Police Investigations</b>							
Funding Preference	-10%	-5%	0%	5%	10%	Total	
Raw #	5	6	42	20	7	80	
Result %	6%	8%	53%	25%	9%	100%	
<b>Neighborhood-Based Policing / Patrol</b>							
Funding Preference	-10%	-5%	0%	5%	10%	Total	
Raw #	5	9	28	27	11	80	
Result %	6%	11%	35%	34%	14%	100%	
<b>Victim Services, Forensics, and Strategic Support</b>							
Funding Preference	-10%	-5%	0%	5%	10%	Total	
Raw #	3	8	47	15	7	80	
Result %	4%	10%	59%	19%	9%	100%	
<b>Emergency Medical Response Operations</b>							
Funding Preference	-10%	-5%	0%	5%	10%	Total	
Raw #	1	2	47	17	13	80	
Result %	1%	3%	59%	21%	16%	100%	
<b>EMS Community Relations &amp; Injury Prevention</b>							
Funding Preference	-10%	-5%	0%	5%	10%	Total	
Raw #	4	5	48	17	6	80	
Result %	5%	6%	60%	21%	8%	100%	
<b>Fire/Emergency Prevention &amp; Outreach</b>							
Funding Preference	-10%	-5%	0%	5%	10%	Total	
Raw #	4	7	50	15	4	80	
Result %	5%	9%	63%	19%	5%	100%	
<b>Fire/Emergency Response Operations</b>							
Funding Preference	-10%	-5%	0%	5%	10%	Total	
Raw #	2	3	50	18	7	80	
Result %	3%	4%	63%	23%	9%	100%	
<b>Municipal Court</b>							
Funding Preference	-10%	-5%	0%	5%	10%	Total	
Raw #	5	11	53	7	4	80	
Result %	6%	14%	66%	9%	5%	100%	
<b>Community Court</b>							
Funding Preference	-10%	-5%	0%	5%	10%	Total	
Raw #	6	7	52	10	5	80	
Result %	8%	9%	65%	13%	6%	100%	

Note: Percentages may not add due to rounding.

<b>PLANNING &amp; DEVELOPMENT</b>							
<b>Comprehensive Planning and Implementation</b>							
Funding Preference	-10%	-5%	0%	5%	10%	Total	
Raw #	3	6	45	15	11	80	
Result %	4%	8%	56%	19%	14%	100%	
<b>Annexation &amp; Zoning Case Management</b>							
Funding Preference	-10%	-5%	0%	5%	10%	Total	
Raw #	4	9	53	7	7	80	
Result %	5%	11%	66%	9%	9%	100%	
<b>One Stop Shop - Inspection, Plan Review, and Permits</b>							
Funding Preference	-10%	-5%	0%	5%	10%	Total	
Raw #	1	5	41	22	11	80	
Result %	1%	6%	51%	28%	14%	100%	

<b>ECONOMIC DEVELOPMENT</b>							
<b>Cultural Arts &amp; Music Entertainment</b>							
Funding Preference	-10%	-5%	0%	5%	10%	Total	
Raw #	3	6	38	19	14	80	
Result %	4%	8%	48%	24%	18%	100%	
<b>Global Business Recruitment &amp; Small Business Development</b>							
Funding Preference	-10%	-5%	0%	5%	10%	Total	
Raw #	5	14	42	11	8	80	
Result %	6%	18%	53%	14%	10%	100%	
<b>Redevelopment &amp; Commercial Stabilization</b>							
Funding Preference	-10%	-5%	0%	5%	10%	Total	
Raw #	9	9	45	11	6	80	
Result %	11%	11%	56%	14%	8%	100%	

<b>WATERSHED PROTECTION</b>							
<b>Flood Hazard Mitigation</b>							
Funding Preference	-10%	-5%	0%	5%	10%	Total	
Raw #	3	9	34	23	11	80	
Result %	4%	11%	43%	29%	14%	100%	
<b>Waterway Maintenance &amp; Stream Restoration</b>							
Funding Preference	-10%	-5%	0%	5%	10%	Total	
Raw #	2	6	41	21	10	80	
Result %	3%	8%	51%	26%	13%	100%	
<b>Water Quality Policy, Planning, and Protection</b>							
Funding Preference	-10%	-5%	0%	5%	10%	Total	
Raw #	3	4	44	18	11	80	
Result %	4%	5%	55%	23%	14%	100%	
<b>Transfer for Capital Improvement Projects</b>							
Funding Preference	-10%	-5%	0%	5%	10%	Total	
Raw #	3	4	44	18	11	80	
Result %	4%	5%	55%	23%	14%	100%	

<b>INFRASTRUCTURE &amp; TRANSPORTATION</b>							
<b>Transportation Arterial Management &amp; Traffic Signs and Markings</b>							
Funding Preference	-10%	-5%	0%	5%	10%	Total	
Raw #	3	2	42	23	10	80	
Result %	4%	3%	53%	29%	13%	100%	
<b>Bicycle Infrastructure Management &amp; Transportation Engineering</b>							
Funding Preference	-10%	-5%	0%	5%	10%	Total	
Raw #	9	11	26	16	18	80	
Result %	11%	14%	33%	20%	23%	100%	
<b>Street &amp; Bridge Preventive Maintenance and Repair</b>							
Funding Preference	-10%	-5%	0%	5%	10%	Total	
Raw #	2	0	34	27	17	80	
Result %	3%	0%	43%	34%	21%	100%	
<b>Right-of-Way Maintenance &amp; Sidewalk Management</b>							
Funding Preference	-10%	-5%	0%	5%	10%	Total	
Raw #	1	4	34	27	14	80	
Result %	1%	5%	43%	34%	18%	100%	

Note: Percentages may not add due to rounding.

<b>HEALTH &amp; HOUSING</b>							
<b>Animal Shelter &amp; Pet Adoption Services</b>							
Funding Preference	-10%	-5%	0%	5%	10%	Total	
Raw #	6	11	36	17	10	80	
Result %	8%	14%	45%	21%	13%	100%	
<b>Disease Prevention &amp; Health Promotion Services</b>							
Funding Preference	-10%	-5%	0%	5%	10%	Total	
Raw #	4	2	48	17	9	80	
Result %	5%	3%	60%	21%	11%	100%	
<b>Quality of Life Initiatives</b>							
Funding Preference	-10%	-5%	0%	5%	10%	Total	
Raw #	4	7	39	21	9	80	
Result %	5%	9%	49%	26%	11%	100%	
<b>Youth/Family Services &amp; Workforce Development</b>							
Funding Preference	-10%	-5%	0%	5%	10%	Total	
Raw #	4	4	35	22	15	80	
Result %	5%	5%	44%	28%	19%	100%	
<b>Basic Needs, Transitional Housing, &amp; Permanent Supportive Housing</b>							
Funding Preference	-10%	-5%	0%	5%	10%	Total	
Raw #	4	4	38	18	16	80	
Result %	5%	5%	48%	23%	20%	100%	
<b>Behavioral &amp; Mental Health</b>							
Funding Preference	-10%	-5%	0%	5%	10%	Total	
Raw #	1	2	35	19	23	80	
Result %	1%	3%	44%	24%	29%	100%	
<b>Public Health Inspections</b>							
Funding Preference	-10%	-5%	0%	5%	10%	Total	
Raw #	2	4	58	9	7	80	
Result %	3%	5%	73%	11%	9%	100%	
<b>Rental/Owner/Buyer/Developer Assistance &amp; Community Development</b>							
Funding Preference	-10%	-5%	0%	5%	10%	Total	
Raw #	6	8	45	10	11	80	
Result %	8%	10%	56%	13%	14%	100%	

Note: Percentages may not add due to rounding.

<b>CLEAN COMMUNITY</b>							
<b>Litter Abatement &amp; Waste Diversion</b>							
Funding Preference	-10%	-5%	0%	5%	10%	<b>Total</b>	
Raw #	4	3	53	14	6	80	
Result %	5%	4%	66%	18%	8%	100%	
<b>Austin Code Case Investigations</b>							
Funding Preference	-10%	-5%	0%	5%	10%	<b>Total</b>	
Raw #	7	7	42	16	8	80	
Result %	9%	9%	53%	20%	10%	100%	
<b>Austin Code Licensing &amp; Registration Compliance</b>							
Funding Preference	-10%	-5%	0%	5%	10%	<b>Total</b>	
Raw #	7	5	52	8	8	80	
Result %	9%	6%	65%	10%	10%	100%	
<b>Trash and Recycling Collection Services</b>							
Funding Preference	-10%	-5%	0%	5%	10%	<b>Total</b>	
Raw #	3	3	56	12	6	80	
Result %	4%	4%	70%	15%	8%	100%	

<b>AUSTIN ENERGY</b>							
<b>Austin Energy Customer Care</b>							
Funding Preference	-10%	-5%	0%	5%	10%	<b>Total</b>	
Raw #	4	5	60	7	4	80	
Result %	5%	6%	75%	9%	5%	100%	
<b>Power Supply Operations</b>							
Funding Preference	-10%	-5%	0%	5%	10%	<b>Total</b>	
Raw #	2	5	64	4	5	80	
Result %	3%	6%	80%	5%	6%	100%	
<b>Energy Efficiency Programs</b>							
Funding Preference	-10%	-5%	0%	5%	10%	<b>Total</b>	
Raw #	4	5	37	19	15	80	
Result %	5%	6%	46%	24%	19%	100%	

Note: Percentages may not add due to rounding.



<b>AUSTIN WATER</b>							
<b>Water Environmental Affairs &amp; Conservation</b>							
Funding Preference	-10%	-5%	0%	5%	10%	Total	
Raw #	3	4	50	14	9	80	
Result %	4%	5%	63%	18%	11%	100%	
<b>Water Delivery Services</b>							
Funding Preference	-10%	-5%	0%	5%	10%	Total	
Raw #	1	5	59	10	5	80	
Result %	1%	6%	74%	13%	6%	100%	
<b>Water Treatment and Resource Management</b>							
Funding Preference	-10%	-5%	0%	5%	10%	Total	
Raw #	0	4	54	15	7	80	
Result %	0%	5%	68%	19%	9%	100%	

Note: Percentages may not add due to rounding.

<b>PARKS &amp; LIBRARIES</b>							
<b>Pools &amp; Aquatic Programming</b>							
Funding Preference	-10%	-5%	0%	5%	10%	Total	
Raw #	1	14	55	24	15	109	
Result %	1%	13%	50%	22%	14%	100%	
<b>Facility and Grounds Services &amp; Park Planning</b>							
Funding Preference	-10%	-5%	0%	5%	10%	Total	
Raw #	4	5	49	40	11	109	
Result %	4%	5%	45%	37%	10%	100%	
<b>Athletics &amp; Recreation Program Services</b>							
Funding Preference	-10%	-5%	0%	5%	10%	Total	
Raw #	6	15	63	19	6	109	
Result %	6%	14%	58%	17%	6%	100%	
<b>Forestry, Park Rangers, Nature &amp; Cultural Programs</b>							
Funding Preference	-10%	-5%	0%	5%	10%	Total	
Raw #	4	6	51	34	14	109	
Result %	4%	6%	47%	31%	13%	100%	
<b>Cemeteries</b>							
Funding Preference	-10%	-5%	0%	5%	10%	Total	
Raw #	9	17	68	13	2	109	
Result %	8%	16%	62%	12%	2%	100%	
<b>Library Materials Collection &amp; Acquisition</b>							
Funding Preference	-10%	-5%	0%	5%	10%	Total	
Raw #	6	10	53	26	14	109	
Result %	6%	9%	49%	24%	13%	100%	
<b>Library Programming &amp; Services</b>							
Funding Preference	-10%	-5%	0%	5%	10%	Total	
Raw #	6	7	50	28	18	109	
Result %	6%	6%	46%	26%	17%	100%	

Note: Percentages may not add due to rounding.

<b>PUBLIC SAFETY</b>							
<b>Emergency Communications: 9-1-1 Call Center</b>							
Funding Preference	-10%	-5%	0%	5%	10%	Total	
Raw #	3	6	75	19	6	109	
Result %	3%	6%	69%	17%	6%	100%	
<b>Police Investigations</b>							
Funding Preference	-10%	-5%	0%	5%	10%	Total	
Raw #	6	9	72	14	8	109	
Result %	6%	8%	66%	13%	7%	100%	
<b>Neighborhood-Based Policing / Patrol</b>							
Funding Preference	-10%	-5%	0%	5%	10%	Total	
Raw #	5	12	54	26	12	109	
Result %	5%	11%	50%	24%	11%	100%	
<b>Victim Services, Forensics, and Strategic Support</b>							
Funding Preference	-10%	-5%	0%	5%	10%	Total	
Raw #	3	3	77	16	10	109	
Result %	3%	3%	71%	15%	9%	100%	
<b>Emergency Medical Response Operations</b>							
Funding Preference	-10%	-5%	0%	5%	10%	Total	
Raw #	3	2	76	22	6	109	
Result %	3%	2%	70%	20%	6%	100%	
<b>EMS Community Relations &amp; Injury Prevention</b>							
Funding Preference	-10%	-5%	0%	5%	10%	Total	
Raw #	4	6	81	15	3	109	
Result %	4%	6%	74%	14%	3%	100%	
<b>Fire/Emergency Prevention &amp; Outreach</b>							
Funding Preference	-10%	-5%	0%	5%	10%	Total	
Raw #	3	10	82	11	3	109	
Result %	3%	9%	75%	10%	3%	100%	
<b>Fire/Emergency Response Operations</b>							
Funding Preference	-10%	-5%	0%	5%	10%	Total	
Raw #	3	3	87	13	3	109	
Result %	3%	3%	80%	12%	3%	100%	
<b>Municipal Court</b>							
Funding Preference	-10%	-5%	0%	5%	10%	Total	
Raw #	5	9	84	7	4	109	
Result %	5%	8%	77%	6%	4%	100%	
<b>Community Court</b>							
Funding Preference	-10%	-5%	0%	5%	10%	Total	
Raw #	5	11	78	11	4	109	
Result %	5%	10%	72%	10%	4%	100%	

Note: Percentages may not add due to rounding.

<b>PLANNING &amp; DEVELOPMENT</b>						
<b>Comprehensive Planning and Implementation</b>						
Funding Preference	-10%	-5%	0%	5%	10%	Total
Raw #	9	8	61	21	10	109
Result %	8%	7%	56%	19%	9%	100%
<b>Annexation &amp; Zoning Case Management</b>						
Funding Preference	-10%	-5%	0%	5%	10%	Total
Raw #	9	14	70	12	4	109
Result %	8%	13%	64%	11%	4%	100%
<b>One Stop Shop - Inspection, Plan Review, and Permits</b>						
Funding Preference	-10%	-5%	0%	5%	10%	Total
Raw #	5	8	54	25	17	109
Result %	5%	7%	50%	23%	16%	100%

<b>ECONOMIC DEVELOPMENT</b>						
<b>Cultural Arts &amp; Music Entertainment</b>						
Funding Preference	-10%	-5%	0%	5%	10%	Total
Raw #	10	7	42	25	25	109
Result %	9%	6%	39%	23%	23%	100%
<b>Global Business Recruitment &amp; Small Business Development</b>						
Funding Preference	-10%	-5%	0%	5%	10%	Total
Raw #	15	21	52	16	5	109
Result %	14%	19%	48%	15%	5%	100%
<b>Redevelopment &amp; Commercial Stabilization</b>						
Funding Preference	-10%	-5%	0%	5%	10%	Total
Raw #	17	17	58	12	5	109
Result %	16%	16%	53%	11%	5%	100%

Note: Percentages may not add due to rounding.

<b>WATERSHED PROTECTION</b>							
<b>Flood Hazard Mitigation</b>							
Funding Preference	-10%	-5%	0%	5%	10%	Total	
Raw #	4	5	61	26	13	109	
Result %	4%	5%	56%	24%	12%	100%	
<b>Waterway Maintenance &amp; Stream Restoration</b>							
Funding Preference	-10%	-5%	0%	5%	10%	Total	
Raw #	5	5	58	29	12	109	
Result %	5%	5%	53%	27%	11%	100%	
<b>Water Quality Policy, Planning, and Protection</b>							
Funding Preference	-10%	-5%	0%	5%	10%	Total	
Raw #	3	3	59	28	16	109	
Result %	3%	3%	54%	26%	15%	100%	
<b>Transfer for Capital Improvement Projects</b>							
Funding Preference	-10%	-5%	0%	5%	10%	Total	
Raw #	3	3	59	28	16	109	
Result %	3%	3%	54%	26%	15%	100%	

<b>INFRASTRUCTURE &amp; TRANSPORTATION</b>							
<b>Transportation Arterial Management &amp; Traffic Signs and Markings</b>							
Funding Preference	-10%	-5%	0%	5%	10%	Total	
Raw #	4	9	52	25	19	109	
Result %	4%	8%	48%	23%	17%	100%	
<b>Bicycle Infrastructure Management &amp; Transportation Engineering</b>							
Funding Preference	-10%	-5%	0%	5%	10%	Total	
Raw #	10	13	18	18	50	109	
Result %	9%	12%	17%	17%	46%	100%	
<b>Street &amp; Bridge Preventive Maintenance and Repair</b>							
Funding Preference	-10%	-5%	0%	5%	10%	Total	
Raw #	4	2	46	32	25	109	
Result %	4%	2%	42%	29%	23%	100%	
<b>Right-of-Way Maintenance &amp; Sidewalk Management</b>							
Funding Preference	-10%	-5%	0%	5%	10%	Total	
Raw #	5	3	31	30	40	109	
Result %	5%	3%	28%	28%	37%	100%	

Note: Percentages may not add due to rounding.

<b>HEALTH &amp; HOUSING</b>							
<b>Animal Shelter &amp; Pet Adoption Services</b>							
Funding Preference	-10%	-5%	0%	5%	10%	Total	
Raw #	10	13	57	20	9	109	
Result %	9%	12%	52%	18%	8%	100%	
<b>Disease Prevention &amp; Health Promotion Services</b>							
Funding Preference	-10%	-5%	0%	5%	10%	Total	
Raw #	3	9	71	19	7	109	
Result %	3%	8%	65%	17%	6%	100%	
<b>Quality of Life Initiatives</b>							
Funding Preference	-10%	-5%	0%	5%	10%	Total	
Raw #	7	7	63	17	15	109	
Result %	6%	6%	58%	16%	14%	100%	
<b>Youth/Family Services &amp; Workforce Development</b>							
Funding Preference	-10%	-5%	0%	5%	10%	Total	
Raw #	6	6	63	22	12	109	
Result %	6%	6%	58%	20%	11%	100%	
<b>Basic Needs, Transitional Housing, &amp; Permanent Supportive Housing</b>							
Funding Preference	-10%	-5%	0%	5%	10%	Total	
Raw #	4	3	49	26	27	109	
Result %	4%	3%	45%	24%	25%	100%	
<b>Behavioral &amp; Mental Health</b>							
Funding Preference	-10%	-5%	0%	5%	10%	Total	
Raw #	2	0	47	26	34	109	
Result %	2%	0%	43%	24%	31%	100%	
<b>Public Health Inspections</b>							
Funding Preference	-10%	-5%	0%	5%	10%	Total	
Raw #	4	6	84	8	7	109	
Result %	4%	6%	77%	7%	6%	100%	
<b>Rental/Owner/Buyer/Developer Assistance &amp; Community Development</b>							
Funding Preference	-10%	-5%	0%	5%	10%	Total	
Raw #	7	11	65	13	13	109	
Result %	6%	10%	60%	12%	12%	100%	

Note: Percentages may not add due to rounding.

<b>CLEAN COMMUNITY</b>							
<b>Litter Abatement &amp; Waste Diversion</b>							
Funding Preference	-10%	-5%	0%	5%	10%	<b>Total</b>	
Raw #	4	4	68	25	8	109	
Result %	4%	4%	62%	23%	7%	100%	
<b>Austin Code Case Investigations</b>							
Funding Preference	-10%	-5%	0%	5%	10%	<b>Total</b>	
Raw #	11	15	67	14	2	109	
Result %	10%	14%	61%	13%	2%	100%	
<b>Austin Code Licensing &amp; Registration Compliance</b>							
Funding Preference	-10%	-5%	0%	5%	10%	<b>Total</b>	
Raw #	13	11	75	9	1	109	
Result %	12%	10%	69%	8%	1%	100%	
<b>Trash and Recycling Collection Services</b>							
Funding Preference	-10%	-5%	0%	5%	10%	<b>Total</b>	
Raw #	4	2	72	26	5	109	
Result %	4%	2%	66%	24%	5%	100%	

<b>AUSTIN ENERGY</b>							
<b>Austin Energy Customer Care</b>							
Funding Preference	-10%	-5%	0%	5%	10%	<b>Total</b>	
Raw #	5	12	82	7	3	109	
Result %	5%	11%	75%	6%	3%	100%	
<b>Power Supply Operations</b>							
Funding Preference	-10%	-5%	0%	5%	10%	<b>Total</b>	
Raw #	4	5	91	8	1	109	
Result %	4%	5%	83%	7%	1%	100%	
<b>Energy Efficiency Programs</b>							
Funding Preference	-10%	-5%	0%	5%	10%	<b>Total</b>	
Raw #	6	7	54	21	21	109	
Result %	6%	6%	50%	19%	19%	100%	

Note: Percentages may not add due to rounding.

<b>AUSTIN WATER</b>							
<b>Water Environmental Affairs &amp; Conservation</b>							
<b>Funding Preference</b>	<b>-10%</b>	<b>-5%</b>	<b>0%</b>	<b>5%</b>	<b>10%</b>	<b>Total</b>	
<b>Raw #</b>	4	7	72	10	16	109	
<b>Result %</b>	4%	6%	66%	9%	15%	100%	
<b>Water Delivery Services</b>							
<b>Funding Preference</b>	<b>-10%</b>	<b>-5%</b>	<b>0%</b>	<b>5%</b>	<b>10%</b>	<b>Total</b>	
<b>Raw #</b>	3	2	93	9	2	109	
<b>Result %</b>	3%	2%	85%	8%	2%	100%	
<b>Water Treatment and Resource Management</b>							
<b>Funding Preference</b>	<b>-10%</b>	<b>-5%</b>	<b>0%</b>	<b>5%</b>	<b>10%</b>	<b>Total</b>	
<b>Raw #</b>	2	1	85	12	9	109	
<b>Result %</b>	2%	1%	78%	11%	8%	100%	



<b>PARKS &amp; LIBRARIES</b>						
<b>Pools &amp; Aquatic Programming</b>						
Funding Preference	-10%	-5%	0%	5%	10%	Total
Raw #	8	7	35	11	11	72
Result %	11%	10%	49%	15%	15%	100%
<b>Facility and Grounds Services &amp; Park Planning</b>						
Funding Preference	-10%	-5%	0%	5%	10%	Total
Raw #	6	3	28	20	15	72
Result %	8%	4%	39%	28%	21%	100%
<b>Athletics &amp; Recreation Program Services</b>						
Funding Preference	-10%	-5%	0%	5%	10%	Total
Raw #	6	9	28	16	13	72
Result %	8%	13%	39%	22%	18%	100%
<b>Forestry, Park Rangers, Nature &amp; Cultural Programs</b>						
Funding Preference	-10%	-5%	0%	5%	10%	Total
Raw #	6	5	38	8	15	72
Result %	8%	7%	53%	11%	21%	100%
<b>Cemeteries</b>						
Funding Preference	-10%	-5%	0%	5%	10%	Total
Raw #	10	13	37	6	6	72
Result %	14%	18%	51%	8%	8%	100%
<b>Library Materials Collection &amp; Acquisition</b>						
Funding Preference	-10%	-5%	0%	5%	10%	Total
Raw #	7	2	33	19	11	72
Result %	10%	3%	46%	26%	15%	100%
<b>Library Programming &amp; Services</b>						
Funding Preference	-10%	-5%	0%	5%	10%	Total
Raw #	7	3	28	23	11	72
Result %	10%	4%	39%	32%	15%	100%

Note: Percentages may not add due to rounding.

<b>PUBLIC SAFETY</b>							
<b>Emergency Communications: 9-1-1 Call Center</b>							
Funding Preference	-10%	-5%	0%	5%	10%	Total	
Raw #	3	2	50	11	6	72	
Result %	4%	3%	69%	15%	8%	100%	
<b>Police Investigations</b>							
Funding Preference	-10%	-5%	0%	5%	10%	Total	
Raw #	8	7	38	15	4	72	
Result %	11%	10%	53%	21%	6%	100%	
<b>Neighborhood-Based Policing / Patrol</b>							
Funding Preference	-10%	-5%	0%	5%	10%	Total	
Raw #	9	7	34	18	4	72	
Result %	13%	10%	47%	25%	6%	100%	
<b>Victim Services, Forensics, and Strategic Support</b>							
Funding Preference	-10%	-5%	0%	5%	10%	Total	
Raw #	5	3	44	14	6	72	
Result %	7%	4%	61%	19%	8%	100%	
<b>Emergency Medical Response Operations</b>							
Funding Preference	-10%	-5%	0%	5%	10%	Total	
Raw #	3	3	46	15	5	72	
Result %	4%	4%	64%	21%	7%	100%	
<b>EMS Community Relations &amp; Injury Prevention</b>							
Funding Preference	-10%	-5%	0%	5%	10%	Total	
Raw #	5	11	45	5	6	72	
Result %	7%	15%	63%	7%	8%	100%	
<b>Fire/Emergency Prevention &amp; Outreach</b>							
Funding Preference	-10%	-5%	0%	5%	10%	Total	
Raw #	5	7	52	5	3	72	
Result %	7%	10%	72%	7%	4%	100%	
<b>Fire/Emergency Response Operations</b>							
Funding Preference	-10%	-5%	0%	5%	10%	Total	
Raw #	3	3	56	6	4	72	
Result %	4%	4%	78%	8%	6%	100%	
<b>Municipal Court</b>							
Funding Preference	-10%	-5%	0%	5%	10%	Total	
Raw #	8	5	53	2	4	72	
Result %	11%	7%	74%	3%	6%	100%	
<b>Community Court</b>							
Funding Preference	-10%	-5%	0%	5%	10%	Total	
Raw #	9	3	52	2	6	72	
Result %	13%	4%	72%	3%	8%	100%	

Note: Percentages may not add due to rounding.

<b>PLANNING &amp; DEVELOPMENT</b>						
<b>Comprehensive Planning and Implementation</b>						
Funding Preference	-10%	-5%	0%	5%	10%	Total
Raw #	8	5	47	6	6	72
Result %	11%	7%	65%	8%	8%	100%
<b>Annexation &amp; Zoning Case Management</b>						
Funding Preference	-10%	-5%	0%	5%	10%	Total
Raw #	9	10	48	2	3	72
Result %	13%	14%	67%	3%	4%	100%
<b>One Stop Shop - Inspection, Plan Review, and Permits</b>						
Funding Preference	-10%	-5%	0%	5%	10%	Total
Raw #	7	7	42	9	7	72
Result %	10%	10%	58%	13%	10%	100%

<b>ECONOMIC DEVELOPMENT</b>						
<b>Cultural Arts &amp; Music Entertainment</b>						
Funding Preference	-10%	-5%	0%	5%	10%	Total
Raw #	11	9	30	14	8	72
Result %	15%	13%	42%	19%	11%	100%
<b>Global Business Recruitment &amp; Small Business Development</b>						
Funding Preference	-10%	-5%	0%	5%	10%	Total
Raw #	13	18	36	3	2	72
Result %	18%	25%	50%	4%	3%	100%
<b>Redevelopment &amp; Commercial Stabilization</b>						
Funding Preference	-10%	-5%	0%	5%	10%	Total
Raw #	15	7	41	6	3	72
Result %	21%	10%	57%	8%	4%	100%

Note: Percentages may not add due to rounding.

<b>WATERSHED PROTECTION</b>							
<b>Flood Hazard Mitigation</b>							
Funding Preference	-10%	-5%	0%	5%	10%	<b>Total</b>	
Raw #	7	0	34	18	13	72	
Result %	10%	0%	47%	25%	18%	100%	
<b>Waterway Maintenance &amp; Stream Restoration</b>							
Funding Preference	-10%	-5%	0%	5%	10%	<b>Total</b>	
Raw #	7	1	39	14	11	72	
Result %	10%	1%	54%	19%	15%	100%	
<b>Water Quality Policy, Planning, and Protection</b>							
Funding Preference	-10%	-5%	0%	5%	10%	<b>Total</b>	
Raw #	5	0	38	17	12	72	
Result %	7%	0%	53%	24%	17%	100%	
<b>Transfer for Capital Improvement Projects</b>							
Funding Preference	-10%	-5%	0%	5%	10%	<b>Total</b>	
Raw #	5	0	38	17	12	72	
Result %	7%	0%	53%	24%	17%	100%	

<b>INFRASTRUCTURE &amp; TRANSPORTATION</b>							
<b>Transportation Arterial Management &amp; Traffic Signs and Markings</b>							
Funding Preference	-10%	-5%	0%	5%	10%	<b>Total</b>	
Raw #	5	1	35	22	9	72	
Result %	7%	1%	49%	31%	13%	100%	
<b>Bicycle Infrastructure Management &amp; Transportation Engineering</b>							
Funding Preference	-10%	-5%	0%	5%	10%	<b>Total</b>	
Raw #	9	2	27	17	17	72	
Result %	13%	3%	38%	24%	24%	100%	
<b>Street &amp; Bridge Preventive Maintenance and Repair</b>							
Funding Preference	-10%	-5%	0%	5%	10%	<b>Total</b>	
Raw #	4	0	36	25	7	72	
Result %	6%	0%	50%	35%	10%	100%	
<b>Right-of-Way Maintenance &amp; Sidewalk Management</b>							
Funding Preference	-10%	-5%	0%	5%	10%	<b>Total</b>	
Raw #	4	3	31	23	11	72	
Result %	6%	4%	43%	32%	15%	100%	

Note: Percentages may not add due to rounding.

<b>HEALTH &amp; HOUSING</b>							
<b>Animal Shelter &amp; Pet Adoption Services</b>							
Funding Preference	-10%	-5%	0%	5%	10%	Total	
Raw #	10	8	40	5	9	72	
Result %	14%	11%	56%	7%	13%	100%	
<b>Disease Prevention &amp; Health Promotion Services</b>							
Funding Preference	-10%	-5%	0%	5%	10%	Total	
Raw #	9	2	39	10	12	72	
Result %	13%	3%	54%	14%	17%	100%	
<b>Quality of Life Initiatives</b>							
Funding Preference	-10%	-5%	0%	5%	10%	Total	
Raw #	8	6	37	9	12	72	
Result %	11%	8%	51%	13%	17%	100%	
<b>Youth/Family Services &amp; Workforce Development</b>							
Funding Preference	-10%	-5%	0%	5%	10%	Total	
Raw #	8	2	32	19	11	72	
Result %	11%	3%	44%	26%	15%	100%	
<b>Basic Needs, Transitional Housing, &amp; Permanent Supportive Housing</b>							
Funding Preference	-10%	-5%	0%	5%	10%	Total	
Raw #	9	2	29	14	18	72	
Result %	13%	3%	40%	19%	25%	100%	
<b>Behavioral &amp; Mental Health</b>							
Funding Preference	-10%	-5%	0%	5%	10%	Total	
Raw #	9	0	26	19	18	72	
Result %	13%	0%	36%	26%	25%	100%	
<b>Public Health Inspections</b>							
Funding Preference	-10%	-5%	0%	5%	10%	Total	
Raw #	9	3	52	5	3	72	
Result %	13%	4%	72%	7%	4%	100%	
<b>Rental/Owner/Buyer/Developer Assistance &amp; Community Development</b>							
Funding Preference	-10%	-5%	0%	5%	10%	Total	
Raw #	10	2	41	13	6	72	
Result %	14%	3%	57%	18%	8%	100%	

Note: Percentages may not add due to rounding.

<b>CLEAN COMMUNITY</b>							
<b>Litter Abatement &amp; Waste Diversion</b>							
Funding Preference	-10%	-5%	0%	5%	10%	Total	
Raw #	6	1	50	9	6	72	
Result %	8%	1%	69%	13%	8%	100%	
<b>Austin Code Case Investigations</b>							
Funding Preference	-10%	-5%	0%	5%	10%	Total	
Raw #	13	7	40	9	3	72	
Result %	18%	10%	56%	13%	4%	100%	
<b>Austin Code Licensing &amp; Registration Compliance</b>							
Funding Preference	-10%	-5%	0%	5%	10%	Total	
Raw #	11	7	48	4	2	72	
Result %	15%	10%	67%	6%	3%	100%	
<b>Trash and Recycling Collection Services</b>							
Funding Preference	-10%	-5%	0%	5%	10%	Total	
Raw #	6	2	46	10	8	72	
Result %	8%	3%	64%	14%	11%	100%	

<b>AUSTIN ENERGY</b>							
<b>Austin Energy Customer Care</b>							
Funding Preference	-10%	-5%	0%	5%	10%	Total	
Raw #	7	4	55	3	3	72	
Result %	10%	6%	76%	4%	4%	100%	
<b>Power Supply Operations</b>							
Funding Preference	-10%	-5%	0%	5%	10%	Total	
Raw #	6	1	59	3	3	72	
Result %	8%	1%	82%	4%	4%	100%	
<b>Energy Efficiency Programs</b>							
Funding Preference	-10%	-5%	0%	5%	10%	Total	
Raw #	10	1	36	18	7	72	
Result %	14%	1%	50%	25%	10%	100%	

Note: Percentages may not add due to rounding.

<b>AUSTIN WATER</b>							
<b>Water Environmental Affairs &amp; Conservation</b>							
<b>Funding Preference</b>	<b>-10%</b>	<b>-5%</b>	<b>0%</b>	<b>5%</b>	<b>10%</b>	<b>Total</b>	
<b>Raw #</b>	7	1	43	8	13	72	
<b>Result %</b>	10%	1%	60%	11%	18%	100%	
<b>Water Delivery Services</b>							
<b>Funding Preference</b>	<b>-10%</b>	<b>-5%</b>	<b>0%</b>	<b>5%</b>	<b>10%</b>	<b>Total</b>	
<b>Raw #</b>	4	5	54	5	4	72	
<b>Result %</b>	6%	7%	75%	7%	6%	100%	
<b>Water Treatment and Resource Management</b>							
<b>Funding Preference</b>	<b>-10%</b>	<b>-5%</b>	<b>0%</b>	<b>5%</b>	<b>10%</b>	<b>Total</b>	
<b>Raw #</b>	4	7	48	6	7	72	
<b>Result %</b>	6%	10%	67%	8%	10%	100%	

Note: Percentages may not add due to rounding.

<b>PARKS &amp; LIBRARIES</b>							
<b>Pools &amp; Aquatic Programming</b>							
Funding Preference	-10%	-5%	0%	5%	10%	Total	
Raw #	6	27	78	33	8	152	
Result %	4%	18%	51%	22%	5%	100%	
<b>Facility and Grounds Services &amp; Park Planning</b>							
Funding Preference	-10%	-5%	0%	5%	10%	Total	
Raw #	6	14	75	43	14	152	
Result %	4%	9%	49%	28%	9%	100%	
<b>Athletics &amp; Recreation Program Services</b>							
Funding Preference	-10%	-5%	0%	5%	10%	Total	
Raw #	9	30	85	20	8	152	
Result %	6%	20%	56%	13%	5%	100%	
<b>Forestry, Park Rangers, Nature &amp; Cultural Programs</b>							
Funding Preference	-10%	-5%	0%	5%	10%	Total	
Raw #	7	16	78	39	12	152	
Result %	5%	11%	51%	26%	8%	100%	
<b>Cemeteries</b>							
Funding Preference	-10%	-5%	0%	5%	10%	Total	
Raw #	17	36	91	6	2	152	
Result %	11%	24%	60%	4%	1%	100%	
<b>Library Materials Collection &amp; Acquisition</b>							
Funding Preference	-10%	-5%	0%	5%	10%	Total	
Raw #	10	17	77	36	12	152	
Result %	7%	11%	51%	24%	8%	100%	
<b>Library Programming &amp; Services</b>							
Funding Preference	-10%	-5%	0%	5%	10%	Total	
Raw #	10	19	77	35	11	152	
Result %	7%	13%	51%	23%	7%	100%	

Note: Percentages may not add due to rounding.



<b>PUBLIC SAFETY</b>							
<b>Emergency Communications: 9-1-1 Call Center</b>							
Funding Preference	-10%	-5%	0%	5%	10%	Total	
Raw #	3	7	100	36	6	152	
Result %	2%	5%	66%	24%	4%	100%	
<b>Police Investigations</b>							
Funding Preference	-10%	-5%	0%	5%	10%	Total	
Raw #	8	9	93	36	6	152	
Result %	5%	6%	61%	24%	4%	100%	
<b>Neighborhood-Based Policing / Patrol</b>							
Funding Preference	-10%	-5%	0%	5%	10%	Total	
Raw #	9	11	81	42	9	152	
Result %	6%	7%	53%	28%	6%	100%	
<b>Victim Services, Forensics, and Strategic Support</b>							
Funding Preference	-10%	-5%	0%	5%	10%	Total	
Raw #	5	9	102	31	5	152	
Result %	3%	6%	67%	20%	3%	100%	
<b>Emergency Medical Response Operations</b>							
Funding Preference	-10%	-5%	0%	5%	10%	Total	
Raw #	3	8	98	36	7	152	
Result %	2%	5%	64%	24%	5%	100%	
<b>EMS Community Relations &amp; Injury Prevention</b>							
Funding Preference	-10%	-5%	0%	5%	10%	Total	
Raw #	3	18	111	18	2	152	
Result %	2%	12%	73%	12%	1%	100%	
<b>Fire/Emergency Prevention &amp; Outreach</b>							
Funding Preference	-10%	-5%	0%	5%	10%	Total	
Raw #	3	15	113	18	3	152	
Result %	2%	10%	74%	12%	2%	100%	
<b>Fire/Emergency Response Operations</b>							
Funding Preference	-10%	-5%	0%	5%	10%	Total	
Raw #	3	5	111	28	5	152	
Result %	2%	3%	73%	18%	3%	100%	
<b>Municipal Court</b>							
Funding Preference	-10%	-5%	0%	5%	10%	Total	
Raw #	5	16	119	10	2	152	
Result %	3%	11%	78%	7%	1%	100%	
<b>Community Court</b>							
Funding Preference	-10%	-5%	0%	5%	10%	Total	
Raw #	6	13	118	13	2	152	
Result %	4%	9%	78%	9%	1%	100%	

Note: Percentages may not add due to rounding.

<b>PLANNING &amp; DEVELOPMENT</b>							
<b>Comprehensive Planning and Implementation</b>							
Funding Preference	-10%	-5%	0%	5%	10%	Total	
Raw #	10	17	88	21	16	152	
Result %	7%	11%	58%	14%	11%	100%	
<b>Annexation &amp; Zoning Case Management</b>							
Funding Preference	-10%	-5%	0%	5%	10%	Total	
Raw #	14	21	104	9	4	152	
Result %	9%	14%	68%	6%	3%	100%	
<b>One Stop Shop - Inspection, Plan Review, and Permits</b>							
Funding Preference	-10%	-5%	0%	5%	10%	Total	
Raw #	13	10	85	26	18	152	
Result %	9%	7%	56%	17%	12%	100%	

<b>ECONOMIC DEVELOPMENT</b>							
<b>Cultural Arts &amp; Music Entertainment</b>							
Funding Preference	-10%	-5%	0%	5%	10%	Total	
Raw #	17	22	69	30	14	152	
Result %	11%	14%	45%	20%	9%	100%	
<b>Global Business Recruitment &amp; Small Business Development</b>							
Funding Preference	-10%	-5%	0%	5%	10%	Total	
Raw #	29	38	62	18	5	152	
Result %	19%	25%	41%	12%	3%	100%	
<b>Redevelopment &amp; Commercial Stabilization</b>							
Funding Preference	-10%	-5%	0%	5%	10%	Total	
Raw #	20	38	74	14	6	152	
Result %	13%	25%	49%	9%	4%	100%	

Note: Percentages may not add due to rounding.

<b>WATERSHED PROTECTION</b>							
<b>Flood Hazard Mitigation</b>							
Funding Preference	-10%	-5%	0%	5%	10%	<b>Total</b>	
Raw #	7	10	80	41	14	152	
Result %	5%	7%	53%	27%	9%	100%	
<b>Waterway Maintenance &amp; Stream Restoration</b>							
Funding Preference	-10%	-5%	0%	5%	10%	<b>Total</b>	
Raw #	8	4	95	36	9	152	
Result %	5%	3%	63%	24%	6%	100%	
<b>Water Quality Policy, Planning, and Protection</b>							
Funding Preference	-10%	-5%	0%	5%	10%	<b>Total</b>	
Raw #	6	5	93	39	9	152	
Result %	4%	3%	61%	26%	6%	100%	
<b>Transfer for Capital Improvement Projects</b>							
Funding Preference	-10%	-5%	0%	5%	10%	<b>Total</b>	
Raw #	6	5	93	39	9	152	
Result %	4%	3%	61%	26%	6%	100%	

<b>INFRASTRUCTURE &amp; TRANSPORTATION</b>							
<b>Transportation Arterial Management &amp; Traffic Signs and Markings</b>							
Funding Preference	-10%	-5%	0%	5%	10%	<b>Total</b>	
Raw #	4	9	79	37	23	152	
Result %	3%	6%	52%	24%	15%	100%	
<b>Bicycle Infrastructure Management &amp; Transportation Engineering</b>							
Funding Preference	-10%	-5%	0%	5%	10%	<b>Total</b>	
Raw #	19	16	65	21	31	152	
Result %	13%	11%	43%	14%	20%	100%	
<b>Street &amp; Bridge Preventive Maintenance and Repair</b>							
Funding Preference	-10%	-5%	0%	5%	10%	<b>Total</b>	
Raw #	3	4	79	40	26	152	
Result %	2%	3%	52%	26%	17%	100%	
<b>Right-of-Way Maintenance &amp; Sidewalk Management</b>							
Funding Preference	-10%	-5%	0%	5%	10%	<b>Total</b>	
Raw #	4	9	62	46	31	152	
Result %	3%	6%	41%	30%	20%	100%	

Note: Percentages may not add due to rounding.

<b>HEALTH &amp; HOUSING</b>							
<b>Animal Shelter &amp; Pet Adoption Services</b>							
Funding Preference	-10%	-5%	0%	5%	10%	<b>Total</b>	
Raw #	15	12	84	31	10	152	
Result %	10%	8%	55%	20%	7%	100%	
<b>Disease Prevention &amp; Health Promotion Services</b>							
Funding Preference	-10%	-5%	0%	5%	10%	<b>Total</b>	
Raw #	7	17	95	26	7	152	
Result %	5%	11%	63%	17%	5%	100%	
<b>Quality of Life Initiatives</b>							
Funding Preference	-10%	-5%	0%	5%	10%	<b>Total</b>	
Raw #	11	30	72	24	15	152	
Result %	7%	20%	47%	16%	10%	100%	
<b>Youth/Family Services &amp; Workforce Development</b>							
Funding Preference	-10%	-5%	0%	5%	10%	<b>Total</b>	
Raw #	8	18	90	25	11	152	
Result %	5%	12%	59%	16%	7%	100%	
<b>Basic Needs, Transitional Housing, &amp; Permanent Supportive Housing</b>							
Funding Preference	-10%	-5%	0%	5%	10%	<b>Total</b>	
Raw #	13	11	69	35	24	152	
Result %	9%	7%	45%	23%	16%	100%	
<b>Behavioral &amp; Mental Health</b>							
Funding Preference	-10%	-5%	0%	5%	10%	<b>Total</b>	
Raw #	6	4	64	39	39	152	
Result %	4%	3%	42%	26%	26%	100%	
<b>Public Health Inspections</b>							
Funding Preference	-10%	-5%	0%	5%	10%	<b>Total</b>	
Raw #	5	11	110	20	6	152	
Result %	3%	7%	72%	13%	4%	100%	
<b>Rental/Owner/Buyer/Developer Assistance &amp; Community Development</b>							
Funding Preference	-10%	-5%	0%	5%	10%	<b>Total</b>	
Raw #	16	20	85	17	14	152	
Result %	11%	13%	56%	11%	9%	100%	

Note: Percentages may not add due to rounding.

<b>CLEAN COMMUNITY</b>							
<b>Litter Abatement &amp; Waste Diversion</b>							
Funding Preference	-10%	-5%	0%	5%	10%	<b>Total</b>	
Raw #	9	12	104	17	10	152	
Result %	6%	8%	68%	11%	7%	100%	
<b>Austin Code Case Investigations</b>							
Funding Preference	-10%	-5%	0%	5%	10%	<b>Total</b>	
Raw #	11	15	92	24	10	152	
Result %	7%	10%	61%	16%	7%	100%	
<b>Austin Code Licensing &amp; Registration Compliance</b>							
Funding Preference	-10%	-5%	0%	5%	10%	<b>Total</b>	
Raw #	9	18	96	20	9	152	
Result %	6%	12%	63%	13%	6%	100%	
<b>Trash and Recycling Collection Services</b>							
Funding Preference	-10%	-5%	0%	5%	10%	<b>Total</b>	
Raw #	6	12	99	25	10	152	
Result %	4%	8%	65%	16%	7%	100%	

<b>AUSTIN ENERGY</b>							
<b>Austin Energy Customer Care</b>							
Funding Preference	-10%	-5%	0%	5%	10%	<b>Total</b>	
Raw #	9	13	115	10	5	152	
Result %	6%	9%	76%	7%	3%	100%	
<b>Power Supply Operations</b>							
Funding Preference	-10%	-5%	0%	5%	10%	<b>Total</b>	
Raw #	11	7	126	6	2	152	
Result %	7%	5%	83%	4%	1%	100%	
<b>Energy Efficiency Programs</b>							
Funding Preference	-10%	-5%	0%	5%	10%	<b>Total</b>	
Raw #	14	13	82	26	17	152	
Result %	9%	9%	54%	17%	11%	100%	

Note: Percentages may not add due to rounding.

<b>AUSTIN WATER</b>							
<b>Water Environmental Affairs &amp; Conservation</b>							
<b>Funding Preference</b>	<b>-10%</b>	<b>-5%</b>	<b>0%</b>	<b>5%</b>	<b>10%</b>	<b>Total</b>	
<b>Raw #</b>	10	16	86	25	15	152	
<b>Result %</b>	7%	11%	57%	16%	10%	100%	
<b>Water Delivery Services</b>							
<b>Funding Preference</b>	<b>-10%</b>	<b>-5%</b>	<b>0%</b>	<b>5%</b>	<b>10%</b>	<b>Total</b>	
<b>Raw #</b>	3	7	118	20	4	152	
<b>Result %</b>	2%	5%	78%	13%	3%	100%	
<b>Water Treatment and Resource Management</b>							
<b>Funding Preference</b>	<b>-10%</b>	<b>-5%</b>	<b>0%</b>	<b>5%</b>	<b>10%</b>	<b>Total</b>	
<b>Raw #</b>	4	8	106	28	6	152	
<b>Result %</b>	3%	5%	70%	18%	4%	100%	

<b>PARKS &amp; LIBRARIES</b>							
<b>Pools &amp; Aquatic Programming</b>							
Funding Preference	-10%	-5%	0%	5%	10%	Total	
Raw #	7	6	29	20	6	68	
Result %	10%	9%	43%	29%	9%	100%	
<b>Facility and Grounds Services &amp; Park Planning</b>							
Funding Preference	-10%	-5%	0%	5%	10%	Total	
Raw #	4	6	32	20	6	68	
Result %	6%	9%	47%	29%	9%	100%	
<b>Athletics &amp; Recreation Program Services</b>							
Funding Preference	-10%	-5%	0%	5%	10%	Total	
Raw #	8	7	31	17	5	68	
Result %	12%	10%	46%	25%	7%	100%	
<b>Forestry, Park Rangers, Nature &amp; Cultural Programs</b>							
Funding Preference	-10%	-5%	0%	5%	10%	Total	
Raw #	6	7	29	19	7	68	
Result %	9%	10%	43%	28%	10%	100%	
<b>Cemeteries</b>							
Funding Preference	-10%	-5%	0%	5%	10%	Total	
Raw #	9	14	37	7	1	68	
Result %	13%	21%	54%	10%	1%	100%	
<b>Library Materials Collection &amp; Acquisition</b>							
Funding Preference	-10%	-5%	0%	5%	10%	Total	
Raw #	8	10	25	20	5	68	
Result %	12%	15%	37%	29%	7%	100%	
<b>Library Programming &amp; Services</b>							
Funding Preference	-10%	-5%	0%	5%	10%	Total	
Raw #	8	9	29	18	4	68	
Result %	12%	13%	43%	26%	6%	100%	

Note: Percentages may not add due to rounding.

<b>PUBLIC SAFETY</b>							
<b>Emergency Communications: 9-1-1 Call Center</b>							
Funding Preference	-10%	-5%	0%	5%	10%	Total	
Raw #	2	2	40	14	10	68	
Result %	3%	3%	59%	21%	15%	100%	
<b>Police Investigations</b>							
Funding Preference	-10%	-5%	0%	5%	10%	Total	
Raw #	2	3	38	20	5	68	
Result %	3%	4%	56%	29%	7%	100%	
<b>Neighborhood-Based Policing / Patrol</b>							
Funding Preference	-10%	-5%	0%	5%	10%	Total	
Raw #	5	4	29	23	7	68	
Result %	7%	6%	43%	34%	10%	100%	
<b>Victim Services, Forensics, and Strategic Support</b>							
Funding Preference	-10%	-5%	0%	5%	10%	Total	
Raw #	2	5	38	15	8	68	
Result %	3%	7%	56%	22%	12%	100%	
<b>Emergency Medical Response Operations</b>							
Funding Preference	-10%	-5%	0%	5%	10%	Total	
Raw #	1	4	40	18	5	68	
Result %	1%	6%	59%	26%	7%	100%	
<b>EMS Community Relations &amp; Injury Prevention</b>							
Funding Preference	-10%	-5%	0%	5%	10%	Total	
Raw #	5	9	42	9	3	68	
Result %	7%	13%	62%	13%	4%	100%	
<b>Fire/Emergency Prevention &amp; Outreach</b>							
Funding Preference	-10%	-5%	0%	5%	10%	Total	
Raw #	6	10	38	10	4	68	
Result %	9%	15%	56%	15%	6%	100%	
<b>Fire/Emergency Response Operations</b>							
Funding Preference	-10%	-5%	0%	5%	10%	Total	
Raw #	3	1	42	17	5	68	
Result %	4%	1%	62%	25%	7%	100%	
<b>Municipal Court</b>							
Funding Preference	-10%	-5%	0%	5%	10%	Total	
Raw #	3	7	46	11	1	68	
Result %	4%	10%	68%	16%	1%	100%	
<b>Community Court</b>							
Funding Preference	-10%	-5%	0%	5%	10%	Total	
Raw #	6	7	44	10	1	68	
Result %	9%	10%	65%	15%	1%	100%	

Note: Percentages may not add due to rounding.



<b>PLANNING &amp; DEVELOPMENT</b>						
<b>Comprehensive Planning and Implementation</b>						
Funding Preference	-10%	-5%	0%	5%	10%	Total
Raw #	8	7	35	14	4	68
Result %	12%	10%	51%	21%	6%	100%
<b>Annexation &amp; Zoning Case Management</b>						
Funding Preference	-10%	-5%	0%	5%	10%	Total
Raw #	10	10	41	5	2	68
Result %	15%	15%	60%	7%	3%	100%
<b>One Stop Shop - Inspection, Plan Review, and Permits</b>						
Funding Preference	-10%	-5%	0%	5%	10%	Total
Raw #	6	5	41	14	2	68
Result %	9%	7%	60%	21%	3%	100%

<b>ECONOMIC DEVELOPMENT</b>						
<b>Cultural Arts &amp; Music Entertainment</b>						
Funding Preference	-10%	-5%	0%	5%	10%	Total
Raw #	16	14	24	10	4	68
Result %	24%	21%	35%	15%	6%	100%
<b>Global Business Recruitment &amp; Small Business Development</b>						
Funding Preference	-10%	-5%	0%	5%	10%	Total
Raw #	15	11	29	10	3	68
Result %	22%	16%	43%	15%	4%	100%
<b>Redevelopment &amp; Commercial Stabilization</b>						
Funding Preference	-10%	-5%	0%	5%	10%	Total
Raw #	14	9	34	9	2	68
Result %	21%	13%	50%	13%	3%	100%

Note: Percentages may not add due to rounding.

<b>WATERSHED PROTECTION</b>							
<b>Flood Hazard Mitigation</b>							
Funding Preference	-10%	-5%	0%	5%	10%	Total	
Raw #	6	3	38	14	7	68	
Result %	9%	4%	56%	21%	10%	100%	
<b>Waterway Maintenance &amp; Stream Restoration</b>							
Funding Preference	-10%	-5%	0%	5%	10%	Total	
Raw #	4	5	40	12	7	68	
Result %	6%	7%	59%	18%	10%	100%	
<b>Water Quality Policy, Planning, and Protection</b>							
Funding Preference	-10%	-5%	0%	5%	10%	Total	
Raw #	5	3	38	16	6	68	
Result %	7%	4%	56%	24%	9%	100%	
<b>Transfer for Capital Improvement Projects</b>							
Funding Preference	-10%	-5%	0%	5%	10%	Total	
Raw #	5	3	38	16	6	68	
Result %	7%	4%	56%	24%	9%	100%	

<b>INFRASTRUCTURE &amp; TRANSPORTATION</b>							
<b>Transportation Arterial Management &amp; Traffic Signs and Markings</b>							
Funding Preference	-10%	-5%	0%	5%	10%	Total	
Raw #	4	4	28	21	11	68	
Result %	6%	6%	41%	31%	16%	100%	
<b>Bicycle Infrastructure Management &amp; Transportation Engineering</b>							
Funding Preference	-10%	-5%	0%	5%	10%	Total	
Raw #	21	5	20	12	10	68	
Result %	31%	7%	29%	18%	15%	100%	
<b>Street &amp; Bridge Preventive Maintenance and Repair</b>							
Funding Preference	-10%	-5%	0%	5%	10%	Total	
Raw #	3	0	24	32	9	68	
Result %	4%	0%	35%	47%	13%	100%	
<b>Right-of-Way Maintenance &amp; Sidewalk Management</b>							
Funding Preference	-10%	-5%	0%	5%	10%	Total	
Raw #	4	3	27	28	6	68	
Result %	6%	4%	40%	41%	9%	100%	

Note: Percentages may not add due to rounding.

<b>HEALTH &amp; HOUSING</b>							
<b>Animal Shelter &amp; Pet Adoption Services</b>							
Funding Preference	-10%	-5%	0%	5%	10%	Total	
Raw #	10	6	33	12	7	68	
Result %	15%	9%	49%	18%	10%	100%	
<b>Disease Prevention &amp; Health Promotion Services</b>							
Funding Preference	-10%	-5%	0%	5%	10%	Total	
Raw #	7	7	39	10	5	68	
Result %	10%	10%	57%	15%	7%	100%	
<b>Quality of Life Initiatives</b>							
Funding Preference	-10%	-5%	0%	5%	10%	Total	
Raw #	12	10	33	10	3	68	
Result %	18%	15%	49%	15%	4%	100%	
<b>Youth/Family Services &amp; Workforce Development</b>							
Funding Preference	-10%	-5%	0%	5%	10%	Total	
Raw #	6	9	39	9	5	68	
Result %	9%	13%	57%	13%	7%	100%	
<b>Basic Needs, Transitional Housing, &amp; Permanent Supportive Housing</b>							
Funding Preference	-10%	-5%	0%	5%	10%	Total	
Raw #	11	5	35	13	4	68	
Result %	16%	7%	51%	19%	6%	100%	
<b>Behavioral &amp; Mental Health</b>							
Funding Preference	-10%	-5%	0%	5%	10%	Total	
Raw #	6	6	25	19	12	68	
Result %	9%	9%	37%	28%	18%	100%	
<b>Public Health Inspections</b>							
Funding Preference	-10%	-5%	0%	5%	10%	Total	
Raw #	5	2	44	15	2	68	
Result %	7%	3%	65%	22%	3%	100%	
<b>Rental/Owner/Buyer/Developer Assistance &amp; Community Development</b>							
Funding Preference	-10%	-5%	0%	5%	10%	Total	
Raw #	14	3	38	10	3	68	
Result %	21%	4%	56%	15%	4%	100%	

Note: Percentages may not add due to rounding.

<b>CLEAN COMMUNITY</b>							
<b>Litter Abatement &amp; Waste Diversion</b>							
Funding Preference	-10%	-5%	0%	5%	10%	<b>Total</b>	
Raw #	4	7	45	7	5	68	
Result %	6%	10%	66%	10%	7%	100%	
<b>Austin Code Case Investigations</b>							
Funding Preference	-10%	-5%	0%	5%	10%	<b>Total</b>	
Raw #	6	12	40	8	2	68	
Result %	9%	18%	59%	12%	3%	100%	
<b>Austin Code Licensing &amp; Registration Compliance</b>							
Funding Preference	-10%	-5%	0%	5%	10%	<b>Total</b>	
Raw #	5	11	46	4	2	68	
Result %	7%	16%	68%	6%	3%	100%	
<b>Trash and Recycling Collection Services</b>							
Funding Preference	-10%	-5%	0%	5%	10%	<b>Total</b>	
Raw #	8	3	44	11	2	68	
Result %	12%	4%	65%	16%	3%	100%	

<b>AUSTIN ENERGY</b>							
<b>Austin Energy Customer Care</b>							
Funding Preference	-10%	-5%	0%	5%	10%	<b>Total</b>	
Raw #	7	10	45	4	2	68	
Result %	10%	15%	66%	6%	3%	100%	
<b>Power Supply Operations</b>							
Funding Preference	-10%	-5%	0%	5%	10%	<b>Total</b>	
Raw #	6	3	53	5	1	68	
Result %	9%	4%	78%	7%	1%	100%	
<b>Energy Efficiency Programs</b>							
Funding Preference	-10%	-5%	0%	5%	10%	<b>Total</b>	
Raw #	9	8	41	7	3	68	
Result %	13%	12%	60%	10%	4%	100%	

Note: Percentages may not add due to rounding.

<b>AUSTIN WATER</b>							
<b>Water Environmental Affairs &amp; Conservation</b>							
<b>Funding Preference</b>	<b>-10%</b>	<b>-5%</b>	<b>0%</b>	<b>5%</b>	<b>10%</b>	<b>Total</b>	
<b>Raw #</b>	8	8	38	11	3	68	
<b>Result %</b>	12%	12%	56%	16%	4%	100%	
<b>Water Delivery Services</b>							
<b>Funding Preference</b>	<b>-10%</b>	<b>-5%</b>	<b>0%</b>	<b>5%</b>	<b>10%</b>	<b>Total</b>	
<b>Raw #</b>	5	3	48	9	3	68	
<b>Result %</b>	7%	4%	71%	13%	4%	100%	
<b>Water Treatment and Resource Management</b>							
<b>Funding Preference</b>	<b>-10%</b>	<b>-5%</b>	<b>0%</b>	<b>5%</b>	<b>10%</b>	<b>Total</b>	
<b>Raw #</b>	4	5	43	12	4	68	
<b>Result %</b>	6%	7%	63%	18%	6%	100%	

<b>PARKS &amp; LIBRARIES</b>							
<b>Pools &amp; Aquatic Programming</b>							
Funding Preference	-10%	-5%	0%	5%	10%	Total	
Raw #	17	18	57	34	15	141	
Result %	12%	13%	40%	24%	11%	100%	
<b>Facility and Grounds Services &amp; Park Planning</b>							
Funding Preference	-10%	-5%	0%	5%	10%	Total	
Raw #	9	9	67	41	15	141	
Result %	6%	6%	48%	29%	11%	100%	
<b>Athletics &amp; Recreation Program Services</b>							
Funding Preference	-10%	-5%	0%	5%	10%	Total	
Raw #	13	24	77	21	6	141	
Result %	9%	17%	55%	15%	4%	100%	
<b>Forestry, Park Rangers, Nature &amp; Cultural Programs</b>							
Funding Preference	-10%	-5%	0%	5%	10%	Total	
Raw #	13	13	69	34	12	141	
Result %	9%	9%	49%	24%	9%	100%	
<b>Cemeteries</b>							
Funding Preference	-10%	-5%	0%	5%	10%	Total	
Raw #	13	30	87	6	5	141	
Result %	9%	21%	62%	4%	4%	100%	
<b>Library Materials Collection &amp; Acquisition</b>							
Funding Preference	-10%	-5%	0%	5%	10%	Total	
Raw #	17	10	60	39	15	141	
Result %	12%	7%	43%	28%	11%	100%	
<b>Library Programming &amp; Services</b>							
Funding Preference	-10%	-5%	0%	5%	10%	Total	
Raw #	16	10	73	29	13	141	
Result %	11%	7%	52%	21%	9%	100%	

Note: Percentages may not add due to rounding.

<b>PUBLIC SAFETY</b>							
<b>Emergency Communications: 9-1-1 Call Center</b>							
Funding Preference	-10%	-5%	0%	5%	10%	Total	
Raw #	3	2	109	19	8	141	
Result %	2%	1%	77%	13%	6%	100%	
<b>Police Investigations</b>							
Funding Preference	-10%	-5%	0%	5%	10%	Total	
Raw #	5	9	90	29	8	141	
Result %	4%	6%	64%	21%	6%	100%	
<b>Neighborhood-Based Policing / Patrol</b>							
Funding Preference	-10%	-5%	0%	5%	10%	Total	
Raw #	8	10	73	42	8	141	
Result %	6%	7%	52%	30%	6%	100%	
<b>Victim Services, Forensics, and Strategic Support</b>							
Funding Preference	-10%	-5%	0%	5%	10%	Total	
Raw #	2	3	103	26	7	141	
Result %	1%	2%	73%	18%	5%	100%	
<b>Emergency Medical Response Operations</b>							
Funding Preference	-10%	-5%	0%	5%	10%	Total	
Raw #	2	0	105	31	3	141	
Result %	1%	0%	74%	22%	2%	100%	
<b>EMS Community Relations &amp; Injury Prevention</b>							
Funding Preference	-10%	-5%	0%	5%	10%	Total	
Raw #	5	12	104	16	4	141	
Result %	4%	9%	74%	11%	3%	100%	
<b>Fire/Emergency Prevention &amp; Outreach</b>							
Funding Preference	-10%	-5%	0%	5%	10%	Total	
Raw #	8	8	112	11	2	141	
Result %	6%	6%	79%	8%	1%	100%	
<b>Fire/Emergency Response Operations</b>							
Funding Preference	-10%	-5%	0%	5%	10%	Total	
Raw #	1	2	111	24	3	141	
Result %	1%	1%	79%	17%	2%	100%	
<b>Municipal Court</b>							
Funding Preference	-10%	-5%	0%	5%	10%	Total	
Raw #	5	12	113	9	2	141	
Result %	4%	9%	80%	6%	1%	100%	
<b>Community Court</b>							
Funding Preference	-10%	-5%	0%	5%	10%	Total	
Raw #	6	11	113	9	2	141	
Result %	4%	8%	80%	6%	1%	100%	

Note: Percentages may not add due to rounding.

<b>PLANNING &amp; DEVELOPMENT</b>							
<b>Comprehensive Planning and Implementation</b>							
Funding Preference	-10%	-5%	0%	5%	10%	Total	
Raw #	9	13	70	29	20	141	
Result %	6%	9%	50%	21%	14%	100%	
<b>Annexation &amp; Zoning Case Management</b>							
Funding Preference	-10%	-5%	0%	5%	10%	Total	
Raw #	14	19	84	19	5	141	
Result %	10%	13%	60%	13%	4%	100%	
<b>One Stop Shop - Inspection, Plan Review, and Permits</b>							
Funding Preference	-10%	-5%	0%	5%	10%	Total	
Raw #	8	5	71	41	16	141	
Result %	6%	4%	50%	29%	11%	100%	

<b>ECONOMIC DEVELOPMENT</b>							
<b>Cultural Arts &amp; Music Entertainment</b>							
Funding Preference	-10%	-5%	0%	5%	10%	Total	
Raw #	18	11	66	33	13	141	
Result %	13%	8%	47%	23%	9%	100%	
<b>Global Business Recruitment &amp; Small Business Development</b>							
Funding Preference	-10%	-5%	0%	5%	10%	Total	
Raw #	28	34	63	12	4	141	
Result %	20%	24%	45%	9%	3%	100%	
<b>Redevelopment &amp; Commercial Stabilization</b>							
Funding Preference	-10%	-5%	0%	5%	10%	Total	
Raw #	22	17	80	16	6	141	
Result %	16%	12%	57%	11%	4%	100%	



<b>WATERSHED PROTECTION</b>							
<b>Flood Hazard Mitigation</b>							
Funding Preference	-10%	-5%	0%	5%	10%	Total	
Raw #	5	7	81	35	13	141	
Result %	4%	5%	57%	25%	9%	100%	
<b>Waterway Maintenance &amp; Stream Restoration</b>							
Funding Preference	-10%	-5%	0%	5%	10%	Total	
Raw #	5	3	81	37	15	141	
Result %	4%	2%	57%	26%	11%	100%	
<b>Water Quality Policy, Planning, and Protection</b>							
Funding Preference	-10%	-5%	0%	5%	10%	Total	
Raw #	4	4	87	30	16	141	
Result %	3%	3%	62%	21%	11%	100%	
<b>Transfer for Capital Improvement Projects</b>							
Funding Preference	-10%	-5%	0%	5%	10%	Total	
Raw #	4	4	87	30	16	141	
Result %	3%	3%	62%	21%	11%	100%	

<b>INFRASTRUCTURE &amp; TRANSPORTATION</b>							
<b>Transportation Arterial Management &amp; Traffic Signs and Markings</b>							
Funding Preference	-10%	-5%	0%	5%	10%	Total	
Raw #	3	9	73	39	17	141	
Result %	2%	6%	52%	28%	12%	100%	
<b>Bicycle Infrastructure Management &amp; Transportation Engineering</b>							
Funding Preference	-10%	-5%	0%	5%	10%	Total	
Raw #	21	16	36	34	34	141	
Result %	15%	11%	26%	24%	24%	100%	
<b>Street &amp; Bridge Preventive Maintenance and Repair</b>							
Funding Preference	-10%	-5%	0%	5%	10%	Total	
Raw #	4	2	70	51	14	141	
Result %	3%	1%	50%	36%	10%	100%	
<b>Right-of-Way Maintenance &amp; Sidewalk Management</b>							
Funding Preference	-10%	-5%	0%	5%	10%	Total	
Raw #	7	7	54	41	32	141	
Result %	5%	5%	38%	29%	23%	100%	

Note: Percentages may not add due to rounding.

<b>HEALTH &amp; HOUSING</b>							
<b>Animal Shelter &amp; Pet Adoption Services</b>							
Funding Preference	-10%	-5%	0%	5%	10%	<b>Total</b>	
Raw #	12	11	86	26	6	141	
Result %	9%	8%	61%	18%	4%	100%	
<b>Disease Prevention &amp; Health Promotion Services</b>							
Funding Preference	-10%	-5%	0%	5%	10%	<b>Total</b>	
Raw #	10	11	89	22	9	141	
Result %	7%	8%	63%	16%	6%	100%	
<b>Quality of Life Initiatives</b>							
Funding Preference	-10%	-5%	0%	5%	10%	<b>Total</b>	
Raw #	15	22	75	19	10	141	
Result %	11%	16%	53%	13%	7%	100%	
<b>Youth/Family Services &amp; Workforce Development</b>							
Funding Preference	-10%	-5%	0%	5%	10%	<b>Total</b>	
Raw #	13	9	81	23	15	141	
Result %	9%	6%	57%	16%	11%	100%	
<b>Basic Needs, Transitional Housing, &amp; Permanent Supportive Housing</b>							
Funding Preference	-10%	-5%	0%	5%	10%	<b>Total</b>	
Raw #	12	8	66	29	26	141	
Result %	9%	6%	47%	21%	18%	100%	
<b>Behavioral &amp; Mental Health</b>							
Funding Preference	-10%	-5%	0%	5%	10%	<b>Total</b>	
Raw #	6	2	69	35	29	141	
Result %	4%	1%	49%	25%	21%	100%	
<b>Public Health Inspections</b>							
Funding Preference	-10%	-5%	0%	5%	10%	<b>Total</b>	
Raw #	7	8	111	10	5	141	
Result %	5%	6%	79%	7%	4%	100%	
<b>Rental/Owner/Buyer/Developer Assistance &amp; Community Development</b>							
Funding Preference	-10%	-5%	0%	5%	10%	<b>Total</b>	
Raw #	22	14	82	9	14	141	
Result %	16%	10%	58%	6%	10%	100%	

Note: Percentages may not add due to rounding.

<b>CLEAN COMMUNITY</b>							
<b>Litter Abatement &amp; Waste Diversion</b>							
Funding Preference	-10%	-5%	0%	5%	10%	<b>Total</b>	
Raw #	7	13	95	22	4	141	
Result %	5%	9%	67%	16%	3%	100%	
<b>Austin Code Case Investigations</b>							
Funding Preference	-10%	-5%	0%	5%	10%	<b>Total</b>	
Raw #	16	21	81	15	8	141	
Result %	11%	15%	57%	11%	6%	100%	
<b>Austin Code Licensing &amp; Registration Compliance</b>							
Funding Preference	-10%	-5%	0%	5%	10%	<b>Total</b>	
Raw #	14	18	90	13	6	141	
Result %	10%	13%	64%	9%	4%	100%	
<b>Trash and Recycling Collection Services</b>							
Funding Preference	-10%	-5%	0%	5%	10%	<b>Total</b>	
Raw #	6	6	100	24	5	141	
Result %	4%	4%	71%	17%	4%	100%	

<b>AUSTIN ENERGY</b>							
<b>Austin Energy Customer Care</b>							
Funding Preference	-10%	-5%	0%	5%	10%	<b>Total</b>	
Raw #	8	8	117	7	1	141	
Result %	6%	6%	83%	5%	1%	100%	
<b>Power Supply Operations</b>							
Funding Preference	-10%	-5%	0%	5%	10%	<b>Total</b>	
Raw #	3	9	121	6	2	141	
Result %	2%	6%	86%	4%	1%	100%	
<b>Energy Efficiency Programs</b>							
Funding Preference	-10%	-5%	0%	5%	10%	<b>Total</b>	
Raw #	13	8	74	32	14	141	
Result %	9%	6%	52%	23%	10%	100%	

Note: Percentages may not add due to rounding.

<b>AUSTIN WATER</b>							
<b>Water Environmental Affairs &amp; Conservation</b>							
<b>Funding Preference</b>	<b>-10%</b>	<b>-5%</b>	<b>0%</b>	<b>5%</b>	<b>10%</b>	<b>Total</b>	
<b>Raw #</b>	9	9	93	18	12	141	
<b>Result %</b>	6%	6%	66%	13%	9%	100%	
<b>Water Delivery Services</b>							
<b>Funding Preference</b>	<b>-10%</b>	<b>-5%</b>	<b>0%</b>	<b>5%</b>	<b>10%</b>	<b>Total</b>	
<b>Raw #</b>	4	7	118	9	3	141	
<b>Result %</b>	3%	5%	84%	6%	2%	100%	
<b>Water Treatment and Resource Management</b>							
<b>Funding Preference</b>	<b>-10%</b>	<b>-5%</b>	<b>0%</b>	<b>5%</b>	<b>10%</b>	<b>Total</b>	
<b>Raw #</b>	5	6	110	14	6	141	
<b>Result %</b>	4%	4%	78%	10%	4%	100%	

<b>PARKS &amp; LIBRARIES</b>							
<b>Pools &amp; Aquatic Programming</b>							
Funding Preference	-10%	-5%	0%	5%	10%	Total	
Raw #	8	23	47	27	7	112	
Result %	7%	21%	42%	24%	6%	100%	
<b>Facility and Grounds Services &amp; Park Planning</b>							
Funding Preference	-10%	-5%	0%	5%	10%	Total	
Raw #	5	15	50	36	6	112	
Result %	4%	13%	45%	32%	5%	100%	
<b>Athletics &amp; Recreation Program Services</b>							
Funding Preference	-10%	-5%	0%	5%	10%	Total	
Raw #	9	32	53	14	4	112	
Result %	8%	29%	47%	13%	4%	100%	
<b>Forestry, Park Rangers, Nature &amp; Cultural Programs</b>							
Funding Preference	-10%	-5%	0%	5%	10%	Total	
Raw #	9	15	58	26	4	112	
Result %	8%	13%	52%	23%	4%	100%	
<b>Cemeteries</b>							
Funding Preference	-10%	-5%	0%	5%	10%	Total	
Raw #	17	31	57	7	0	112	
Result %	15%	28%	51%	6%	0%	100%	
<b>Library Materials Collection &amp; Acquisition</b>							
Funding Preference	-10%	-5%	0%	5%	10%	Total	
Raw #	14	22	43	27	6	112	
Result %	13%	20%	38%	24%	5%	100%	
<b>Library Programming &amp; Services</b>							
Funding Preference	-10%	-5%	0%	5%	10%	Total	
Raw #	12	23	50	22	5	112	
Result %	11%	21%	45%	20%	4%	100%	

Note: Percentages may not add due to rounding.

<b>PUBLIC SAFETY</b>							
<b>Emergency Communications: 9-1-1 Call Center</b>							
Funding Preference	-10%	-5%	0%	5%	10%	Total	
Raw #	1	6	75	23	7	112	
Result %	1%	5%	67%	21%	6%	100%	
<b>Police Investigations</b>							
Funding Preference	-10%	-5%	0%	5%	10%	Total	
Raw #	3	9	69	21	10	112	
Result %	3%	8%	62%	19%	9%	100%	
<b>Neighborhood-Based Policing / Patrol</b>							
Funding Preference	-10%	-5%	0%	5%	10%	Total	
Raw #	5	9	62	29	7	112	
Result %	4%	8%	55%	26%	6%	100%	
<b>Victim Services, Forensics, and Strategic Support</b>							
Funding Preference	-10%	-5%	0%	5%	10%	Total	
Raw #	1	12	71	21	7	112	
Result %	1%	11%	63%	19%	6%	100%	
<b>Emergency Medical Response Operations</b>							
Funding Preference	-10%	-5%	0%	5%	10%	Total	
Raw #	1	4	67	35	5	112	
Result %	1%	4%	60%	31%	4%	100%	
<b>EMS Community Relations &amp; Injury Prevention</b>							
Funding Preference	-10%	-5%	0%	5%	10%	Total	
Raw #	5	18	73	12	4	112	
Result %	4%	16%	65%	11%	4%	100%	
<b>Fire/Emergency Prevention &amp; Outreach</b>							
Funding Preference	-10%	-5%	0%	5%	10%	Total	
Raw #	6	14	75	13	4	112	
Result %	5%	13%	67%	12%	4%	100%	
<b>Fire/Emergency Response Operations</b>							
Funding Preference	-10%	-5%	0%	5%	10%	Total	
Raw #	3	5	75	23	6	112	
Result %	3%	4%	67%	21%	5%	100%	
<b>Municipal Court</b>							
Funding Preference	-10%	-5%	0%	5%	10%	Total	
Raw #	8	9	81	10	4	112	
Result %	7%	8%	72%	9%	4%	100%	
<b>Community Court</b>							
Funding Preference	-10%	-5%	0%	5%	10%	Total	
Raw #	10	13	79	7	3	112	
Result %	9%	12%	71%	6%	3%	100%	

<b>PLANNING &amp; DEVELOPMENT</b>						
<b>Comprehensive Planning and Implementation</b>						
Funding Preference	-10%	-5%	0%	5%	10%	Total
Raw #	10	21	62	12	7	112
Result %	9%	19%	55%	11%	6%	100%
<b>Annexation &amp; Zoning Case Management</b>						
Funding Preference	-10%	-5%	0%	5%	10%	Total
Raw #	10	28	60	10	4	112
Result %	9%	25%	54%	9%	4%	100%
<b>One Stop Shop - Inspection, Plan Review, and Permits</b>						
Funding Preference	-10%	-5%	0%	5%	10%	Total
Raw #	4	11	59	24	14	112
Result %	4%	10%	53%	21%	13%	100%

<b>ECONOMIC DEVELOPMENT</b>						
<b>Cultural Arts &amp; Music Entertainment</b>						
Funding Preference	-10%	-5%	0%	5%	10%	Total
Raw #	21	28	41	10	12	112
Result %	19%	25%	37%	9%	11%	100%
<b>Global Business Recruitment &amp; Small Business Development</b>						
Funding Preference	-10%	-5%	0%	5%	10%	Total
Raw #	24	25	48	10	5	112
Result %	21%	22%	43%	9%	4%	100%
<b>Redevelopment &amp; Commercial Stabilization</b>						
Funding Preference	-10%	-5%	0%	5%	10%	Total
Raw #	21	21	55	12	3	112
Result %	19%	19%	49%	11%	3%	100%

<b>WATERSHED PROTECTION</b>							
<b>Flood Hazard Mitigation</b>							
Funding Preference	-10%	-5%	0%	5%	10%	Total	
Raw #	6	16	58	22	10	112	
Result %	5%	14%	52%	20%	9%	100%	
<b>Waterway Maintenance &amp; Stream Restoration</b>							
Funding Preference	-10%	-5%	0%	5%	10%	Total	
Raw #	6	10	65	17	14	112	
Result %	5%	9%	58%	15%	13%	100%	
<b>Water Quality Policy, Planning, and Protection</b>							
Funding Preference	-10%	-5%	0%	5%	10%	Total	
Raw #	7	16	60	19	10	112	
Result %	6%	14%	54%	17%	9%	100%	
<b>Transfer for Capital Improvement Projects</b>							
Funding Preference	-10%	-5%	0%	5%	10%	Total	
Raw #	7	16	60	19	10	112	
Result %	6%	14%	54%	17%	9%	100%	

<b>INFRASTRUCTURE &amp; TRANSPORTATION</b>							
<b>Transportation Arterial Management &amp; Traffic Signs and Markings</b>							
Funding Preference	-10%	-5%	0%	5%	10%	Total	
Raw #	2	5	48	35	22	112	
Result %	2%	4%	43%	31%	20%	100%	
<b>Bicycle Infrastructure Management &amp; Transportation Engineering</b>							
Funding Preference	-10%	-5%	0%	5%	10%	Total	
Raw #	26	16	37	20	13	112	
Result %	23%	14%	33%	18%	12%	100%	
<b>Street &amp; Bridge Preventive Maintenance and Repair</b>							
Funding Preference	-10%	-5%	0%	5%	10%	Total	
Raw #	2	4	46	41	19	112	
Result %	2%	4%	41%	37%	17%	100%	
<b>Right-of-Way Maintenance &amp; Sidewalk Management</b>							
Funding Preference	-10%	-5%	0%	5%	10%	Total	
Raw #	5	9	56	27	15	112	
Result %	4%	8%	50%	24%	13%	100%	

Note: Percentages may not add due to rounding.



<b>HEALTH &amp; HOUSING</b>							
<b>Animal Shelter &amp; Pet Adoption Services</b>							
Funding Preference	-10%	-5%	0%	5%	10%	<b>Total</b>	
Raw #	11	15	60	20	6	112	
Result %	10%	13%	54%	18%	5%	100%	
<b>Disease Prevention &amp; Health Promotion Services</b>							
Funding Preference	-10%	-5%	0%	5%	10%	<b>Total</b>	
Raw #	9	19	62	16	6	112	
Result %	8%	17%	55%	14%	5%	100%	
<b>Quality of Life Initiatives</b>							
Funding Preference	-10%	-5%	0%	5%	10%	<b>Total</b>	
Raw #	18	22	56	11	5	112	
Result %	16%	20%	50%	10%	4%	100%	
<b>Youth/Family Services &amp; Workforce Development</b>							
Funding Preference	-10%	-5%	0%	5%	10%	<b>Total</b>	
Raw #	12	19	63	13	5	112	
Result %	11%	17%	56%	12%	4%	100%	
<b>Basic Needs, Transitional Housing, &amp; Permanent Supportive Housing</b>							
Funding Preference	-10%	-5%	0%	5%	10%	<b>Total</b>	
Raw #	17	12	61	16	6	112	
Result %	15%	11%	54%	14%	5%	100%	
<b>Behavioral &amp; Mental Health</b>							
Funding Preference	-10%	-5%	0%	5%	10%	<b>Total</b>	
Raw #	5	9	49	33	16	112	
Result %	4%	8%	44%	29%	14%	100%	
<b>Public Health Inspections</b>							
Funding Preference	-10%	-5%	0%	5%	10%	<b>Total</b>	
Raw #	6	11	78	13	4	112	
Result %	5%	10%	70%	12%	4%	100%	
<b>Rental/Owner/Buyer/Developer Assistance &amp; Community Development</b>							
Funding Preference	-10%	-5%	0%	5%	10%	<b>Total</b>	
Raw #	19	22	64	5	2	112	
Result %	17%	20%	57%	4%	2%	100%	

Note: Percentages may not add due to rounding.

<b>CLEAN COMMUNITY</b>							
<b>Litter Abatement &amp; Waste Diversion</b>							
Funding Preference	-10%	-5%	0%	5%	10%	Total	
Raw #	10	14	68	13	7	112	
Result %	9%	13%	61%	12%	6%	100%	
<b>Austin Code Case Investigations</b>							
Funding Preference	-10%	-5%	0%	5%	10%	Total	
Raw #	18	15	63	15	1	112	
Result %	16%	13%	56%	13%	1%	100%	
<b>Austin Code Licensing &amp; Registration Compliance</b>							
Funding Preference	-10%	-5%	0%	5%	10%	Total	
Raw #	20	20	56	15	1	112	
Result %	18%	18%	50%	13%	1%	100%	
<b>Trash and Recycling Collection Services</b>							
Funding Preference	-10%	-5%	0%	5%	10%	Total	
Raw #	11	13	65	21	2	112	
Result %	10%	12%	58%	19%	2%	100%	

<b>AUSTIN ENERGY</b>							
<b>Austin Energy Customer Care</b>							
Funding Preference	-10%	-5%	0%	5%	10%	Total	
Raw #	10	12	82	5	3	112	
Result %	9%	11%	73%	4%	3%	100%	
<b>Power Supply Operations</b>							
Funding Preference	-10%	-5%	0%	5%	10%	Total	
Raw #	8	10	86	7	1	112	
Result %	7%	9%	77%	6%	1%	100%	
<b>Energy Efficiency Programs</b>							
Funding Preference	-10%	-5%	0%	5%	10%	Total	
Raw #	18	11	59	13	11	112	
Result %	16%	10%	53%	12%	10%	100%	

Note: Percentages may not add due to rounding.

<b>AUSTIN WATER</b>							
<b>Water Environmental Affairs &amp; Conservation</b>							
<b>Funding Preference</b>	<b>-10%</b>	<b>-5%</b>	<b>0%</b>	<b>5%</b>	<b>10%</b>	<b>Total</b>	
<b>Raw #</b>	16	13	63	11	9	112	
<b>Result %</b>	14%	12%	56%	10%	8%	100%	
<b>Water Delivery Services</b>							
<b>Funding Preference</b>	<b>-10%</b>	<b>-5%</b>	<b>0%</b>	<b>5%</b>	<b>10%</b>	<b>Total</b>	
<b>Raw #</b>	7	11	78	13	3	112	
<b>Result %</b>	6%	10%	70%	12%	3%	100%	
<b>Water Treatment and Resource Management</b>							
<b>Funding Preference</b>	<b>-10%</b>	<b>-5%</b>	<b>0%</b>	<b>5%</b>	<b>10%</b>	<b>Total</b>	
<b>Raw #</b>	7	11	78	11	5	112	
<b>Result %</b>	6%	10%	70%	10%	4%	100%	

<b>PARKS &amp; LIBRARIES</b>							
<b>Pools &amp; Aquatic Programming</b>							
Funding Preference	-10%	-5%	0%	5%	10%	Total	
Raw #	6	16	69	53	17	161	
Result %	4%	10%	43%	33%	11%	100%	
<b>Facility and Grounds Services &amp; Park Planning</b>							
Funding Preference	-10%	-5%	0%	5%	10%	Total	
Raw #	4	7	65	60	25	161	
Result %	2%	4%	40%	37%	16%	100%	
<b>Athletics &amp; Recreation Program Services</b>							
Funding Preference	-10%	-5%	0%	5%	10%	Total	
Raw #	6	22	96	27	10	161	
Result %	4%	14%	60%	17%	6%	100%	
<b>Forestry, Park Rangers, Nature &amp; Cultural Programs</b>							
Funding Preference	-10%	-5%	0%	5%	10%	Total	
Raw #	4	9	81	41	26	161	
Result %	2%	6%	50%	25%	16%	100%	
<b>Cemeteries</b>							
Funding Preference	-10%	-5%	0%	5%	10%	Total	
Raw #	18	31	99	10	3	161	
Result %	11%	19%	61%	6%	2%	100%	
<b>Library Materials Collection &amp; Acquisition</b>							
Funding Preference	-10%	-5%	0%	5%	10%	Total	
Raw #	5	15	82	38	21	161	
Result %	3%	9%	51%	24%	13%	100%	
<b>Library Programming &amp; Services</b>							
Funding Preference	-10%	-5%	0%	5%	10%	Total	
Raw #	6	14	72	47	22	161	
Result %	4%	9%	45%	29%	14%	100%	

Note: Percentages may not add due to rounding.

<b>PUBLIC SAFETY</b>							
<b>Emergency Communications: 9-1-1 Call Center</b>							
Funding Preference	-10%	-5%	0%	5%	10%	Total	
Raw #	2	3	112	34	10	161	
Result %	1%	2%	70%	21%	6%	100%	
<b>Police Investigations</b>							
Funding Preference	-10%	-5%	0%	5%	10%	Total	
Raw #	6	12	100	35	8	161	
Result %	4%	7%	62%	22%	5%	100%	
<b>Neighborhood-Based Policing / Patrol</b>							
Funding Preference	-10%	-5%	0%	5%	10%	Total	
Raw #	8	17	88	31	17	161	
Result %	5%	11%	55%	19%	11%	100%	
<b>Victim Services, Forensics, and Strategic Support</b>							
Funding Preference	-10%	-5%	0%	5%	10%	Total	
Raw #	4	9	109	25	14	161	
Result %	2%	6%	68%	16%	9%	100%	
<b>Emergency Medical Response Operations</b>							
Funding Preference	-10%	-5%	0%	5%	10%	Total	
Raw #	2	4	116	30	9	161	
Result %	1%	2%	72%	19%	6%	100%	
<b>EMS Community Relations &amp; Injury Prevention</b>							
Funding Preference	-10%	-5%	0%	5%	10%	Total	
Raw #	7	15	116	18	5	161	
Result %	4%	9%	72%	11%	3%	100%	
<b>Fire/Emergency Prevention &amp; Outreach</b>							
Funding Preference	-10%	-5%	0%	5%	10%	Total	
Raw #	6	11	125	13	6	161	
Result %	4%	7%	78%	8%	4%	100%	
<b>Fire/Emergency Response Operations</b>							
Funding Preference	-10%	-5%	0%	5%	10%	Total	
Raw #	3	3	123	21	11	161	
Result %	2%	2%	76%	13%	7%	100%	
<b>Municipal Court</b>							
Funding Preference	-10%	-5%	0%	5%	10%	Total	
Raw #	13	10	119	13	6	161	
Result %	8%	6%	74%	8%	4%	100%	
<b>Community Court</b>							
Funding Preference	-10%	-5%	0%	5%	10%	Total	
Raw #	10	8	122	16	5	161	
Result %	6%	5%	76%	10%	3%	100%	

Note: Percentages may not add due to rounding.

<b>PLANNING &amp; DEVELOPMENT</b>							
<b>Comprehensive Planning and Implementation</b>							
Funding Preference	-10%	-5%	0%	5%	10%	Total	
Raw #	7	12	85	36	21	161	
Result %	4%	7%	53%	22%	13%	100%	
<b>Annexation &amp; Zoning Case Management</b>							
Funding Preference	-10%	-5%	0%	5%	10%	Total	
Raw #	4	20	110	19	8	161	
Result %	2%	12%	68%	12%	5%	100%	
<b>One Stop Shop - Inspection, Plan Review, and Permits</b>							
Funding Preference	-10%	-5%	0%	5%	10%	Total	
Raw #	2	10	91	33	25	161	
Result %	1%	6%	57%	20%	16%	100%	

<b>ECONOMIC DEVELOPMENT</b>							
<b>Cultural Arts &amp; Music Entertainment</b>							
Funding Preference	-10%	-5%	0%	5%	10%	Total	
Raw #	13	17	75	29	27	161	
Result %	8%	11%	47%	18%	17%	100%	
<b>Global Business Recruitment &amp; Small Business Development</b>							
Funding Preference	-10%	-5%	0%	5%	10%	Total	
Raw #	29	29	73	19	11	161	
Result %	18%	18%	45%	12%	7%	100%	
<b>Redevelopment &amp; Commercial Stabilization</b>							
Funding Preference	-10%	-5%	0%	5%	10%	Total	
Raw #	18	30	86	14	13	161	
Result %	11%	19%	53%	9%	8%	100%	

Note: Percentages may not add due to rounding.

<b>WATERSHED PROTECTION</b>							
<b>Flood Hazard Mitigation</b>							
Funding Preference	-10%	-5%	0%	5%	10%	Total	
Raw #	5	5	90	38	23	161	
Result %	3%	3%	56%	24%	14%	100%	
<b>Waterway Maintenance &amp; Stream Restoration</b>							
Funding Preference	-10%	-5%	0%	5%	10%	Total	
Raw #	3	1	90	45	22	161	
Result %	2%	1%	56%	28%	14%	100%	
<b>Water Quality Policy, Planning, and Protection</b>							
Funding Preference	-10%	-5%	0%	5%	10%	Total	
Raw #	2	6	91	39	23	161	
Result %	1%	4%	57%	24%	14%	100%	
<b>Transfer for Capital Improvement Projects</b>							
Funding Preference	-10%	-5%	0%	5%	10%	Total	
Raw #	2	6	91	39	23	161	
Result %	1%	4%	57%	24%	14%	100%	

<b>INFRASTRUCTURE &amp; TRANSPORTATION</b>							
<b>Transportation Arterial Management &amp; Traffic Signs and Markings</b>							
Funding Preference	-10%	-5%	0%	5%	10%	Total	
Raw #	5	5	80	42	29	161	
Result %	3%	3%	50%	26%	18%	100%	
<b>Bicycle Infrastructure Management &amp; Transportation Engineering</b>							
Funding Preference	-10%	-5%	0%	5%	10%	Total	
Raw #	13	8	38	46	56	161	
Result %	8%	5%	24%	29%	35%	100%	
<b>Street &amp; Bridge Preventive Maintenance and Repair</b>							
Funding Preference	-10%	-5%	0%	5%	10%	Total	
Raw #	2	3	65	54	37	161	
Result %	1%	2%	40%	34%	23%	100%	
<b>Right-of-Way Maintenance &amp; Sidewalk Management</b>							
Funding Preference	-10%	-5%	0%	5%	10%	Total	
Raw #	2	1	58	46	54	161	
Result %	1%	1%	36%	29%	34%	100%	

Note: Percentages may not add due to rounding.

<b>HEALTH &amp; HOUSING</b>							
<b>Animal Shelter &amp; Pet Adoption Services</b>							
Funding Preference	-10%	-5%	0%	5%	10%	<b>Total</b>	
Raw #	16	23	86	21	15	161	
Result %	10%	14%	53%	13%	9%	100%	
<b>Disease Prevention &amp; Health Promotion Services</b>							
Funding Preference	-10%	-5%	0%	5%	10%	<b>Total</b>	
Raw #	5	8	97	35	16	161	
Result %	3%	5%	60%	22%	10%	100%	
<b>Quality of Life Initiatives</b>							
Funding Preference	-10%	-5%	0%	5%	10%	<b>Total</b>	
Raw #	10	14	85	36	16	161	
Result %	6%	9%	53%	22%	10%	100%	
<b>Youth/Family Services &amp; Workforce Development</b>							
Funding Preference	-10%	-5%	0%	5%	10%	<b>Total</b>	
Raw #	6	15	84	33	23	161	
Result %	4%	9%	52%	20%	14%	100%	
<b>Basic Needs, Transitional Housing, &amp; Permanent Supportive Housing</b>							
Funding Preference	-10%	-5%	0%	5%	10%	<b>Total</b>	
Raw #	11	11	58	37	44	161	
Result %	7%	7%	36%	23%	27%	100%	
<b>Behavioral &amp; Mental Health</b>							
Funding Preference	-10%	-5%	0%	5%	10%	<b>Total</b>	
Raw #	5	1	60	51	44	161	
Result %	3%	1%	37%	32%	27%	100%	
<b>Public Health Inspections</b>							
Funding Preference	-10%	-5%	0%	5%	10%	<b>Total</b>	
Raw #	2	6	118	19	16	161	
Result %	1%	4%	73%	12%	10%	100%	
<b>Rental/Owner/Buyer/Developer Assistance &amp; Community Development</b>							
Funding Preference	-10%	-5%	0%	5%	10%	<b>Total</b>	
Raw #	16	16	87	22	20	161	
Result %	10%	10%	54%	14%	12%	100%	

Note: Percentages may not add due to rounding.



<b>CLEAN COMMUNITY</b>							
<b>Litter Abatement &amp; Waste Diversion</b>							
Funding Preference	-10%	-5%	0%	5%	10%	<b>Total</b>	
Raw #	3	8	107	30	13	161	
Result %	2%	5%	66%	19%	8%	100%	
<b>Austin Code Case Investigations</b>							
Funding Preference	-10%	-5%	0%	5%	10%	<b>Total</b>	
Raw #	16	15	109	13	8	161	
Result %	10%	9%	68%	8%	5%	100%	
<b>Austin Code Licensing &amp; Registration Compliance</b>							
Funding Preference	-10%	-5%	0%	5%	10%	<b>Total</b>	
Raw #	14	16	114	12	5	161	
Result %	9%	10%	71%	7%	3%	100%	
<b>Trash and Recycling Collection Services</b>							
Funding Preference	-10%	-5%	0%	5%	10%	<b>Total</b>	
Raw #	5	6	100	35	15	161	
Result %	3%	4%	62%	22%	9%	100%	

<b>AUSTIN ENERGY</b>							
<b>Austin Energy Customer Care</b>							
Funding Preference	-10%	-5%	0%	5%	10%	<b>Total</b>	
Raw #	2	13	130	13	3	161	
Result %	1%	8%	81%	8%	2%	100%	
<b>Power Supply Operations</b>							
Funding Preference	-10%	-5%	0%	5%	10%	<b>Total</b>	
Raw #	2	7	131	16	5	161	
Result %	1%	4%	81%	10%	3%	100%	
<b>Energy Efficiency Programs</b>							
Funding Preference	-10%	-5%	0%	5%	10%	<b>Total</b>	
Raw #	14	8	73	40	26	161	
Result %	9%	5%	45%	25%	16%	100%	

Note: Percentages may not add due to rounding.

<b>AUSTIN WATER</b>							
<b>Water Environmental Affairs &amp; Conservation</b>							
<b>Funding Preference</b>	<b>-10%</b>	<b>-5%</b>	<b>0%</b>	<b>5%</b>	<b>10%</b>	<b>Total</b>	
<b>Raw #</b>	4	6	89	39	23	161	
<b>Result %</b>	2%	4%	55%	24%	14%	100%	
<b>Water Delivery Services</b>							
<b>Funding Preference</b>	<b>-10%</b>	<b>-5%</b>	<b>0%</b>	<b>5%</b>	<b>10%</b>	<b>Total</b>	
<b>Raw #</b>	0	6	129	17	9	161	
<b>Result %</b>	0%	4%	80%	11%	6%	100%	
<b>Water Treatment and Resource Management</b>							
<b>Funding Preference</b>	<b>-10%</b>	<b>-5%</b>	<b>0%</b>	<b>5%</b>	<b>10%</b>	<b>Total</b>	
<b>Raw #</b>	0	4	114	23	20	161	
<b>Result %</b>	0%	2%	71%	14%	12%	100%	

Note: Percentages may not add due to rounding.

<b>PARKS &amp; LIBRARIES</b>							
<b>Pools &amp; Aquatic Programming</b>							
Funding Preference	-10%	-5%	0%	5%	10%	Total	
Raw #	17	20	63	20	2	122	
Result %	14%	16%	52%	16%	2%	100%	
<b>Facility and Grounds Services &amp; Park Planning</b>							
Funding Preference	-10%	-5%	0%	5%	10%	Total	
Raw #	14	13	64	27	4	122	
Result %	11%	11%	52%	22%	3%	100%	
<b>Athletics &amp; Recreation Program Services</b>							
Funding Preference	-10%	-5%	0%	5%	10%	Total	
Raw #	14	31	65	12	0	122	
Result %	11%	25%	53%	10%	0%	100%	
<b>Forestry, Park Rangers, Nature &amp; Cultural Programs</b>							
Funding Preference	-10%	-5%	0%	5%	10%	Total	
Raw #	17	24	55	23	3	122	
Result %	14%	20%	45%	19%	2%	100%	
<b>Cemeteries</b>							
Funding Preference	-10%	-5%	0%	5%	10%	Total	
Raw #	26	28	64	4	0	122	
Result %	21%	23%	52%	3%	0%	100%	
<b>Library Materials Collection &amp; Acquisition</b>							
Funding Preference	-10%	-5%	0%	5%	10%	Total	
Raw #	13	21	52	33	3	122	
Result %	11%	17%	43%	27%	2%	100%	
<b>Library Programming &amp; Services</b>							
Funding Preference	-10%	-5%	0%	5%	10%	Total	
Raw #	16	18	56	30	2	122	
Result %	13%	15%	46%	25%	2%	100%	

Note: Percentages may not add due to rounding.

<b>PUBLIC SAFETY</b>							
<b>Emergency Communications: 9-1-1 Call Center</b>							
Funding Preference	-10%	-5%	0%	5%	10%	Total	
Raw #	3	7	89	17	6	122	
Result %	2%	6%	73%	14%	5%	100%	
<b>Police Investigations</b>							
Funding Preference	-10%	-5%	0%	5%	10%	Total	
Raw #	5	10	91	15	1	122	
Result %	4%	8%	75%	12%	1%	100%	
<b>Neighborhood-Based Policing / Patrol</b>							
Funding Preference	-10%	-5%	0%	5%	10%	Total	
Raw #	4	12	68	35	3	122	
Result %	3%	10%	56%	29%	2%	100%	
<b>Victim Services, Forensics, and Strategic Support</b>							
Funding Preference	-10%	-5%	0%	5%	10%	Total	
Raw #	4	19	83	15	1	122	
Result %	3%	16%	68%	12%	1%	100%	
<b>Emergency Medical Response Operations</b>							
Funding Preference	-10%	-5%	0%	5%	10%	Total	
Raw #	2	6	88	24	2	122	
Result %	2%	5%	72%	20%	2%	100%	
<b>EMS Community Relations &amp; Injury Prevention</b>							
Funding Preference	-10%	-5%	0%	5%	10%	Total	
Raw #	11	22	89	0	0	122	
Result %	9%	18%	73%	0%	0%	100%	
<b>Fire/Emergency Prevention &amp; Outreach</b>							
Funding Preference	-10%	-5%	0%	5%	10%	Total	
Raw #	7	16	92	6	1	122	
Result %	6%	13%	75%	5%	1%	100%	
<b>Fire/Emergency Response Operations</b>							
Funding Preference	-10%	-5%	0%	5%	10%	Total	
Raw #	4	8	89	18	3	122	
Result %	3%	7%	73%	15%	2%	100%	
<b>Municipal Court</b>							
Funding Preference	-10%	-5%	0%	5%	10%	Total	
Raw #	6	16	97	3	0	122	
Result %	5%	13%	80%	2%	0%	100%	
<b>Community Court</b>							
Funding Preference	-10%	-5%	0%	5%	10%	Total	
Raw #	6	21	89	5	1	122	
Result %	5%	17%	73%	4%	1%	100%	

Note: Percentages may not add due to rounding.

<b>PLANNING &amp; DEVELOPMENT</b>							
<b>Comprehensive Planning and Implementation</b>							
Funding Preference	-10%	-5%	0%	5%	10%	<b>Total</b>	
Raw #	18	18	68	11	7	122	
Result %	15%	15%	56%	9%	6%	100%	
<b>Annexation &amp; Zoning Case Management</b>							
Funding Preference	-10%	-5%	0%	5%	10%	<b>Total</b>	
Raw #	15	25	69	8	5	122	
Result %	12%	20%	57%	7%	4%	100%	
<b>One Stop Shop - Inspection, Plan Review, and Permits</b>							
Funding Preference	-10%	-5%	0%	5%	10%	<b>Total</b>	
Raw #	10	10	69	23	10	122	
Result %	8%	8%	57%	19%	8%	100%	

<b>ECONOMIC DEVELOPMENT</b>							
<b>Cultural Arts &amp; Music Entertainment</b>							
Funding Preference	-10%	-5%	0%	5%	10%	<b>Total</b>	
Raw #	23	19	61	14	5	122	
Result %	19%	16%	50%	11%	4%	100%	
<b>Global Business Recruitment &amp; Small Business Development</b>							
Funding Preference	-10%	-5%	0%	5%	10%	<b>Total</b>	
Raw #	28	30	52	8	4	122	
Result %	23%	25%	43%	7%	3%	100%	
<b>Redevelopment &amp; Commercial Stabilization</b>							
Funding Preference	-10%	-5%	0%	5%	10%	<b>Total</b>	
Raw #	30	23	58	9	2	122	
Result %	25%	19%	48%	7%	2%	100%	

Note: Percentages may not add due to rounding.

<b>WATERSHED PROTECTION</b>							
<b>Flood Hazard Mitigation</b>							
Funding Preference	-10%	-5%	0%	5%	10%	Total	
Raw #	5	17	74	18	8	122	
Result %	4%	14%	61%	15%	7%	100%	
<b>Waterway Maintenance &amp; Stream Restoration</b>							
Funding Preference	-10%	-5%	0%	5%	10%	Total	
Raw #	5	11	79	18	9	122	
Result %	4%	9%	65%	15%	7%	100%	
<b>Water Quality Policy, Planning, and Protection</b>							
Funding Preference	-10%	-5%	0%	5%	10%	Total	
Raw #	9	9	82	18	4	122	
Result %	7%	7%	67%	15%	3%	100%	
<b>Transfer for Capital Improvement Projects</b>							
Funding Preference	-10%	-5%	0%	5%	10%	Total	
Raw #	9	9	82	18	4	122	
Result %	7%	7%	67%	15%	3%	100%	

<b>INFRASTRUCTURE &amp; TRANSPORTATION</b>							
<b>Transportation Arterial Management &amp; Traffic Signs and Markings</b>							
Funding Preference	-10%	-5%	0%	5%	10%	Total	
Raw #	5	6	67	29	15	122	
Result %	4%	5%	55%	24%	12%	100%	
<b>Bicycle Infrastructure Management &amp; Transportation Engineering</b>							
Funding Preference	-10%	-5%	0%	5%	10%	Total	
Raw #	35	15	46	17	9	122	
Result %	29%	12%	38%	14%	7%	100%	
<b>Street &amp; Bridge Preventive Maintenance and Repair</b>							
Funding Preference	-10%	-5%	0%	5%	10%	Total	
Raw #	4	5	66	29	18	122	
Result %	3%	4%	54%	24%	15%	100%	
<b>Right-of-Way Maintenance &amp; Sidewalk Management</b>							
Funding Preference	-10%	-5%	0%	5%	10%	Total	
Raw #	8	11	62	24	17	122	
Result %	7%	9%	51%	20%	14%	100%	

Note: Percentages may not add due to rounding.

<b>HEALTH &amp; HOUSING</b>							
<b>Animal Shelter &amp; Pet Adoption Services</b>							
Funding Preference	-10%	-5%	0%	5%	10%	Total	
Raw #	21	15	69	10	7	122	
Result %	17%	12%	57%	8%	6%	100%	
<b>Disease Prevention &amp; Health Promotion Services</b>							
Funding Preference	-10%	-5%	0%	5%	10%	Total	
Raw #	12	11	84	10	5	122	
Result %	10%	9%	69%	8%	4%	100%	
<b>Quality of Life Initiatives</b>							
Funding Preference	-10%	-5%	0%	5%	10%	Total	
Raw #	27	20	62	9	4	122	
Result %	22%	16%	51%	7%	3%	100%	
<b>Youth/Family Services &amp; Workforce Development</b>							
Funding Preference	-10%	-5%	0%	5%	10%	Total	
Raw #	19	13	72	17	1	122	
Result %	16%	11%	59%	14%	1%	100%	
<b>Basic Needs, Transitional Housing, &amp; Permanent Supportive Housing</b>							
Funding Preference	-10%	-5%	0%	5%	10%	Total	
Raw #	20	10	67	20	5	122	
Result %	16%	8%	55%	16%	4%	100%	
<b>Behavioral &amp; Mental Health</b>							
Funding Preference	-10%	-5%	0%	5%	10%	Total	
Raw #	10	6	65	26	15	122	
Result %	8%	5%	53%	21%	12%	100%	
<b>Public Health Inspections</b>							
Funding Preference	-10%	-5%	0%	5%	10%	Total	
Raw #	10	12	91	9	0	122	
Result %	8%	10%	75%	7%	0%	100%	
<b>Rental/Owner/Buyer/Developer Assistance &amp; Community Development</b>							
Funding Preference	-10%	-5%	0%	5%	10%	Total	
Raw #	23	27	65	4	3	122	
Result %	19%	22%	53%	3%	2%	100%	

Note: Percentages may not add due to rounding.

<b>CLEAN COMMUNITY</b>							
<b>Litter Abatement &amp; Waste Diversion</b>							
Funding Preference	-10%	-5%	0%	5%	10%	Total	
Raw #	5	16	84	12	5	122	
Result %	4%	13%	69%	10%	4%	100%	
<b>Austin Code Case Investigations</b>							
Funding Preference	-10%	-5%	0%	5%	10%	Total	
Raw #	12	20	74	10	6	122	
Result %	10%	16%	61%	8%	5%	100%	
<b>Austin Code Licensing &amp; Registration Compliance</b>							
Funding Preference	-10%	-5%	0%	5%	10%	Total	
Raw #	14	21	78	8	1	122	
Result %	11%	17%	64%	7%	1%	100%	
<b>Trash and Recycling Collection Services</b>							
Funding Preference	-10%	-5%	0%	5%	10%	Total	
Raw #	7	16	82	12	5	122	
Result %	6%	13%	67%	10%	4%	100%	

<b>AUSTIN ENERGY</b>							
<b>Austin Energy Customer Care</b>							
Funding Preference	-10%	-5%	0%	5%	10%	Total	
Raw #	18	18	84	2	0	122	
Result %	15%	15%	69%	2%	0%	100%	
<b>Power Supply Operations</b>							
Funding Preference	-10%	-5%	0%	5%	10%	Total	
Raw #	10	14	92	4	2	122	
Result %	8%	11%	75%	3%	2%	100%	
<b>Energy Efficiency Programs</b>							
Funding Preference	-10%	-5%	0%	5%	10%	Total	
Raw #	25	12	59	18	8	122	
Result %	20%	10%	48%	15%	7%	100%	

Note: Percentages may not add due to rounding.



<b>AUSTIN WATER</b>							
<b>Water Environmental Affairs &amp; Conservation</b>							
<b>Funding Preference</b>	<b>-10%</b>	<b>-5%</b>	<b>0%</b>	<b>5%</b>	<b>10%</b>	<b>Total</b>	
<b>Raw #</b>	15	19	67	13	8	122	
<b>Result %</b>	12%	16%	55%	11%	7%	100%	
<b>Water Delivery Services</b>							
<b>Funding Preference</b>	<b>-10%</b>	<b>-5%</b>	<b>0%</b>	<b>5%</b>	<b>10%</b>	<b>Total</b>	
<b>Raw #</b>	4	15	94	6	3	122	
<b>Result %</b>	3%	12%	77%	5%	2%	100%	
<b>Water Treatment and Resource Management</b>							
<b>Funding Preference</b>	<b>-10%</b>	<b>-5%</b>	<b>0%</b>	<b>5%</b>	<b>10%</b>	<b>Total</b>	
<b>Raw #</b>	6	7	92	13	4	122	
<b>Result %</b>	5%	6%	75%	11%	3%	100%	

Note: Percentages may not add due to rounding.

## Appendix B: Budget Simulator Public Comments

# Comments - District 1

<b>Parks &amp; Libraries</b>
Parks must be maintained for health and safety reasons. Must look for public private partnerships with input from the immediate area to develop and maintain the parks.
Athletic programming - Do all programming entities pay a fee? For example the East Austin kick ball league and the West Austin Youth Association?
How does West Austin Youth Association receive a long term, exclusive use of multiple park sites and not pay anything into the park fund?
Who pays the electricity at those locations and why don't all youth programming organizations get the same benefits?
Libraries - No need to build a palace of a library. As the society becomes more digital there is changing need for brick and mortar space where books can be held in hand. This was a champagne idea on a beer budget
Prioritize pool maintenance for underserved
Please, PLEASE stop going towards big regional facilities for pools. This will NOT help lower income people who need convenient (e.g. not requiring onerous transportation) swimming programs and pools for their children who would be an EXCELLENT source of lifeguards which the City lacks. The implication that we can't maintain bathrooms, yet we can maintain plastic ornaments, pumps for fountains, etc. These are also not conducive to SWIMMING a really good source of exercise. Likewise with libraries, closing them on days of the week when they can be a study source for children who may need computer resources, etc. is ridiculous, while planning big fancy things. Maintain what we HAVE!
Less focus on public exercise and fringe-park programs, and more on maintaining and improving the new Central Library (like giving it a name maybe? How about Rana Central Library, haha) and bringing in interesting reading materials that aren't outdated or irrelevant.
Appreciate health info and activities; free yoga is welcomed weekly at St. John library!
District 1 needs more services
More funding on programming and services in libraries particularly. Please reduce the budget for books.
Need to focus on more non-toll roads in Austin
Open Libraries on Sundays!!! Longer library hours please!
Our community has been waiting forty or more years for a park and a pool, the park is coming, but without the pool because there is no money at least not for a swimming pool. If it were a dog park for central Austin it would have been build immediately
Please open libraries on Sundays.
Stay the course.
The text should say increase in personal choice and freedom.
We should increase services especially in historically underfunded communities
<b>Public Safety</b>
APD needs more FTEs to implement SB 158 --video cameras -- transparently and in accord with Texas Govt. 552, Public Information Act.
It is alarming how many new police are on the streets now. Wayyyy too many for such a small urban area. No more money spent on already outdated programs that have been proved irrelevant and disastrous to our communities.
Less helicopters and other high dollar items.

Out streets need to be safer. The news makes it sound like we live in Detroit or southside of Chicago. We need more 911 help  
 Prioritize neighborhood police practices  
 Remove red light cameras and instead install cameras that catch people blocking intersections.  
 The city should never be behind on rape kit forensics.  
 These options do not appear to represent all of the APD budget. I believe we spend far too much on APD. However, the choices above seem to mainly focus on emergency services  
 Victim services desperately need to be strengthened.  
 we desperately need community/neighborhood policing

With the number of people moving to Austin, I am aware that the 911, and 311 call centers are going to have expand.  
 Current level of service for Neighborhood Policing and Police Investigations because Gang awareness and Crime Stoppers Hot line should be in Neighborhood/Patrol and Court testimony and holiday & special events should be under police investigations.  
 Some things are clearly community outreach which included prevention.  
 Community and Municipal Court must move to a safer location.

**Planning & Development**

Add support for neighborhood plan contact teams  
 Annexation as it relates to more affordable housing would be a good question to address.  
 building permits is broken - willing to fund at current level only if you fix it  
 Comp plans should take 1 year planning and 5-year implementation  
 Historic zoning to preserve character of communities, St. John in particular! Thanks  
 Make Planning & Development Department an enterprise fund.  
 One Stop Shop should be self-funding. Perhaps bring in funds with high fees for facilitated case management (paying employees time and a half for weekend work so that others are not displaced(dallas has a fee-based acceleration program), I believer.  
 The construction companies already have too much of a monopoly on the downtown and campus areas of our city. The financial district can no longer employ locals because those same companies have driven the cost of living downtown too high. Special interests should not be allowed to ruin our livelihoods and quality of life.  
 This has been going on for a long, long time in a manner that has moved the planning for the city in a specific direction decided on by others in the community. The plan was but into place about 20 years ago...  
 This has to become more efficient. I've never built anything, and even I'm aware how poor the process is.

**Economic Development**

Access to funding by small community based organization and the equity of distribution of dollars. How do new creatives have a chance when the legacy organization receive entitlement funding, because their art, music and entertainment bring 'heads in the beds'.  
 Have not seen any of this redevelopment in the community east of 183. trying to stabilize e. 12th street. Need intentional focus on job development and amenities in that area...not only downtown.  
 It is not reasonable to link global recruitment and small business development. I am strongly in favor of more focus on small business development and sustainability...not the global aspect.

Development is moving faster than planning. Expenses associated with attracting new business and waiving fees are not well documented. Waivers are the rule rather than the exception.
How about including transparent economic opportunities for African-Americans? I'm overly educated and underemployed--PhD hours working for \$10/hour as a caregiver. Blacks leave Austin due to lack of economic opportunities! It's real--beyond the \$500K Disparity Study.
Not sure why global business recruitment and small business development are lumped together. I'd cut global business recruitment and bump up small business development.
Our community has no Economic Development the one piece we do have is a larger version of a Mercado and mainly service the Hispanic community.
Please stop subsidizing large corporations and instead focus on local businesses.
Protect Austin's threatened theatre community and not just its film and music scene.
Seperate small business development from big business recruiting
Very important. The construction companies need to finish the projects they've started so the city can get back to the culture and art that it is known for. The students and children need to know jobs and worthwhile education will be there for them after all this dust has settled.
<b>Watershed Protection</b>
Because of the massive ongoing development and all of the impervious cover, flood hazard mitigation is important. Important to clean out the trash in the streams that form dams and redirect the water.
The water quality is hampered by the number of individuals who are living, bathing and disposing their bodily waste on the highways and byways of the city.
Waller Creek...
Drain and creeks cleaning needed
Prioritization needs to be clear. Planning for climate change, seasons such as this recent one are critical. But, continuing to allow waivers, and fee-in-lieu, will continue to allow increased pollution (don't be surprised when algae blooms in the lake become a problem). Cumulative effects!
Should be using combo Feds/state funds w 3 open federally declared disasters. City funds shouldn't be used.
The downtown area is built in a flood basin. The current levels of alarm and prevention are already too high. I shouldn't be thrown into a panic every time I read the newspaper after a day of heavy rain. This "doomsday" mentality of governing needs to stop.
<b>Infrastructure &amp; Transportation</b>
Basic maintenance on pot holes really needed
More bike lanes! More safe sidewalks! Make bike lanes on 45th street, Airport and Lamar!!! Make sidewalks on 45th street!!!
No buses at all where I live (east, off MLK). Shameful that east side gets so little attention.
Non-car transport needs to be a focus. We have no other choice.
Please come up with bigger solutions. We're a big city now and the current freeways and public transit isn't working. I'm ok with a significant increase on tax if it solves these issues.

Please don't link sidewalks to bikes and trails.
The same guidelines must be use when determining where bicycle infrastructure is added. The width of the road way must be considered, the use (is it used as an alternative to I 35, etc.), can transit pull overs be created, posted speed on the roadway, are there sidewalks, identifying a shared lane and other practical, reasonable options.
Most people on bikes ride on the sidewalk from the interstate to Berkman Drive, although there are bike lanes. Those are used by recreational riders on the weekend.
A neighborhood should decide on traffic calming on a street NOT four people who live on that particular street.
Not sure that when you talk about the pedestrian plan bikes have not been slipped in.
since the creation of all the bike lanes our traffic has tripled. Instead of widening the street to add the bike lanes many streets have been downsized from 4 to 2 lanes
Some of the new "bike lanes" are so poorly marked that no one can quite figure out where cars are supposed to be (sometimes they are right of bicycles to turn right, sometimes left. BUT working with TxDOT to get them to time lights and provide appropriate transitions between highways (without the City funding them) would help immensely. Other than that, please, please, please get someone to work with Capitol Metro to make it a system that works for AUSTIN residents, not just for commuters from Cedar Park.
Stop making bike lanes or charge a fee for bikers a registration fee
There are some misleading and worn-out roadways in the downtown area that could use a new coat of lime green (for bikers) and brighter yellow (for new residents not aware of "quirks" in the road system). Also, no more tow companies camped out in heavy-use parking areas; It's Sooo Tacky!!!!!!
too much emphasis on bikes and rail - unwilling to fund either
We need better public transportation options, including bus and light rail; this does not seem to be an option here.
<b>Health &amp; Housing</b>
Anti gentrification measures needed in Colony Park.
As an animal lover, my priority is on the physical and emotional health, well-being and quality of life of my human counterparts. Animals must be treated humanely and we must continue to help low income pet owners to get the necessary shots and sterilization options other pets owners have. The city can not build its way out of kittens and puppies that will not be adopted.
Youth/Family Service - Need to see the how the funding has impacted the lives of the end users...not just how many individuals the agency served.
Basic needs - same response
Basic housing and mental health service are inextricably tied together and sadly underfunded here in Austin.
Community planners need to listen to what the current property owners desire in maintaining peace-of-mind in their current living situation. That is the reason the bought the home. If you take it away, they will take away their money.
development of more affordable housing should be a priority.
focus should be on addressing historical inequity in the city.
Funding rich developers on developments like Mueller (which is quite a good development), but the increased housing costs and limited inventory (only for those at poverty level) leaves the middle class with good jobs paying outrageous property (and school, and county taxes) and is forcing them to move to suburbs and commute. The tax system needs to change.
Help renters

there are no medical facilities in eastern Travis county, the morbidity rate is the highest in the county
<b>Clean Community &amp; Austin Resource Recovery</b>
AND waivers need to be the exception, not the rule.
Code compliance should not be complaint driven, area's need to be patrolled on a regular basis
Code department enforcement needed, rules don't matter if not enforced
code licensing and registration compliance is broken - willing to fund it at current levels if you fix it and make it work
I would eliminate this dept completely!
Maybe the jail should be brought up to code. Or the homeless shelters. Maybe some of the police who are throwing people into those cesspools of filth could be cleaning up the actual trash instead.
Smart needed time in reforming Austin Code. Guess it became too much for him.
Will need additional inspectors when all rooming and boarding homes are registered and inspected
Austin recycling needs to be easier and more inclusive
excellent
I would like weekly recycling pickup instead of every other week
I would love to see the compost program expanded citywide!
Implement curbside composting, incentivize diversion through further tier changes for each can size.
interesting that there is nothing in the information section about the citywide composting initiative...zero waste.
Support composting
The city spend wayyy too much on this ridiculous greenie crap already. Give it a rest.
The only issue I have is with the Yard Trimmings pickup. Even after reporting missed pickups to 3-1-1, they sometimes sit out at the curb for a week or two.
They sre great no change needed here. Im also hearing talk of private company to take over, that is a terrible idea and i would not be in favor of that. This area only makes up about what 2% of the taxes. Reduce is needed in bike lanes and transportation.
<b>Austin Energy</b>
Bury the power lines, particularly along certain corridors - Manor road, Burnett, Lamar, etc. There is not reason that these growing and popular corridors should have such a clutters view of the sky
CAP (Customer Assistance Program) customers need an opportunity to continue autopay before being changed to "cash only." The program is unforgiving in that regard.
End general fund transfers, so out-of-town ratepayers do not receive a discount at our expense.
I think Austin Energy is doing an excellent job, at a reasonable price. I think the transfers from Austin Energy to various programs (including environmental programs that help address the effects of fossil fuels, automobiles, etc. is par of their cost of doing business.
Lower the cost for energy, lower cost of solar power
Need better community education about transfer to general fund
No more hand-outs to people who don't want to pay their bills! The only right price for a freeloader is free- Remember that. The city spends more trying to bill chronic energy hogs than it receives back in payments. Cut them off and then you'll see how much energy is really saved!
power supply - the telecommunication wires need to be removed from the electricity poles
energy efficient programs need to be practical and reasonable
Question policy that requires damage to call 311; disallows cutting trees, branches that threaten wires
<b>Austin Water</b>
End general fund transfers, so MUD customers have no grounds to challenge Austin Water rates.

I think AWU needs to revisit their business model. The fees need to be for the service. Raising costs, when people do conserve makes people angry. But, obviously, funds are needed for programs. Grey water use could be considered, and the method of calculating wastewater (and the operation of the treatment plant could be improved).

I'm very satisfied with Austin water. It does a great job of conserving water and delivering a great product at a reasonable price. Keep it up!

Make sure what happened in Flint doesn't happen here.

Our water often tastes musty. Something's not right with the water treatment.

Seperate capital investment needed in infrastructure

They are doing a great job!

Water is free. Take the money spent on deciding where the free water should go and spend it on the homeless instead.

### Final Comments

'Affordability' means overall costs of living in Austin. It's time for the city to address the implications of their decisions and how those decisions affect the monthly costs of living in Austin.

City council, mayor and manager: PLEASE PLEASE STOP SPENDING!! I may have to move because taxes are getting way to high because YOUR SOENDING, YOUR BUDGET. Is OUT OF CONTROL, please. I've been in Austin many many years and seen the growth. We don't need to be on the top of every list for best city to live in, best schools, best best best.....BS! STOP

CoA funds an ASTONISHING number of unwanted/unneeded projects.

District 2 Town Hall Meeting

Hire social scientists that know how to design real surveys that meaningfully capture public opinion, not these feel-good participatory exercises.

I heard about this activity through my work, City Source publication.

I think this was a neat exercise, and I hope it is valuable. Would be nice if you spread the word some more. Maybe radio or billboards.

I'd love to be able to see how the city's spending has changed over time if that information is available.

I'm a cyclist who is forced to live in a poor part of town, and I think that we need to build more urban trails so that cyclists can get around more freely, especially in low income areas. And the homeless problem should really be examined keeping in mind the model that has been put forth by the state of Utah. I was downtown on Saturday and the parking lot underneath I-35 at 7th street was an enormous garbage pile because of the homeless people who had congregated down there with their possessions.

I'm no budget expert. I am a mom with two young kids in Brentwood. I would love to get rid of one family car to save money and feel safer walking or biking around town.

It feels like a fun way to voice our desires as citizens. I just hope it's actually pondered and not just a feel-good measure.

It would be great if the city council members actually saw the results of surveys like this but I sincerely doubt any of them ever will.

More safe bike and ped facilities please!

Pass common sense budget reform...

Use Zero-based budget process and require all department heads to justify each expense.

Social Media/reddit

Stop the insane promotion of this city. Disband the economic development department entirely! Stop developer giveaways. Stop density bonuses - we never get a good deal on them. Stop trashing the urban core with dense packing everything. This city needs NO help growing. Get the gasoline AWAY from the fire and stop pouring it on!

Thank you for asking for citizen input! I appreciate this opportunity.



<p>Thank you for the opportunity to express thoughts.</p>
<p>And thank you for all you do to make this city as vibrant and as healthy as it is. I hope our water lasts. Knowing we are taking more out of the aquifer than is going back into it is a tipping point of panic for me.</p>
<p>Thanks for bringing this device so I could complete this activity.</p>
<p>I understand that working out a budget is difficult, but it is important to keep a focus on helping residents who are struggling to keep a roof over their head and keep their health.</p>
<p>The City needs to increase and improve its staff to keep up with the growth we are experiencing. More planning, development, permitting, and other growth-oriented services will help our city comfortably keep pace with its growth, instead of grinding everything to a halt.</p>
<p>In regards to this exercise, there is no mention of pensions (which are under-funded) - which is a shame.</p>
<p>The traffic issues on I-35 and Mopac, really any of the main roads running into downtown are a nightmare, and toll roads will <i>*not*</i> help.</p>
<p>There is City survey/meeting burn out among the people I speak with. I know I have it. The "Conversation Corps" meetings are the worst but it is all bad. The agenda is controlled to drive users to YOUR goals, not ours. There is no interest in real input when it doesn't support what staff already planned. It's crazy-making to want to participate and face only leading questions and endless post it notes that mock our efforts to care about the City.</p>
<p>This is a really neat exercise. I look forward to hearing the Council members acknowledge the results as they deliberate the budget, not what they normally do - add line items for special interest groups.</p>
<p>Traffic lights need to be timed to increase traffic flow. Often, on 360, the traffic flow is stopped by a red light and there are absolutely no cars waiting at the cross street. I know there has to be a way to delay the red light on 360 until there is actually someone waiting at the cross street. I have seen this done in other cities.</p>
<p>Very educational. Thank you for this opportunity.</p>
<p>We need a Mayor who will say honestly that Lamar, I35, Mopac, and 183 can NEVER be Fixed adequately to accommodate the number of cars and buses in Austin. By the time the "improvements" are done, they will be obsolete because of population influx. The Mayor's "Big" fix is stupid.</p> <p>Also a City leader must come forth to say that riding a bicycle in Austin is suicidal behavior and must Not be encouraged by the City Council and Pam LeBlanc. The Lance Armstrong biking glamour days are gone, and the bikes should go away, too!</p>
<p>We need better urban planning and transportation infrastructure including useful public transit and safe bike lanes.</p>
<p>Why ask about race? Stop trying to categorize people by race, please.</p>
<p>Work on I35 and relieving the congestion get rid of the Toll roads NOW. Get rid of the Toll roads. Get rid of the toll roads now!</p>
<p>Yes, is this the only way (e.g. the internet) you are going to get feedback? I feel that the lower income constituents are not reflected well in the current methods of doing everything by social media and internet. Some households do NOT have the internet.</p>
<p>You can cut spending and not cut service if you spend smarter.</p>
<p>Youth Employment</p>

Yes, this tool did not have sufficient directions. My answers make it look like I think there need to be no increases in spending. Obviously, there do need to be in terms of flood prevention and expanding roads.

However, this is still true: These should be maintained, but if you allow outdoor festivals to destroy parks, make those who destroy them pay or use funds from what is made on those to fix them. You shouldn't have to raise our taxes with all that is made on ACL, SXSW, Fun Fun Fun, etc. Also, the salaries of 5 Asst. City Managers should not be over \$125k. Over \$210k is ridiculous. Larger cities like NYC don't even pay people at that level that much!

Also, the City of Austin does not enforce its own noise ordinance. Too-loud noise is a serious health hazard. I don't care if this is the live music capital of the world. We're going to have public and other employees forced to work at or near these too-loud events with severe hearing loss and related disabilities if you don't start demanding only safe levels of outdoor concert music. These events could still be enjoyed if they were only half as loud.

I should not have to get migraines because even with all of my windows and doors shut, my entire condo vibrates because APD claims it's monitoring every note played and that the noise is within acceptable limits. There is not way this is true. APD lies, and the City of Austin does absolutely nothing. I've written to Kathie Tovo and the Music Office about this numerous times, and I have not ONCE gotten a reply from either of them.

The Mayor's office and APD are useless on the noise issue also.

NYC would NEVER let such decibel levels be played in a residential area. Also, our property tax rates are too high and unsustainable. Many of my neighbors will not be able to afford to stay in the homes they own. I will not be able to stay in mine unless I get a roommate or get married.

Austin is a great place, and it's great that you're reaching out for feedback, but I've emailed all of these comments many times to the City of Austin, and not one of these issues has ever been corrected, so it also feels like an enormous waste of time and effort to even respond to these things.

Also, why can't Uber be made to pay for the election they're forcing on us? This is a colossal waste of taxpayer money.

## Comments - District 2

Parks & Libraries
Los parquet que estancia Cervantes necessitate un poco de mantenimiento. Tambien estuaries bien q las albeit as estuvieran abiertas hasta finales de ages to.
Am irritated about the extreme cost over-run on the new Central library - and whether it will be viable, or just another hang-out for the homeless like the Faulk. Also, some new libraries are making a (well maintained) piano available near the lobby for everyone to use. I think that is a wonderful concept and incubator for people who've given up playing and for kids to try a piano. The folks who donated cemetery land are resting in a wasteland. At least repair broken monuments in Old Oakwood, trim the trees to prevent future damage, water now and then.
Austin is becoming a 24-hour city. It would be useful to have programming beyond storytime during the day at the library. People who do shift work could take part in the adult programs. If the facilities and staff aren't being made use of during the day for programs then a cut in funding could be justified.
I love libraries!
I love the cities' parks, but the Parks department strikes me as incredibly inefficient and mismanaged. Until its management is replaced, starting with its duplicitous and incompetent director, I strongly recommend cutting its funding.
Investment in parks and libraries is a win/win situation. All ages benefit from them.
It is important to secure historical collections that reflect the local community in their respective libraries. It is also important to stress the importance of keeping family archives and have the families know their history "counts" as well.
Libraries are going to soon become obsolete so money shouldn't be invested in a dying system.
Libraries are so important and provide valued service!
More downloadable materials, please.
No change, these seem to duplicate in other areas of this survey.
Outdoor spaces are getting fewer and fewer, the importance is higher and higher. The love where you live campaign should help with this.
The Libraries are funded by many different sources and are able to provide top notch programs with hate current funds
The library alone has saved me more money than the tax increases I would see.
why cant parks be more self sustaining?
Public Safety
Poor done vivo Han Estado Rolando y nun a se sabe queen Es,???
911 call taker is a stressful job. It might be beneficial to have part time employees to fill in gaps in shifts and to reduce burn-out. Neighborhood-based policing can be done by shifting resources and not simply increasing the budget.
Enforce parking on residential streets by tagging junk vehicles.
Ticket pet owners who allow their dogs to run the neighborhood.
I couldn't care less about chatting with police officers strolling through my neighborhood; what I would like to have is some confidence that the department could actually solve crimes once they happen. That confidence is sorely lacking.
EMS appears to do an adequate job, although it is unfortunate that we as taxpayers continue to subsidize such a large share of its operations.
The Fire Department is criminally overpaid given its obsolescence. Firefighters seem to spend a great deal of time directing traffic or standing idly by at accident scenes while EMS and Police are actually performing useful emergency services. The City should contract with a third-party provider to fight the very few fires Austin currently experiences each year.

More patrols in our neighborhoods to decrease crime, meet the people living there and slow down the "drive thru" traffic.
No horn in neighborhoods
Ok
Train our police how to use martial arts, PMAB and other techniques instead of SHOOTING PEOPLE! We have a cowboy police chief who needs to re-direct this deadly/aggressive approach.
We need more enforcement of traffic laws and burglary prevention.
we need to get more EMS crews, give people some time off
<b>Planning &amp; Development</b>
Grandfather in permits for homes which have had work done, passed inspection. Don't make it so difficult and expensive to bring your home up to legal inspections.
How "big" is "big enough" ? Not everyone wants - nor can afford - a \$ 3 million downtown condo.
I am not seeing the purpose to make any changes to this area.
I'm not sure the City should be worrying about annexing at this time. We need to take care of the current city limits.
P&D is just one good example of a failed, bloated Austin bureaucracy that rarely, rarely serves the best interests of this city.
permits are crazy expensive, they dont fund themselves?
This department needs a reorganization before money is added to it.
What the city needs a great deal less of is centralized planning. It should make zoning far less restrictive so that market forces can begin restoring the dramatic housing imbalance that NIMBY-ish and protectionist neighborhood council policies have allowed to occur.
Like most people, I would happily pay more in order to get permits actually processed in a timely fashion. That said, I also think the City's permitting and inspection regime is excessive to the point of absurdity.
<b>Economic Development</b>
Global Business, et al and Redevelopment, etc. haven't communicated to the general public what service they provide. Hard to justify a cost where the benefit isn't apparent.
I do not see the reason for any changes to this area.
Need economic development in dove springs that involve courses the city provide to teach residents how to live healthy successful lives.
None.
Please eliminate the Economic Development Department. Its major purpose is to give away tax dollars to large corporations at the expense of local small business and residential taxpayers. Let the Domains, Apples, and Samsungs of the world pay their fair share, or kindly take their business elsewhere. The City should call their bluff instead of being bamboozled into these embarrassing and shameful rebate agreements.
The funding for music events has to remain inclusive of all genres of music in Texas, not just lump in under one does not fit size category. Look at the \$45,000 study that was done last year.
They are coming in droves, there are already enough incentives
we have plenty of private entities for economic development
What does the EDD office do?
<b>Watershed Protection</b>
Clean the Colorado River!
Inlets needed on mastis way in dove springs

stop letting people build houses in a flood plain?
The Drainage Utility Fee is an illegal tax. These services should be funded by the City's General Fund or by a separate vote-approved property tax rate.
Waller Creek project is a disaster - whomever allowed the tower to be built too tall should be fired. The cost overrun on this project is unbelievable !!!
<b>Infrastructure &amp; Transportation</b>
Am glad to see sidewalks going in where they should have been installed by the original developers.
Curb on pleasant valley, need more signs
Get the sidewalks in, especially around parks, schools and down busy roads used as "cut throughs" in our neighborhoods.
I don't believe we need so many bike lanes in main arterial roads. Along with cellphones, bikes slow down the flow of traffic.
I would consider a change and increase for this area if it would be used in the areas of Austin that really need it and east of town. It seems that road work is only done and kept up in the west part of town and that is as far as it goes.
Money for Bicycles on the roads make traffic worse.
More sidewalks!
MUST REDESIGN PLEASANT VALLEY BRIDGE TO HAVE AT LEAST A TURNING LANE AMD MUCH MORE COMFORTABLE BIKE AND BED CROSSING.
Please continue the great work making Austin a better city for bicyclists.
Road construction is speed and quality is poor in Ausitn. See slow progress on South Congress road widening project.
The City should contract these services out to third-party companies that could perform them more competently at a more reasonable price.
This is the area where spending needs to be increased most.
Why is public transit not even an option here? BIKES SUCK. Give me rail!!!!
<b>Health &amp; Housing</b>
Delicious food comes from bad health inspectionn results! Get Private developers to pay for more of this stuff!
Do something about the "we pay cash" landlords (like Ryan Searle) who come in, pay cut rates keeping new homeowners out of the loop to buy a first home, let the home get rundown and use it for Sect 8 housing which is NEVER inspected by Code until something drastic happens, like a fire in the middle of a residential area.
I believe the City and State could find better ways to make sure and track the wasted money that is handed out. Although I would be for an increase in some of these areas, however there needs to be stiffer guidelines in applying for assistance.
I'm a public health nurse - spending on these areas saves money by preventing disease! Yes!
See comments on Clean Community.
The homeless problem is OUT OF CONTROL.
Too late, but the new animal shelter was built on the wrong side of town for high volume adoption. The new Guy Hermann Mental Health facility will hopefully mitigate mental health issues / bookings / criminal charges & intensity of court dockets.
What you subsidize, you get more of..
<b>Clean Community &amp; Austin Resource Recovery</b>
Again, Cold Compliance need to work with those who have older homes that have been worked on without inspections without charging the homeowner massive amounts of money.

Although I could see an increase for some of these areas but it seems that these services would still not be seen in the Southeast area of Austin. Somehow this area seems to be left out and services more focused for the most wealthy areas of town.
ENFORCE Code pertaining to junk, abandoned vehicles on property and streets. high grass in lawns, etc. Make contact with absentee landlords who do not enforce leases regarding to these issues.Fine these slumlords.
Get private developers to pay more!
Strictly enforce fines for problem short-term party house rentals. Leave everyone else alone. No rusty/rotting JUNK VEHICLES on streets in driveways - my street is full of them - parked covered and uncovered for years! Parking them in a driveway should NOT exempt them from being an eyesore nor being treated like any other junk eyesore.
The Clean Community Fee is an illegal tax, and the Code Compliance Department is a waste of money.
Everyone who'll re-cycle is already doing it. I would like to tour the re-cycle facility - are tours available? Show the people how it works, please. Keep recycling and trash rates at their current levels.
Good job doing the dirty job!
I am tired of paying more for less. "Zero Waste" is an asinine and unachievable goal. How about just providing quality collection services at a reasonable price?
I'm in a pilot neighborhood for composting and love it! Please expand to other Austinites.
Rude customer service
<b>Austin Energy</b>
Another Austin bureaucracy proving again that government always fails to operate efficiently and economically. I'd privatize Austin Energy.
Deregulate and allow competition in the market to be like the rest of the state.
Fix your collection process
I do not see a purpose for change in this area.
Keep rebates and incentives for energy savers. KEEP direct city council oversight for Austin Energy.
Overall, I am satisfied with the reliability of my electric service. However, I have no wish to subsidize my neighbors who want to buy solar panels or other similar nonsense.
stop getting me to use less water/electricity then raising my rates?
<b>Austin Water</b>
Austin Water customer service needs MUCH improvement. Maintenance of meters needs to be VASTLY improved including re-calibrations and replacements of malfunctioning &/or outdated equipment.
Clean water is important!
I do not see a reason for increase in this area only to tax residence more.
Let's just make sure what happened in Flint MI doesn't happen here...or even what is happening in Corpus Christi right now doesn't happen here.
With approval of the latest treatment plant, we should be good to go with the current level of water restrictions. I have a beautiful St. Augustine lawn, and only water it once per week due to proper winter fertilization and compost soil enrichment. Not everyone wants cactus and gravel lawns.
<b>Final Comments</b>

<p>Before I came here, I thought Austin was a liberal city. Now I understand that it's only liberal in a southern context. The majority of the people where I live are Black or Hispanic, and it's amazing how little there is out here. No decent grocery (although now a closer one thanks to Mueller), no hospital, little health care, no transportation at all, no response to traffic requests, lots of desolation, little in the way of educational opportunity, remarkably high property tax rate given the area. You would have to spend the entire budget on the east side for several years to even begin to address the inequality in this city. I'd be ashamed to run a city this way.</p>
<p>City employees do excellent work and I fully support a 3% cost of living adjustment.</p>
<p>Fix the arts property crisis!!!!</p>
<p>Great tool. Thanks for sharing.</p>
<p>I thought the options were a bit light on detail and on capability to adjust in larger increments than 10% max.</p>
<p>Infrastructure projects to serve the growing population and services for those in need should be prioritized.</p>
<p>No</p>
<p>Please, please, please increase funding for supportive and affordable housing. Increasing local resources is critical for ending homelessness in Austin. This is very important to me.</p>
<p>Public health services and public help is a very important to the Austin city.</p>
<p>San Antonio seems to be a much better run city. We should match their budget then add in more for infrastructure.</p>
<p>Tax the rich, spend on the community.</p>
<p>The Austin Chronicle Civics 101 is a good outreach tool even for those of us who use technology because it's FREE and current. -Thanks!</p>
<p>The police budget is obscene. On what planet should our city half of it's budget on public safety? We need to invest in our communities health, livability and mobility. APD needs to learn how to do more with less and stop extorting money from us.</p>
<p>The police consume the largest part of the budget and they are the largest waste of tax dollars. We would save lots of money if the police would focus on violent crime, then property crime, and stop wasting time with victimless crime such as drug use.</p>
<p>This is a great exercise.</p> <p>- It would be interesting to know what the current percentage allocation is for each of the categories.</p> <p>- There is a flaw in the approach though. I strongly believe that just because something is not working, throwing more money at it will lead to improvements. For this purpose, it may be telling to add an additional column next to each category that asks a rating of performance for each activity.</p>
<p>This is much better than last year's wasteful packet that had all sorts of fancy colorful charts and had a postage cost of nearly \$10. Nonetheless, the City of Austin leaders continue to operate in a bubble and not seem to grasp that the money they spend comes from the pockets of hard working people. For example, Toivo's promotion of "art" in alleys in the Rainey area is simply goofy. It's an utter waste of money. Focus on productive use of money. Public art is noteworthy. But not in a dang alley!</p>
<p>We appreciate the District form of City Council, and especially appreciate our District a Council member, Kathie Tovo. We appreciate our Police Chief Acevedo. We would like to see Traffic Control pay more attention to needed speed abatement, and needed stop signs in our neighborhood's, and better coordinate traffic construction throughout the city. A good bus service, with smaller neighborhood service buses instead of practically empty huge buses, would be useful. The removal of parking requirements in the central city areas has resulted in our neighborhood streets becoming parking lots, and we often feel the city ignores the needs of older citizens (one of the fastest growing segments of our population).</p>
<p>Without seeing overall budgets for a department it is difficult to make decisions. It would be helpful to have the overall department budgets as part of the exercise</p>
<p>Poor done vivo Han Estado Rolando y nun a se sabe queen Es,???</p>

# Comments - District 3

<b>Parks &amp; Libraries</b>
APL's Interlibrary loan service is severely limited.
I am a moderate user of the library, and appreciate the up-to-date collection. Mabel Davis Pool needs to be open. I also enjoy the programming at the cemeteries, especially around Halloween.
I don't know which budget this applies to, but the developer for the property I am buying is being forced by the city Arborist to plant 6 trees on a .11 acre lot that already has 3 large mature trees on the lot itself, or at least that is what I am being told. These trees are unnecessary and a waste of money as I will be removing them as soon as the city does an inspection. I plan on growing a garden in my yard and the trees will block the sunlight, plus they are being planted too close to my foundation. This requirement should be applied on a case-by-case basis and not applied evenly.
I think the parks & Libraries in my area are well maintained.
Interesting to see how a moderate increase in services results in an extremely small increase in property taxes.
Libraries and Parks make life in Austin more enjoyable.
libraries are important resources, but I've never felt at home in Austin's library system. Are they modernizing? (coffee shops, coworking areas ? ) and do they have sufficient transit?
Parks need to continue to provide free access to green space for all income levels, keeping BS free hours, expanding neighborhood pool hours (more open lap swim time ) Lots of active, single adults who do not need childrens' programs (those are great, but not at the expense of whole community population)
Libraries should be open all weekdays.
Libraries and parks are both important to a child's life and learning. 🧐😊👉
Move more cost to the neighborhoods interested in a particular cemetery.
No private contracts for running our public parks. And no more selling out our parks to private companies for large events that close off the parks for more than a day or two for the community.
Our public parks have been conserved by the people, for the people, and they should remain off limits for private corporations wanting to make money off the people!
Nobody reads books anymore.
Our local library is closed one day during the week because the city doesn't have the money to keep it open. Similarly, our neighborhood's pool hours get shorter every year. This is crazy, given that Austin is a boom town!
Our parks are not maintained well and there is very little public programming.
Pools & aquatics programs not equally available throughout the city. Make up the 5% decrease by charging C3 more in fees for large events that require closing public parks to residents while they make a profit.
Public services are more important than ever, especially things like access to parks and libraries, which provide people with affordable ways to relax and enjoy leisurely time.
Put more pressure on the parks and libraries, especially the libraries, to provide cumulative service to Austinites. Quit duplicating marketing efforts from other, smaller departments. Imagine Austin, Dept of Sustainability and Resource Recovery could funnel programs and marketing through parks and libraries. Tons of great people do amazing things, but too much gets lost in translation between the silos!
The area by Krieg field was much better 4 years ago when the paths were small and undeveloped. The wider paved paths make the area feel less special. The city has over developed and ruined the area in between roy g and krieg field in east austin.
Very few people use library materials now, and children have endless materials available through school. "Acquiring" even digital things is investing in the past.
We have a NEW Library that is being built downtown that no one will use except the homeless. A BIG WASTE OF MY MONEY



We need full time staff people dedicated to historic preservation and our city's cultural resources. I currently live in an area considered a "park desert". I would like to see more park land developed. The closest pool in my area is Garrison Park. I'd like this pool to be free to City residents, or a closer pool facility be developed in a new and closer park.

**Public Safety**

Big events by private entities that require increases in public safety resources should be charged fees that cover that increase in cost for whatever resources are necessary for those events. The city should not pay for them.

Create a boot camp style rehab and help clean up after the homeless, illegal dumpers, invasive removal, and flood debris removal.

Decrease the Police Chief's salary and use it to fund more public safety.

I would prefer less police in my neighborhood.

Increase the administrative police staff and adequately compensate them for specialized training and certification i.e. forensics and victim services, etc. Neighborhood policing can occur today by encouraging patrol officers to get out of their cars and talk to residents in neighborhoods they patrol. Police should get paid overtime by companies like C3 to patrol SXSW not residents. This extra money can be used to pay administrative staff.

More effective traffic law enforcement, especially red lights and speeding.

More resources should go into police accountability. Be that body cameras, funds allocated to oversight committees, etc.

Not enough experience with these services to comment on budget. APD seems to not be able to follow up / close burglary cases, but has money to buy riot gear, helicopters and other items. Reprioritization may be better use of existing funds.

Our home was burglarized in November of 2015. The investigator on our case did not contact me for more details until January 2016. This was very troubling. He blamed the delay in a lack of staff to cover all of the burglaries happening in his designated area. Our home was the 8th or 9th burglary in three months in our neighborhood. We have not noticed an increased police presence, and to my knowledge, none of the burglaries have been solved.

Our neighborhood's crime rate has gone up dramatically. We need more community policing.

Property crimes seem to be on the rise in Austin. Stop manning speed traps for monet, and put the expensive police force to work protecting the citizens.

We need more police and fire, will to pay.

**Planning & Development**

assuming CodeNext finally gets passed; the operational budget of a simplified codes should eventually allow for reduction of these budgets but until then...

Encourage walkable, connected central neighborhoods with mixed use and sustainable density and affordable housing for middle class and service.

I have heard too many complaints about the building process in Austin, but I think the solution is that developers should pay higher fees.

I'd like to see Planning and Development do more with less.

Large projects where a single or a few companies are profiting should have increased costs/fees, as the larger a project, the greater the impact on all areas and greater requirements of city/community resources. This is how development pays for itself (or, at least, one of the ways...). Stop giving away Austin to the high bidders.

Larger fees for developers who don't follow the rules everyone else has to play by.

Manage the restructuring when adding new business's and residential.

The city needs to fill the two vacancies in the Office of Historic Preservation. Why has this not happened yet? Also, the city needs to continue it's historic resources survey in East Austin throughout the city. This helps to identify which properties are historic and worth preserving.
There are so many inefficiencies that must be fixed before throwing more money for Planning & Development. They can benefit from Business Process Improvement to identify a process that is transparent and efficient.
Transportation planning!
You haven't got it right yet, what makes us think you will get it right with an increase. Reduce and reuse, get it right first and then we can talk
<b>Economic Development</b>
Affordable access to art and entertainment is an important issue for a growing city as is small business development.
Again, it cost too much to do business in Austin, why do you think they are moving out of the City Limits
Economic Development is an area where the City can decrease funding because it can be privatized. Let foundations and partnerships form to help our economy.
I believe strongly in free enterprise-get out of the way and let the professionals handle business! the city doesn't need to recruit, subsidize or educate the business community. There are great chambers of commerce that do a better job and are privately funded.
No more tax or fee incentives for expensive condos, apartments, or companies
Our economy is doing great. It doesn't need any government help.
Slow it down.
The city is fine on commercial growth for now. Take advantage of the 'desire' to be here. Like Apple does with their products.
The F1 Track, Intel building, Domain, and most other "Economic Development" subsidized commercial endeavors have always proven to be a net loss for the taxpayer.
The impact to historic neighborhoods and structures needs to be considered for all redevelopment and development projects.
Understand that creative services such as performing and visual arts are THE driving force for cultural identification, tourism, and economic development. We can not have the live music capital without our creatives.
Redevelopment is going gang busters without city staff managing projects. Implement a "creatives tax" for new retail developments to help fund services for performing and visual artists.
We all know our city does not have the infrastructure to support its growing population, so maybe stop offering huge tax incentives to new business to move here, and get the ones that are here to start contributing what they know they should to make this city livable again. It is not livable - not affordable, not easy to get around in, and no longer really very fun, unless you are young, white and rich.
<b>Watershed Protection</b>
Austinites should be paying attention to this, but I don't believe these are issues that we can just throw money at.
Waller creek is the poster child project for a good idea turning into a vast irresponsible use of taxpayer money.
We need more plans about flooding issues.
There needs to be tighter regulations on what can be built in Austin. The flooding in my neighborhood is directly related to increased and insensitive development on South Lamar. There are homeowners on my street who are still waiting and going through the buy-out process. This is scary because if nothing is done to prevent flooding in the future, my house will be next.
Please spend more funds on drain culvert repair. This protects property, restricts erosion and protects the rivers and streams from dirty street water run off.

Austin is a leader in WQ policy, planning, and protection but spends excessively on it. More UT and public-private partnerships can reach the same results.

**Infrastructure & Transportation**

better bike, pedestrian, and transit options. No more wide roads that encourage speeding. Parking management districts (instead of tons of individual parking lots per business). Discourage increased traffic by providing options and making sure suburbs pay for their usage in city.

Build and fix sidewalks in heavily foot traffic areas. There are numerous neighborhoods east of IH35 that do not have sidewalks or do so for a block then nothing. Also build safe crosswalks for pedestrians to safely traverse a street such as east Cesar Chavez.

Congestion is here to stay, the only thing that can be improved is giving people alternative means to get to their destinations.

Create a transportation system that discourages folks to get in their vehicles to commute and to drive in general.

Expand light rail, please! Spend money on public transportation, not roads.

I would like to be able to walk places more but it is dangerous to do so without more pedestrian crossings and sidewalks.

I'd like to see more money devoted to expanding public transportation, promoting/incentivizing ride-shares and addressing transportation needs in general as the city rapidly increases population.

Increase public transportation, light rail, traffic flow through major corridors.

ALL 'Right/Left Lane Ends Merge' signs should be changed to read 'Lanes Merge' so people will 'zipper' or merge one for one (this would also be advised for 183/Airport/7th street traffic near the bridge)

Increased fees for big developers would help pay for increased demands on our public transportation infrastructure (expansion, reworking due to big developments replacing lower density).

So, there would be an increased expenditure without affecting existing residents' taxes.

Invest in bike & ped infrastructure. Stop thinking the solution is vehicular transportation!

Let's become a walkable city. Let's improve sidewalks by allowing tax discounts to property owners who install new sidewalks in front of their buildings or homes.

Let's do something like Mexico City and Paris and remove half the cars from the streets every day. Austin has the power to be a city that does not require driving. It's time for tough love.

More bicycle, pedestrian, and transit facilities!

More sidewalks and bike lanes

PLEASE FULLY FUND THE BICYCLE MASTER PLAN

Protected bike lanes on 3rd Street are wonderful & safe. More of these, and more sidewalks & pedestrian ramps, please!

Road diet on South First. It's dangerous just to walk on the sidewalk. Waiting at the bus stop is dangerous and scary.

Safe bike and pedestrian projects are my #1 budget priority. Bike lanes and trails specifically.

Sidewalk/ pedestrian infrastructure critically lacking

There are still a lot of areas in east Austin that don't have basic infrastructure like sidewalks.

We can do a lot better.

We have a HUGE transportation issue in Austin. I only live 5 miles from work but sometimes it takes me 60 minutes to get home in the evening. I ride the bus regularly, but the flyer stops are not very convenient to my home. The distance to work is very bike-able, but I do not feel safe riding a bike on most of the roads in Austin, especially during rush hour. Better public transit, better bike infrastructure, and better ride-sharing services need to be offered.

We have very prominent bike lanes. More needs to be done on bridge and street repair. Plus, the new developments in Austin don't have sidewalks. Even if the developments have private roads, sidewalks need to be provided.

We need regular street cleaning of bicycle lanes, because large amounts of road debris accumulate there.

We need to add additional budget to start looking at creative ways to match a city bond proposal to increase public transportation.

**Health & Human Services**

Address the homeless issue

Come up with better programs and initiatives that allow families and individuals to know about housing landscape in Austin.

Cost of living is too high in Austin.

Do not allow (give money to) developers to create "affordable housing" that only lasts a short period, then disappears only have the developers be able to sell at market rate.

I would like to see childcare services offered to City of Austin employees. For example, a day care close to city office buildings. Many cities offer this service, and I think it would be beneficial.

I'd like to see rent control/stabilization to deter price gouging on rentals and hotel room costs. Also, as property taxes skyrocket many low-income homeowners or small business owners are forced out. I'd like to see some regulation or public assistance funds allocated to lower-income property owners.

In the same way that the Library is currently partnering with HHSD to promote a healthy lifestyle, don't increase funding, but encourage employees to collaborate and break down barriers to collaboration.

mental health is a critical need and should receive far more funding and attention than animal shelter & pet adoption funding

More permanent supportive housing is needed.

The city cannot force affordability without taking those funds from over-taxed residents. The market will have to control this.

We need more mental health & homeless services. This especially affects us in the central/downtown area.

We need to reconsider the no kill policy, eventually the current facility must expand at a cost to the taxpayer. People are moving to the city with pets who end up at the shelter these may or may not be "fixed" i.e. unwanted puppies and kittens.

You give #'s "served," but not actual \$ spent. It's great if you helped 6000 people find housing, But not if it cost \$600,000. Did it?

As for subsidizing low income housing, you exacerbate the divide. Everyone but the wealthy, who are willing to pay the taxes, and those dependent on the wealthy leave the city. Middle to lower income folks, families stretching a budget, and the wealthy who don't want to spend their money that way are out there to the suburbs or another city altogether.,

**Clean Community & Austin Resource Recovery**

Austin Code is a mess. They are wasting tons of taxpayer money on chasing down property owners who aren't doing anything wrong, while ignoring problem properties/tenants.

Blight destroys neighborhoods, hold landlords accountable for substandard housing

Can we please have curbside compost?

code compliance has been pretty much an abject failure based on over-regulated variably enforced system. in lieu of throwing excessive good money; de-fund.

expand composting to other neighborhoods

I believe South Austin is lacking in this area. There is always pollution, road debris, or people's garbage along the streets and public spaces. Visitors to our city have commented on this before. I'd also like to see improvements to make the intersections of streets more pedestrian friendly, walkable, and beautiful. Other cities have done a good job of making these transitions spaces that attract, not detract city residents.

I support composting.

Why does Litter Abatement and Waste Diversion fall outside of Austin Resource Recovery?

composting
Curbside compost pickup.
Curbside compost pickup.
Curbside compost please
Expand composting to other neighborhoods.
I would like to see the city offer compost services.
implement a green recycling program for organic waste.
Impose steep fines (or a three strike system) for people who don't dispose of recycling and composting correctly. Reduce the number of pick up spots. People could walk to the end of their block to drop off their trash.
We need more types of recycling available.
Weekly recycling pickup would be nice.
<b>Austin Energy</b>
1. Get out of the energy business unless a case can be made that it is more profitable than the way the rest of Texas does it (cities don't run power companies). 2. Let the savings from efficiency upgrades be more of the value and tax coverage less.
Again-at what cost? We pay exorbitant rates, and the city council votes for "green at any cost!" another reason housing is so expensive.
I have issue with how Austin Energy invests and uses money.
More green energy, consider hydroelectric
Tell Austin Energy to stop buying so many tchotchkes from China to give away at events. We don't need more branded stress balls.
The volunteer energy saver program is great.
<b>Austin Water</b>
Encourage xeriscaping or wild lawns. charge higher rates for very high usage.
Purchase properties to help the aquifers
Tell Austin Water to stop buying so many tchotchkes from China to give away at events. We don't need more branded jar openers.
<b>Final Comments</b>
Again, I'm typically for a restrained City budget. However, I do think the City should be careful to 1) Work to solve the transportation issues facing our city [and would support a bond to do so], and 2) Not lose sight of the things that made Austin the city it is today; and that is the arts and artists who live here. Support them, and do what we can to keep pockets affordable to them. Otherwise, we might as well just all go live in Dallas. Ugh.
Austin Water seems to be poorly managed for the amount of money we pay for water and wastewater services. The new tier system charges outrageous rates during summer months...and we have all native or naturalized plants which require considerably less watering than the average Austin home!
Between property taxes and high cost utilities Austin is becoming unaffordable. We must cut expenses everywhere we can.
Dramatically increase social services and support for impoverished and underrepresented people at the expense of coddled tech workers and police.
Find and use every resource available to solve our traffic problems.
Staff the Preservation Office to full capacity so that one person doesn't make all the demolition decisions. Preserve Austin's neighborhoods with homes that fit the character of their neighborhoods, instead of allowing monstrous multi-family "urban farmhouses" being built in a community of ranch-style homes.

Good exercise. Nice work!
Great survey, very interactive!
Heard about the survey at the Mobility open house event
Help us Zimmerman. You are our only hope. No one else asks the tough budget or policy questions like you do. I know you're crazy on some things too, but on some budget items, I feel like you're the only city council member who reasons and considers the interests of the taxpaying voters. Bonus credit awarded if Kitchen, Casar, Houston, Gallo, or Renteria and their staffs end their terms wearing an orange jumpsuit courtesy of the Travis County taxpayers. Thanks.
I believe there's a ton of waste in City Government. I also believe that we're doing a lot of things that isn't the business of local government. It's not our place to house or feed people. It's not our business to buy out houses in flood plains. It's not our business to provide entertainment venues for musicians and their audiences. I've lived in Austin for decades, but, like my older neighbors before me, I'm going to have to vacate because it's too expensive to live here. I wish city council would once in a while ask, HOW MUCH WILL IT COST, AND WHO'S GOING TO PAY FOR IT?
I did not see the arts including in this.
I would like to see more historic preservation planning in the city the tremendous growth is destroying older neighborhoods. Cost of houses in this city is horrendous. Finding a way to slow the growth of prices should be researched. Our parks are historic and there needs to be a preservation professional in the park. We would also like to see the historic survey of the city be funded.
In general, please try to keep the taxes down.
Marianne's test. Ignore.
Not sure how much control city council has over CapMetro, but the service down here in council District 8/southwest Austin is really bad. I would like some money to be diverted from railway lines in Leander to building at least 1 bus stop in my neighborhood of 1,000+.
Please excuse my excessive cursing. I am uneducated.
Please increase funding for transportation! We have too much congestion!
Please invest more funding in the arts and transportation. The arts are what draws tourists to this wonderful city. The traffic is what makes people leave this city. Placing sensors on traffic lights will help ease congestion. Adding bike lanes will make it easier and safer for people to commute by bike. More public transportation options at night would help curb drunk driving. Thanks!
Saw link on Reddit
TAXES ARE TOO HIGH! The City must LOWER the tax rate to compensate for radical increases in property valuations.
Thank you for asking for our feedback.
thank you for giving citizens the chance to give input. more fees for developers please! they are bringing in more people and tearing down neighborhoods and crowding our roads and parks and restaurants and the costs are passed along to renters and existing homeowners rather than the developers.
Thanks for the opportunity to provide feedback. :)
The Austin Public Library posted this to their website. Thank you, APL!
The City of Austin has become very top and middle management heavy: this comes with a HUGE salary and incentive burden. This exercise is an awesome idea!

This tool helps to provide feedback on where we think money should go on a relative basis. But, it doesn't capture the real problem with our taxes and city budget.

The problem is that the amount we are taxed is determined by multiple levers (appraisal, tax rate, bonds). While bonds must be approved by the citizens, the other two are out of our control. As appraisals rise, the city gets more money and grows its programs to match. Then if appraisals fall (or don't rise enough), the council approves a tax rate increase (since we cannot under-fund all those very important programs). The net effect is that revenue always rises year-to-year, and some years (due to rapidly rising property values) revenue increases dramatically. Rising revenue always yields bigger, more expensive government. We need a different way of calculating property taxes!

In my opinion, appraisals could be used for determining the relative amount of the the pie you (the individual tax payer) will fund. But the total size of the pie should be limited to some number of dollars per capita, plus a reasonable inflation factor. This fixed formula should only be changed if the citizens approve of it in a vote. This would ensure adequate funding, and government growth restraint.

This was a fairly effective presentation of both the costs and the services we receive for them. I feel like I was able to make an informed decision about where tax dollars should go.

Very interesting. I wish it were more granular (e.g. being able to select specific parks or roads to alter funding for), but I understand that that would have been too complex. Great app!

We need more sidewalks and more stern commitment to Vision Zero. We also need to focus efforts on alternative transportation by first bettering our transit system, then bike/ped routes.

# Comments - District 4

Parks & Libraries
Between property taxes and high cost utilities Austin is becoming unaffordable. We must cut expenses everywhere we can.
Building and landscape updates should go to Little Walnut Creek Library.
Cemetaries are bad land use, where land in the city is getting scarce. We need to look at decommissioning them entirely.
Extend pool and library hours
Good lord please give Austin Public Library some more money and earmark it towards PROFESSIONAL staffing!!!
libraries should be able to keep the fines they collect, since they may need to increase the number of materials they keep if patrons keep materials out too long. ALL patrons wish their fines went to their local library.
Maintain pubic space more often - mowing / tree trimming on roads and medians
Need more restrooms in parks.
PARD has too many front line employees who spend too much time doing too little.
With the increase in the minimum wage for all city employees there should be an expectation of greater responsibility and acheivement by these employees including lifeguards.
remodel little walnut creek library.
Public Safety
APD needs more help than money can solve.
Better street patrol. Traffic safety is important.
Between property taxes and high cost utilities Austin is becoming unaffordable. We must cut expenses everywhere we can.
Fund the new courthouse!
increase policing in high crime rate areas.
Police should not be paid via overtime, but a good salary to begin with. If we dealt with homelessness and drug treatment we could reduce crime significantly. I'd rather see money going into prevention. The police I'm sure would support that idea as well. They need services to refer folks to! Maybe need a team of social workers to work for the police department to match people up with services.
More \$ to muni and community court to remove backlogs, as well as provide creative restitution, restorative justice and other alternatives to prison where warranted and safe. Prisons are VERY EXPENSIVE and a drag on our economy if the folks in them could be working instead. Need services to help folks get their lives together, not put them behind bars.
There should also not be long waits for court. BAcKlogs should never happen. Need court to be current and up to date.
Stop creating unnecessary causes for enforcement and can start seeing saving here. We also know that any new code like texting and driving or bike helmets are disproportionately used to cite people of color and low income individuals.
The police force should be cut, Police payroll should be cut.
There are ample police and fire officers, they're well equiped, and they're paid well. We really need to stop acquiescing to the public safety unions. The only way to reflect that in this tool is to reduce services across the board.
We spend too much on policing.



<b>Planning &amp; Development</b>
Between property taxes and high cost utilities Austin is becoming unaffordable. We must cut expenses everywhere we can.
Can we please STOP enticing people to move here when we don't have the infrastructure to support the people already here??
Current funding levels should be more than adequate if major changes are made in management and rules and regulations are greatly simplified. People who don't like their jobs should be replaced.
Hopefully code next help simplify the code and streamline code enforcement
Land use planning is too limited as it relates to integrating this planning with transportation planning.
Planning work needs to be reduced by CodeNext by reducing complexity and thus reducing need for so much staff time. Should be more self-funding. Staffing should be objectively reimagined from the ground up. Permits office should have a division that deals with homeowners so they don't get talked down to because they are not contractors. Office should welcome homeowners who are remodeling, over new folks, as remodeling saves resources.
Stop pretending single-family homes & six-lane highways is a sustainable model. So much of the success of public transportation depends not on direct funding but on other factors within the council's control that yall have been too eager to ignore. Stop fooling. Zone for density.
Unless this is for affordable housing, I do not think we need more planning & development.
We need an integrated urban high capacity transit plan and system in place so we can achieve the goals as set forth in Imagine Austin, the community endorsed vision of our shared future.
<b>Economic Development</b>
Austin's growth seems inevitable. I don't see much need to promote it at this point. It also seems counterproductive, given that we have neither a secure water supply nor sufficiently diverse transportation infrastructure to support a larger population.
Between property taxes and high cost utilities Austin is becoming unaffordable. We must cut expenses everywhere we can. Cut corporate welfare.
Cut out the global business development all together, focus on local small business development. Not sure how to code that! Should stop attracting high-wage businesses that draw with them a trail of out of staters moving here for those jobs. We need more jobs which pay moderately....not enough to move across country for, but enough to support those who are already here. In redevelopment we should make sure we are not encouraging urban renewal pushing out the mom and pop family businesses by raising rents. Focus on small business development should include preserving businesses which lend character to an area by supporting them where they are....going out to see them, not asking them to come see you.
Restore the Dougherty
Stop recruiting businesses from other cities and put more emphasis on supporting small businesses in Austin.
Take Cultural Arts and Music Entertainment out of Economic Development. The arts are central to to what makes Austin a desirable place to live. That fact needs to be recognized by the City Manager and City Council Members. The lack of affordable residential housing for artists and the crisis of affordable performance spaces must be addressed immediately.
We have 3% unemployment and can probably tolerate some savings here before someone goes out and blows another wad on something like F1.

<b>Watershed Protection</b>
Between property taxes and high cost utilities Austin is becoming unaffordable. We must cut expenses everywhere we can.
Gotta look at permeable surfaces. I am convinced that hard surfaces in the city are contributing to back to back historic floods in the county
Low-income areas in Austin should be prioritized.
Prevention, Maintenance, Prevention, Maintenance! SOO Worth it!
The explanation does not say where the capital Improvement Project money is transferred from or to. If there is no good justification for it, then eliminate it.
Yo, let's actually get a water management district. Crying shame that "liberal" Austin doesn't actually manage groundwater.
<b>Infrastructure &amp; Transportation</b>
Between property taxes and high cost utilities Austin is becoming unaffordable. We must cut expenses everywhere we can.
The bike bridge over 360 at Mopac is a shameful waste of taxpayer money.
i've learned to live with bad on no sidewalks
More people = more traffic. More people = more traffic. Too many people who don't take transit = traffic. make transit better for more people= fewer people frustrated in traffic. Focus on transportation options that make sense and help people who need transportation get around.
More public transportation. I realize this is mostly CapMetro/state, but we need urban rail.
More speed bumps in neighborhood. Children are getting hit by cars.
Need to spend more money to improve bus transit, with signals, queue jumps and transit lanes. More money for pedestrian safety measures such as hybrid beacons, crosswalks, and stop signs.
Please use the balance of my savings doing anything to get the rail projects back on track.
Repair already existing sidewalks, streets, and traffic signs before investing in new ones.
We need a rail starter line on the November ballot pronto.
We need complete sidewalks.
Zone for density! Zone for density! Zone for density!
<b>Health &amp; Housing</b>
"No kill" is more expensive than anybody is willing to admit-in dollars and in stress on the front-line staff.
Actually affordable housing is one of the most pressing needs in the city. If current trends continue I will be forced to leave Austin eventually.
AFFORDABLE HOUSING. Not just for elderly, disabled, or those in need of mental health services (though those groups should certainly receive services), but also for LOW-INCOME groups here in Austin.
Between property taxes and high cost utilities Austin is becoming unaffordable. We must cut expenses everywhere we can.
Developers don't need assistance. Enough development already!
Hard to evaluate cost per person housed without any numbers. Make sure the costs are not out of line with other options.
I suck but I don't think that no kill is the best option...
Implement solutions for homelessness
More money for low and moderate income housing. We spend way too much on animals; that money should be spent on housing humans.

We already have a separate agency with separate taxes for health related problems. All responsibility should be transferred to them. If the government would get out of the way, the charities and free market would take care of the rest. We must stop subsidizing street people because the demand for their services is limitless and the more we subsidize, the more they move here.

We have a HUGE homeless problem. Not just downtown. I am afraid to drive out of my neighborhood I'm accosted by so many homeless at the intersection of 183 & 35

We need more affordable housing!!!!

**Clean Community & Austin Resource Recovery**

An alternative to reducing Austin Code services might be having codes that were reasonable and clear.

Between property taxes and high cost utilities Austin is becoming unaffordable. We must cut expenses everywhere we can. Code is dysfunctional, and should not be allowed to continue to exist in its current form. Needs new management and a new outlook. Should be a service. Currently it's not. Should NOT be made up of retired police. Should be about education and protection. Needs a decent MIS before doing anything. Currently can't even keep track of cases effectively. Needs new culture and new management!!!!

Code should put more emphasis on repeat offenders and take action against them.

End the wasteful and destructive NET program

It is better to deal with code compliance with consequences for serious violations than it is to have code compliance going everywhere and harassing people over minor issues.

Simplify and streamline with code next

These look like they are primarily intended to regulate private enterprise. License and registration fees for those enterprises should be scaled to fully fund this activity.

ARR should develop an education and outreach campaign that reaches a broader swath of the community. Partnerships and particularly paid sponsorships should be vetted for cost effectiveness.

Between property taxes and high cost utilities Austin is becoming unaffordable. We must cut expenses everywhere we can. Recycling should be dropped unless it can become self supporting.

CITY-WIDE COMPOSTING!!!!!!! We are so behind on this. Please make this a priority and an affordable one for ALL!

Curbside compost, please!

EXCELLENT! You do need a north location for hazardous waste, or a quarterly citywide collection, though.

I wish a tiered recycling fee was available the way it is for the trash cans. My recycling bin only gets full about twice per year, yet I have to pay the same as people who fill theirs twice per month.

More focus should be on education of home recyclers to reduce bad batches that get diverted from the recycling stream.

We need partnering for more recycling bins in public places. Recycling options today are pathetic.

**Austin Energy**

Austin Energy has too many employees that are too independent and in some cases overpaid.

Between property taxes and high cost utilities Austin is becoming unaffordable. We must cut expenses everywhere we can. AE should not transfer \$\$ to the city and AE should have an independent BOD and not be accountable to the City Council

No change.

The rebate program amounts to a regressive tax. People who rent have to pay the fee to support it, but they are not eligible to participate. Why can't AE just reward energy efficiency through rate structuring?

<b>Austin Water</b>
Austin Water under its current management has done a poor job in managing the utility, which has led to rate increases every year for some time.
Proposing to build Water Treatment Plant 4 was an expensive and unnecessary waste of precious funds.
A change in upper management is needed.
Between property taxes and high cost utilities Austin is becoming unaffordable. We must cut expenses everywhere we can. AW should not transfer funds to the city and should be interdependently managed.
Get rid of fluoride in drinking water
The city should provide water that is safe and clean, but leave the very expensive parks and environmental issues for others to deal with.
Water management district, for real.
We should cut the budget and make up for it with a rate increase to encourage conservation
<b>Final Comments</b>
Blues on the green roxxxxx!
During the boomtimes we need to repair/upgrade infrastructure such as storm drains that were built before modern engineering standards. Also, fix existing neighborhood pools. And stop the social engineering that is the Planning Dept. What a huge waste of tax dollars is the CodeNext project.
Fully fund the bicycle master plan and sidewalks.
Let's work on getting rid of duplicate services.
If we could put the homeless to work picking up trash instead of creating it, that would be wonderful too.
One can only hope that our City Council spends our hard earned money and tax burden wisely! I would like to see the money for art in public places be from the private sector rather than our taxes that should be spent on essential public services.
Please do not make any more investment in attracting newcomers to the city. Let's work on making the city a livable, affordable, safe, healthy, and sustainable place for current residents - not just those moving in with 6 figure incomes who aren't as invested in the community as families who have lived here for a long time.
Please focus on letting capitalism work. Thank you.
Please stop spending on "nice to have" items, and focus on "need to have" items and services. Austin needs to get back to basics when it comes to city services, to support its growth and insure the safety of its residents.
Really cool way to explain how increasing budget for certain things affects my taxes.
Reddit.com/r/Austin
Thanks for asking for our input!
Thanks for doing this. When and where can I observe/attend/influence the discussions on these issues?
The number one priority should be developing public transportation.
This is a neat, informative tool. Thanks!
This must be a joke. I bet these results end up straight in the circular file. Why would you ever take input from the people? You dont care about us.
We need a real rail system, it's only going to get more expensive the longer you wait

Why do you ask these questions when we all know that answers from the public will not have any affect on the out-of-control spending by our local governments agencies?

Why not ask about limiting the pay and benefits of city employees as a way to reduce taxes? Anyone who has been to the city offices has seen a lot of employees that are very comfortable and do not show any particular sense of urgency about their duties. Why do they deserve treatment that is so much better than the rest of us who pay taxes and work in the private sector?

you spend too damn much trying to get people to move here, and then can't afford the problems they cause.

# Comments - District 5

<b>Parks &amp; Libraries</b>
Add funding to after school and summer camps.
Austin has done a great job providing parks throughout the city. Austin's parks are on the top on my list of why I love Austin and why I continue to live here. In the parks that I frequent, I have noticed how the city has provided areas that allow individuals with mobility issues to still enjoy aspects of the parks. The issue I have noticed with libraries is they appear to have become a haven for transients (e.g. camping around the building, loitering inside). From what I have witnessed in my former role as a COA Paramedic, the library's amenities provide the transient population a respite from the outdoor weather, access to electrical outlets and bathrooms. Unfortunately, this places the library's personnel in a difficult position and discourages regular citizens from utilizing the library.
Continue ADA Compliance requirements for parks, increase technology in libraries
increase
Increase parks maintance
PARD is spending way too much money on downtown parks and regional parks instead of adding new neighborhood parks. Pools are not being open because the city can't afford to pay for professional life guards. Neighborhoods have gone without a local 3-8 acres of park, because the focus is to have everyone get in their cars and DRIVE to a regional park, instead of walking to a park and interacting with other neighbors. I will not be voting for another BOND election until the PARD Director is removed from her position, she has mismanaged the funds. City Council Representatives, STOP BUYING GOLF COURSES, they are harmful to the environment and are costly to maintain. We need neighborhood parks for our children!
Parks have heavy maintenance needs that don't seem to be being met.
spend the current amount.
Stop blowing leafs off the hike and bike trail, what a waste
The Helen Higgins pocket park playgrounds have been broken for WAY too long.
The more infill apartments, the more parks, libraries, and positive free-time opportunities we need.
The new library downtown is a waste of money. I for one will not drive town to use it. The city could have chosen another location or made a smaller facility for downtown. The areas that need services you ignore. Those funds could and should have been directed to other existing ones.
<b>Public Safety</b>
By improving downtown, you are pushing criminals and vagrants south, with no oversight.
Freeze the APD budget this year as a start. Then drastically reduce the over investment in the police force.
I am interested in efficiency and productivity improvements (investigations resolution) that can improve the ratio of required resources for community policing. A property crime series which is not quickly investigated can lead to multiple future thefts.
I retired from ATCEMS with 25 years of tenure. When I began my career as a paramedic, we as an organization were lacking in resources back then (i.e. personnel and ambulances). We are in a constant state of making due with less. Although I'm all for tightening the belt and getting things done, I'm not for the sacrificing of the front line (boots on the ground) personnel as a way to do it. We are forcing good people to leave ATCEMS just as a means to literally survive and have a quality of life. EMS needs to evaluate the number personnel devoted to the OMD and OPC and what assignments are truly needed to function effectively. The need for more funding to the Community Health Paramedic Program and the evaluation of how it can expanded.

More attention needs to be paid to police brutality issues/surveillance/interactions with communities of color and low-income residents.
Police are just about worthless and I can't remember a time when I found one helpful or needed. They generally only add stress and confusion to any situation. If I was robbed I would just chalk it as a loss, if I went to the Police I am likely to be blamed, accused of something else, beaten, or worse.
Stop closing 6th street to support drunks.
The Public Safety depts. have received unbelievable increases even in years the City could not afford to do it. APD officers are paid more than any other police dept. in Texas while other City employees are not. When we have police officers making more than the mayor there's something wrong!
This is a huge expense. I'd like to see evidence that neighborhood patrols decrease crime as opposed to just increasing harassment of minorities.
We need aggressive recruitment of more pd and fire. The overtime is killing the city.
We need to increase funding for Crash Scene investigators to include better understanding of engineering, environmental, and behavioral factors resulting in traffic deaths.
What about looking at salaries & benefits? Unnecessary equipment purchases? Costs of the pre-F1 homeless round-up every year? Costs of fee-waivered events every year? What category are all those things under?
You don't list police budget here. They are always clamoring for more officers and more money but until I see the current crop being used more efficiently they don't need more. You don't need multiple police cars at a simple traffic stop (it didn't require 2 to stop me for going slightly over the speed limit in an area (MoPac) where the speed limit kept changing) and too often I see them groups of them parked under overpasses or in parking lots talking and they are still there 30 minutes later when I drive the other way. Time wasting, tax-payer dollar wasting.
<b>Planning &amp; Development</b>
Create a Department for Neighborhoods to help balance community involvement and engagement in the process. The one stop shop should be improved but should be self liquidating or self funded.
Development needs to freeze until equity processes are implemented. Development is driving gentrification which is destroying communities of color.
Do not let DSD be an enterprise dept. Find a different code writing consultant.
I fear that Planning & Development is overly influenced by developers and are not performing in the best interest of the citizens of the City.
The Comprehensive Planning Department is spending money on other city services. For that reason I do not want my tax dollars going to a department that is funneling my money without my consent. Assistant City Manager, Sue Edwards is NOT doing her job effectively.
The needs of development are still not met - big step in the right direction last year, but only one step, let's climb those steps all the way to the best. Do not make DSD an enterprise dept.
This recommended increase should be used solely to assist current residents with improvements made to property owned for 5 years or more.
Unfortunately I don't think an increased budget translates to more effective work, but I do think these issues are critical for Austin. Still, I think Austin overpays consultants on the many (too many) plans covering Austin. CodeNEXT seems like a disaster and does not appear to be due to budgetary constraints; let's at least not let it be an extravagantly expensive disaster.
We over plan and undeliver. Streamline the rules and what the City must approve.
Whoever does the planning now is clearly overpaid and ineffective. New Blood is needed.
With more development comes more permits, volume increases in permits would require more staff to process them.

You really don't want my and over half of Austin's opinion of these. The City does a terrible job of planning. They need to start listening to the people that live here. To much growth to fast and to many incentives paid to business.

Zoning is bloated, bureaucratic and can be self funded through fines and permits. Streamline the zoning process and drive revenue internally.

**Economic Development**

Economic development has turned Austin into a Disneyland for adults at the cost of destroying long term communities. Equity now not growth,growth, growth.

Economic development, development and business development should be left to the private sector. We definitely don't need any money being spent on recruitment. There are already too many people here and not enough housing or water.

Economic growth is important, but pet projects run by the COA are not (read: stop doing the New Year's Eve thing)

It doesn't seem that we are working in the right direction here. We don't need more tech jobs, we need more jobs paying better wages for our hard to employ and low income citizens. People at the bottom of the pay scale can't afford to live here.

Music should become part of the Cultural Arts Division. Consider a Cultural Arts Department that would also include cultural facilities managed by Parks Department.

On Redevelopment & Commercial Stabilization, this should be a self-supporting program that doesn't cost money, but actually makes money. The City owns valuable land; don't let developers take advantage. And I don't think we need to spend any money recruiting employers; they are going to come here no matter what. Musicians, on the other hand, won't come/stay if they can't afford it here. Don't let Austin lose what makes it special.

Quit wasting money on temporary "art" that looks like construction garbage sites and spend available money on art that represents the culture of the various areas and neighborhoods. Put it on places that attract graffiti so locals don't deface public property.

Rebalance recruitment towards local small business

Stop targeting businesses such as Uber, Lyft, HomeAway and AirBnB with protectionist ordinances benefiting legacy industries at the expense of consumers.

The city of Austin doesn't need a robust Economic Development department. Economic development is happening without us trying. The staff in this department should NOT be traveling oversees or spending money to pay for alcohol. Assistant City Manager, Sue Edwards is NOT doing her job effectively.

The City spends too much money on promoting growth that benefits only the real estate, and development Industries.

The local nature of Austin is supported by arts development. Small business development is overlap with SBA. Make the State support this.

Way to much focus on blowing up the city. While what made us Austin gets left behind. We want to keep the old buildings that give some sort of history to Austin. Not just build box city. Most of the buildings I see today are hideous and look like Dallas. We need to take care of our infrastructure first and then worry about attracting new business.

we cant keep up with growth, stop encouraging it.

**Watershed Protection**

Attention should be paid to flood prevention in low-income areas (some of which are disproportionately affected by flooding)

Clear flood debris out of frequently flooded creeks like onion Creek. Quit over planning and under delivering.



<p>Serious additional funds are needed for Watershed if they are to repair/maintain the city drainage system, and combat flooding through cleaning streams, discouraging additional impervious cover in floodplains and revision of the RSMP program. Significant investment will be needed for flood detention of the major streams, esp Onion Creek</p>
<p>Water is a key natural resource and we forget about the problem until it floods. There is the same long history of neglect that is driving transportation initiatives. This either needs to be funded directly or by new development.</p>
<p>Without our environmental features, we do not have any further reason for people to want to be here.</p>
<p><b>Infrastructure &amp; Transportation</b></p>
<p>All levels of street maintenance need work, but enough already with the bike lanes--they are just taking lane miles off the street for vehicles and not enough of the bike riders actually use them. I have seen many times a bike rider completely ignore a bike lane and ride in the vehicle traffic lane. Bicyclists are rude and are completely blocking up traffic downtown. They do not obey the traffic laws and will just pull out in front of people without even looking.</p>
<p>By far the greatest benefit to Austin would be improved transportation systems. Roads, rail, buses, and investments into self driving cars, etc.</p>
<p>cars should come first. spending a bike lanes, buses, and trains does not solve traffic problems. Things like traffic light monitoring are more important and benefit more people.</p>
<p>Charge drivers a tax of \$500/mo for the privilege of driving. Yes, I own 2 cars, and will pay the tax.</p>
<p>Devote more of our money to improving Austin roads city wide (that includes South) and less to expanding the bike infrastructure at the expense of existing roads. They are a very small percentage of the city population.</p>
<p>I think this whole bike thing is crazy. Who is going to ride 5 miles to go to work in 100 degree heat. 60% of Austin has kids how are they taking them to daycare. There are better places to spend the money.</p>
<p>Improve existing roads so traffic flows more smoothly.</p>
<p>Keep to \$15M/year for sidewalks as per the Sidewalk plan, more pedestrian hybrid beacons, code compliance for overgrowth along sidewalks, funding to accomplish Vision Zero, safety programs. Block the box and no rights on red downtown.</p>
<p>Light Rail is needed from South to North Austin. Also from East to West.</p>
<p>Major Arterial right-of-way acquisition and construction.</p>
<p>Subway design and construction</p>
<p>Make developers pay for sidewalks -- no more optional outs. We can't depend on TxDOT or CAMPO to fund bike and pedestrian facilities, so Austin needs to fund those.</p>
<p>Our roads and bridges are broken. Our roads are terrible. They should be concrete. Why do people want to move here; we don't take care of basic infrastructure.</p>
<p>Priorities: light rail and other public transportation options, plus options for safe biking.</p>
<p>The city allows developers to erect its projects so close to existing roadways that it doesn't allow for widening of the road in the future. The implementation of more alcoves to accommodate the Cap Metro stops would assist with the flow of traffic.</p>
<p>The roads in Austin are terrible and there is too much congestion. NO MORE TOLL ROADS. I don't understand why the city doesn't just raise 2222 so that it completely connects 35 with MoPac and create a loop. It would fix so many issues so quickly. The other point is MoPac and 290 needs a direct exit without having to use 360 on the south side. It only slows traffic down. LOOPS ARE YOUR FRIEND.</p>
<p>The sidewalks in this city are a mess - they either don't exist, or are in need of maintenance and repair. I drive places nearby because it is NOT safe to walk (the street is often the only walkable option in the Zilker neighborhood where I live.)</p>

The Transportation Department is not focused on solving our mobility issues. The director would rather spend his time trying to control what other jurisdictions are doing. Something need to be done before I agree to spend more of my tax money for a department that is incapable of handling our immediate needs. I will not be voting for this years BOND election unless you find NEW management. Assistant City Manager, Robert Goode could be doing a better job managing the transportation department. Robert Spillar is inadequate and Goode allows this to happen.

We are embarrassingly behind the times in our transportation infrastructure needs.

We need mass transit running north & south, and we need more frequent bus routes throughout the city core. Finally, we need sidewalks to connect the city so that public transportation doesn't lead to awkward treks across grass, narrow sidewalks with bustling traffic zipping by, etc.

We need to fund the Sidewalk Master Plan. We should budget funds for this IN ADDITION TO the potential bond money because sidewalks are an ongoing budgetary need not a one off cost.

**Health & Housing**

Accept that no kill doesn't work.

HHS is currently underfunded! Please devote more funding to support low-income residents.

If the city wants to help with housing make it affordable by reducing taxes. Long-time, lower income home owners AND renters should;t be forced out because property taxes make costs rise.

It seems silly to throw money at "affordable housing" without addressing the root cause for its unaffordability.

More accessible, affordable housing and multifamily apts, neighborhoods,

More initiatives to incentivize or require energy efficiency in rentals. Over half of Austin's residents rent, and they have no incentive to spend significant money weatherizing their units. Landlords don't care how high the renter's utility bill is as long as they're not paying it. This costs a lot of energy, especially in the summer. Help renters have some say in having Smart Meters installed.

Much more affordable housing is needed.

Relocation assistance should not be on the developer - let's not increase those costs, but yes - let's provide the service another way.

The cost of housing investment should be analyzed for offsetting cost savings in code compliance and other services such as public safety

The homeless population in Austin has gotten completely out of control. Something must be done in this area. There are seemingly hundreds of homeless camps all over town and the downtown homeless presence is unsustainable. We are constantly harassed when downtown and the trash and filth is ruining downtown and hurting businesses.

The info tab for rental owner developer assistance doesn't tell what it really is.

The Neighborhood Housing & Community Development is mismanaging money. They award big dollars to only a few non-profits who don't spend the majority of the money on affordable housing. The Director, Betsy Spencer is incompetent. Maybe, the City should follow the lead of Travis County, they have less staff and provide more services to a larger population. Spend wisely and remember, I will NOT support another BOND until the city can ensure 95% of the money that goes to this department are spent on city residents and not pet projects and city manager, department heads and staff friends who run local nonprofits for a profit. Assistant City Manager, Bert Lumbreras is not doing his job because he can not manage the Directors of PARD and Neighborhood Housing & Community Development.

**Clean Community & Austin Resource Recovery**

Apparently the Code Department is deficient, but it's not guaranteed throwing money at them will address the problem. Any increased funds should go to training programs and Quality Control review.
Austin needs to look at Dallas, Houston and San Antonio when it comes to code compliance. Stop sucking up to investors and fine them. I see all of this on the news. They have had dozens of warnings now take them to court. That is your job as a City. Unless you don't care about these people. Ask yourself why we are the only city that the fines don't pay for the department.
So many areas (Just north of Slaughter) are, quite frankly, a pig sty. Clean it up, please.
This Department is in serious need for an independent audit.
We need to take care of our community; be the City that people are moving here for.
Add food waste (organic) pickup weekly or 2x month for composting.
Curbside composting. Compost yields far more benefits than weekly recycling. The current recycling bins are large; I don't see how people could fill them up in one week. I do not think, as I have heard, that biweekly recycling means Austin does not prioritize it. It just makes sense in terms of cost efficiency and reduced carbon emissions through fewer truck trips. When considering between weekly recycling and compost, go with compost. It's actually needed.
More recycling. I.e. Every week
Paying for recycling seems counterintuitive. It should pay for itself. Composting bins are a sure way to REALLY get the rat population in Austin to grow!
Recycle needs to be weekly versus every other week.
recycling every week
So many people just throw trash in the recycle bin; we need to enforce our fines, and make the fines big enough to notice.
The Director spends way too much money for the services we are receiving. The lack of public education on recycling is pitiful, who manages that initiative? They should be fired along with Bob Gedert. Public Outreach means the city should come to us, we shouldn't have to drive downtown during dinner hour so staff isn't inconvenienced. Nobody knows ARR wants to expand its residential curbside services. Take the outreach to the residents, don't hide from us. This Department has a notorious reputation for mismanaging tax dollars.
The trash collection folks are doing a sloppy job - always staying in the trucks. Then the trash falls out, and there's little all over the street after trash day. The trash employees need to take the time to mark down who is not using the bins properly, and take the time to implement the fines we have.
Weekly recycling pick up.
<b>Austin Energy</b>
Evaluate those that are worthwhile.
If they have so much extra money, maybe they are charging too much for electric service. Why does AE have so much extra money?
Increase rebates and incentives for conservation and solar voltage generation.
It is a waste of money trying to rebuild a 40 year old house. The rebate program is crazy I looked into it and I would have need to spend thousands because of the changes they wanted to make to where my intake for my HVAC. I thought it was ridiculous that they would think someone who is near 60 and has a disabled husband would then have to climb on a ladder to change a filter.
Lower the Bill. Less transfer to city
More support for low-income customers
See comment on Health & Housing re rental units.

Stop using the Austin Energy as an ATM and making irresponsible decisions like just giving away Holly Street power plant. While I know the current council is not responsible for that, it is the same type of decision that is made time and time again because it is politically correct. I have heard estimates that this decision cost the city more than \$1 billion, and maybe more now that natural gas prices have been low. You make decisions like that and then blame them when they are forced to raise their rates and poor people can't pay their electric bills.

The utilities need to get with the "new urbanist" program and accept smaller easements.

There is a serious problem with this department. Hopefully, the new Director will get a handle on this matter. Until then, I will not support an increase of the budget. Particularly, since this is an enterprise department that brings in millions of dollars.

**Austin Water**

Conservation and protection of water quantity and quality should be priorities.

Don't force me to conserve, then charge me MORE because your revenues are down BECAUSE everyone is conserving water. Jeez.

Fix leaking pipes.

I'm just sure it's underfunded; everything else is.

Less transfer to gen fund

Low-income areas should receive more service re: drainage.

review water usage in relation to population growth, I was here first, don't punish me for watering restrictions.

Sending an email blast to a few households and a PSA to the TV and Radio stations about reducing our water, I see no reason to spend so much tax dollars on environmental affairs and conservation. The money could be used somewhere else in the budget.

The utilities need to get with the "new urbanist" program and accept smaller easements.

Why are we still on one day a week watering when we are opening floodgates and letting water downstream. That needs to be rethought when the lake is full or near full.

**Final Comments**

30% year over year increases in police/fire budgets is not sustainable. Militarization of the police force is not acceptable. A helicopter is a lot of money that could be spent elsewhere. What are we doing about the homeless problem?

Budget should not exceed rate of inflation + growth. City has significantly increased spending over a number of years and it's time to hold the line on spending. Council continues to contribute to the affordability crisis in Austin with tax and utility increases. Don't divert water/electric/planning funds to pay for market rate housing for "affordable" housing outside of city limits. Let voters decide this through bond elections.

Disband the Police and start over. Fire immediately any officer who shoots an unarmed naked mentally ill teenager! Why are the Police allowed to be completely free of fear while the community they are supposed to be protecting trembles in terror whenever a cop car drives by?

Use the savings to help the citizens of Austin, especially homeless people, instead of keeping them in a state of fear and anger. That would go a long way toward making this city more livable!

Employee raises of at least 3% across the board, with 1% additional pay-for-performance for top-rated 25% of employees

Focus on city services related to police, fire, ems, and ROADS. cut out all the waste

Found on Reddit.

Given the number of festivals that we have in Auatin I would expect the fees collected from those events to reduce the tax burden on homeowners

Help taxes are killing us.

I can see the difficulty of making decisions

I did not know what some of the items meant. You might have a way of footnoting for those interested what items that are put on the exercise in sort of shorthand are about.
I don't really agree with including Austin Energy and Austin Water in this exercise. these departments are funded by user fees, not the general city budget. I believe Austin Energy actually subsidizes the general budget. Including these departments skews the exercise.
I found this budget exercise to be a waste of my time since the categories included so many different items that I wasn't able to separate out - there may have been 1 item that I thought needed more attention but it was lumped with 2 or 3 others that I feel are a waste of money so I left it unchanged.
Also, while there are areas that need great improvement, I feel the City should be able to figure out a better way to fix what needs fixing without demanding more of my dwindling income. Why not do a survey asking taxpayers for advise on how to improve services and reduce expenses (and taxes) without making sound like we're approving a tax increase??
I think it is important for Austin to continue to look for ways to offer clean energy and, despite our current wet year, to increase water conservation practices. I also hope that the city will encourage light rail service.
I'd like to see reports on what each department did with the existing budget before voting to give them more. My comments reflected wanting more services and efficiency. Not necessarily an increase in budget. Except for libraries and pools.
If wasting money was basketball, city council would be Michael Jordan.
It's the policies behind the dollars that need reworking. Reducing the funding allows us to think outside the box.
Love the idea. Hopefully you get a nice amount of participants and can scale similar ideas to grow.
Love this idea. Wish everyone in town could do it.
More and better bicycle, pedestrian, and transit facilities please!
Pay increases should not be automatic. The rate of increase should be greater for those earning under \$60K per year, and proportionally less for those from \$60K-\$100K and less still for those earning \$100K or more.
Please decrease the budget for the salaries of anyone who voted to close down Uber and Lyft. Those people are idiots and need to be fired.
PLEASE PLEASE PLEASE increase the parks budget!
Property taxes are exorbitant. The City Council needs to reign in their spending and show financial responsibility. To begin, eliminate all financial incentives programs for new companies. Does anyone really think we need more people in Austin? There hasn't been one study conducted by the City showing that any of the giveaways have had positive net benefit. Over the last 10 years, the congestion, quality of live, infrastructure, time on the road and every other measure of civil and economic well being have deteriorated. No one at City Hall has taken these measures into account when giving away money to some of the wealthiest companies in the world - Apple, Intel, The Domain, F1 track. The City has been acted shamefully in trying to attract more business. Welfare for the rich -- crony capitalism. It needs to stop before you bankrupt us.
Public Transportation!
Really great exercise to see the impact of tax dollars
reddit
Reddit
redditt
Redirect all the various planning efforts (Master Plans, Corridors, etc.) into comprehensive planning and the delivery of major plans. These piecemeal plans serve interest groups, rather than the community as a whole. Look at the internal services of the City. These are bloated. Push more services into general taxes, instead of regressive fees (TUF, Clean Community, etc.)

Saw this on Reddit.

The beauty and soul of Austin lays within the parks and natural spaces. Taking care of the land that has been donated to and bought by the city should take priority as it is one of the most often quoted reason for living here, not the size of their condo or supermarket.

The best way to make the City affordable is to reduce city spending. The council will not discuss reductions and therefor has not kept its campaign promises.

The city must address the homeless situation. It is getting out of control. Also, since it appears the city is encouraging the homeless to go libraries' through out Austin, the counsel should increase the service being provided by the library. Education and knowledge can be one of the solutions to our homeless citizens.

Also through the library and the parks, the quality of life for the citizens of Austin, will improve. The two primary function of any government is PUBLIC SAFETY and IMPROVE QUALITY OF LIFE.

The COA could stop spending so much on festivals & events. They could charge the organizers more.

This simulator makes it seem like solutions to cutting the budget are only cut services. I know there are some smart people at the City that can be more efficient. Public Safety needs to be more efficient and take some ownership in the budget process instead of always just crying if they don't get more and more and more each year. This attitude is leading the City to the point where it won't be able to afford any services other than public safety. Are we actually more safe today than we were 10 years ago? 20 years ago? If the council keeps passing new initiatives, then council may need to make the hard decision to not give raises.

Too many options

We need to put money where our mouth is. I'm able and happy to pay more in property taxes as long as we see material improvements in COA services. We must keep art in the center of Austin. I fear for my city if we do not. It will cease to be a place where people want to live if we push the artists out.

why the XXXX can't you hire enough lifeguards at the same time you're proposing hundreds of millions of dollars in roads to the suburbs? If you want to reduce traffic, reduce trips and commutes by allowing market solutions to sprawl (eg, minimum lot size, the Grove, ADU's etc) instead of doubling down on it and \*paying for it\*.

You need to look at the tax and utility rates that you are charging the suburbs relative to services delivered. It is a massive transfer of wealth that needs to be corrected. Stop wasting money in other areas and drop the tax and utility rates on the suburbs that you annex. Alternatively, don't annex those areas you aren't prepared to deliver value to.

You're doing fine. Don't let anyone tell you otherwise.

# Comments - District 6

<b>Parks &amp; Libraries</b>
I would love to have a library closer to us (78726).
Libraries are a waste of money. Building a new one is stupid. The internet has usurped the need for libraries.
Spending needs to be spread equally across the city. It seems like most of the park money is spent in central Austin.
The library buys too many movies dvd's and music cd's. The collection also includes very expensive coffee-table books.
These programs are critical to improving the life of Austin citizens
We need athletic and recreation facilities for our youth, especially in the summer. Give them something other than running in the streets or at the mall.
We spend too much and get too little. Where is the "adjustment" for over-payment of bureaucrats, over-payment for excess management, over-payment of pension benefits, etc.?
With the rise of digital books - kindles, etc. I'd like to see a decrease in physical books and increased emphasis on digital lending (which some Austin libraries already have, although inconsistently).
Would like more ebooks available through the library.
Would like to see more sports facilities and libraries in the suburbs. Alternatively, don't annex the suburbs.
<b>Public Safety</b>
I love our Public Safety groups but they receive too much of the COA budget. They are already one of the highest paid in the nation not to mention the tons of overtime\$\$\$\$ they are allowed to "work"
In my neighborhood I often see multiple vehicles responding to calls (2 EMS vehicles, and 1 fire truck) for one of them. It seems inefficient (and costly) for 2 EMS vehicles to go to the same location. And I really think that fire trucks should not be used for emergencies that don't involve fires. If the fire department is needed, and it's not a fire emergency - then a van or SUV should be used when responding. Why tote around thousands of gallons of water when there's not a fire emergency?
Keep sworn officers as district representatives
My brief exposure to the Municipal court showed a system that was either woefully understaffed, undertrained, or undermotivated. Whatever the cause, the court seems overburdened by the volume of paperwork they have to process. A review of that setup would be welcome.
Our municipal EMS sytem is by far the best investment of public safety funding.
Too many categories and it is difficult to judge the best use of funds. Sort cities by officers per capita from the site below and you can clearly see that the # of officers alone doesn't correlate directly to safety - other factors drive overall safety of a city. So I'm unable to recommend any changes here.
<a href="http://www.governing.com/gov-data/safety-justice/law-enforcement-police-department-employee-totals-for-cities.html">http://www.governing.com/gov-data/safety-justice/law-enforcement-police-department-employee-totals-for-cities.html</a>
We spend way too much money on repeated ambulance rides for the "homeless" -- where is the option to stop subsidizing the homeless, who create public safety dangers in the city?
<b>Planning &amp; Development</b>
Make sure these are frictionless processes
reduce regulations. There are too many to do simple things.

Same issue as #2. I'd like to see us compare services to cities with similar size and issues but with better reputations for performance in these areas.

This is the WORST DEPARTMENT in the history of city government, according to the Zucker report. They deserve NO money for doing such a terrible job.

**Economic Development**

It is not clear to me why any of these divisions should have a net budgetary cost to them. Arts and music typically have a commercial component to them or are donated. Businesses want to move to Austin, why can't this growth pay for itself? We are granting commercial entities use/access/design influence to public properties - why cant' these programs at least break even?

People are moving here in droves, stop recruiting people. Total waste of money.

Provide infrastructure (e.g. roads) and keep taxes low. This will help with economic development.

Stop recruiting more businesses to come here until we have the infrastructure to support the people we already have here.

We have too many folks here already.

Who in their right mind would raise taxes on the people who live here, in this congested city, to subsidize even more companies to come here? City bureaucrats of course.

**Watershed Protection**

Overall, I think new development and growth should shoulder 120% of the costs associated their projects so as to create new revenue sources to maintain and enhance general and aging infrastructure of all kinds.

We should not be buying out homeowners who chose to build in flood zones. Also, why build the "mistake on the lake"? This water treatment facility shows very little ability to plan and spend effectively.

**Infrastructure & Transportation**

Again, the city never offers a clear choice between CONGESTION relief, and boondoggles like "urban trails" and "bicycle infrastructure management". The city dishonestly uses congestion as a social engineering tool for political agenda of behavior change.

Before spending resources to add a bike lane and narrowing the road for vehicles, please check that enough bike riders use the road to justify the cost.

Build more roads. Where is that budget line item? Let's increase it dramatically!

Let's continue to make our city pedestrian and bicycle friendly and safe! Protected bike lanes are a must downtown and other highly trafficked areas.

NOt enough bilke lanes and sidewalks near us (78726). Can not walk/bike safely to our closest HEB

Overall, I think new development and growth should shoulder 120% of the costs associated their projects so as to create new revenue sources to maintain and enhance general and aging infrastructure of all kinds.

Where is the item for more public transportation and roads? This needs to be increased significantly.

**Health & Housing**

Contrast this remarkable array of "services" that have NOTHING TO DO with core city services!! We are paying astronomical taxes to the government school, and huge taxes to "central health" for services the city insists on duplicating. The city is unaffordable, so it insists in raising taxes for "services" to subsidize a small segment, creating and perpetuating economic segregation. The city's "solution" to economic segregation is more unaffordable subsidies, and institutionalized, permanent segregation.

Get panhandlers off the streets!



One component driving housing costs is TX's excess reliance on property tax as the chief means of collecting revenue. Revenue for government services should have a broader base and more of them coming from those with means (yes the dreaded - income tax). But TX is merely in the middle for overall tax burden, reducing property tax and increasing income tax would not have to change overall tax burden.

Please help out the Austin Animal Center....be proud of their "no-kill" status, it takes a village, trust me.

The homeless and not having enough behavioral and mental health programs for our homeless must be addressed

The state of mental health support in Austin is bad. We need to make sure these folks are treated properly and not just given a quick prescription and then ushered out the door.

These should be priority areas--services for residents and families.

**Clean Community & Austin Resource Recovery**

I have no basis for making changes. There are certainly certain licensing programs I would rescind all together and others that I think should have increased enforcement or support.

Need to move the homeless shelter from downtown to a more remote area. Can't bring my family downtown to walk on Congress St. anymore.

Austin Resource Recovery is doing a really great job. You guys are awesome.

Could be run way more efficiently. Non-city services that are similar are one third the cost.

Finally moving to single bin recycling has been great. Vast majority of our solid waste moved from waste stream to recycle stream and we were very cognizant of the shift.

I don't know just lower my bill please. I am not sure why I pay for a street sweeper I have never seen in the area....

In general, the schedule of every-other-week recycling works for me. I'd love to see expansion of the compost program, though.

The composting pilot program is great and should be expanded. The recycling program is great too.

We are being ripped off. Where is the option to PRIVATIZE TRASH COLLECTION to save millions plus get better service? would be great to get curbside composting.

**Austin Energy**

Abolish Austin Energy! We get better consumer choice and lower costs in a competitive market

Can we look into opening the energy market in Austin to competition? I have had unbelievably poor service from Austin Energy and I don't think they have any incentive to do better with the current monopoly. Plus, as extreme as Texas weather can get, it's asking a lot of one company to quickly handle all emergencies that arise. They get overwhelmed.

Rates are too high compared to national median

Reduce energy rates significantly. Non-city similar services are 30-40% lower per kilowatt-hour. This is a joke.

Stop charging so much money for your services.... My neighbor on the other side of the highway lives in the same model duplex but she gets to use Pedernales electric and comparing our bills one month mine (AE) was \$70 more even though she had used more watts of electricity that month. I just dont understand

Though I live in Austin, my electric service is from PEC.

we don't have access to austin energy but pedernales

**Austin Water**

I'm among those still annoyed by the premature investment in WTP#4. It was not needed yet, has raised costs and those who made the poor decision get to spread the cost to all.

I think we are due a rate design review:

Increase fixed charge: \$20;

40 gallons daily PER CAPITA - free;

tiered rates akin to what we have now to recover total costs.

Add volumetric rate multiplier tied to reservoir's stored water levels to encourage water savings when and where its needed. Landscape irrigation is what needs to be curtailed. Water consumed for everything else presumably produces value with little net consumption as there is relatively little evaporation.

It's Austin -- it charges too much for providing too little.

water rates insanely high. Cut services and divert to debt service. Pay off the WTP4 albatross

Water use should continue to be restricted. We also need to make sure that private wells into the Edwards Aquafir are monitored and regulated so we are depleting it faster than it is being replenished.

Why over-build the treatment facilities (e.g. Lake Travis water treatment plant)? Also, non-city water rates are 50% less for similar services. What a joke! My bill would go down thousands of dollars per year, if the rates were where they should be. Stop subsidizing the general fund with high water rates for suburban users. And finally, why restrict watering to once per week. The reservoirs are full. Are you waiting to send the water to the rice farmers?

**Final Comments**

Austineconews

I attended an event at in.ingredient on the city budget. I was reminded of doing this exercise at a recent ATX-Environmental Justice meeting.

Feedback: When I clicked on the "I" to get information on items with which I was unfamiliar, I got booted out of the system. It would be helpful if one could just hover over the I to see the information in a "bubble".

Access to affordable housing; water management; de-militarization of the police force (along with much better training in how to de-escalate potentially violent situations); better pubic transportation; less catering to the west side while giving much more attention to the east side. Taken together, these and other issues, can transform us into the progressive city that Austin likes to think it is. Many of these would involve actually creating jobs! The fact that our African-American population is dwindling is a direct result of favoring developers over people. Let's not act like we are a city comprised of the 1%!

I think the City can find ways to use their resources more efficiently vs. increasing spending. For example the planning and development services departments do not function well despite detailed analysis of their functions and changes in management.

Internet

It would be helpful to have a needs assessment from each department. What is reflected in my budget are my personal interests. However, if i knew the needs of different departments/programs, I might change my priorities.

Let's have more than just glad-handing and a facade of concern for the most vulnerable in the city. Has a single person on the city council taken a look at rental rates in Austin? It's ridiculous. Interesting people who don't come from class and white privilege can no longer afford to live in this city with even a modicum of comfort. Lots of us want more than just a steady stream of crappy music festivals.

Let's stop offering up Austin as a playground for tech bros and start building a city that offers its citizens world-class art and culture, affordable and efficient public transportation, beautiful parks and recreation facilities, and then you can have like totally the best shopping and oh my god the hottest new restaurant, okay?

Build from the ground up.

Stop slapping shiny stuff on top of [].

Thanks.

Overall, an engaging survey instrument. Add a category for discretionary spending in the future.

**PLEASE FULLY FUND THE BICYCLE MASTER PLAN**

Thanks for making the process interactive so we can see how different initiatives will increase the property taxes in real time. This allows us to see the "real" increase for initiatives we want vs. the knee-jerk reaction of no-increase-at-all.

The City, as an employer, has a practice of keeping on long term temps (over 6 months) without the possibility of permanent employment. Only this year temps became eligible for health insurance after one-year temp employment. This is unfair and creates dissension in the workplace between temps and permanent employees. Either due without long-term temps and see what doesn't get done or create a budget that is accurate of each department's real needs.

There isn't enough information about what specific services are provided under each category given to rate. Seemed like I was being asked to make fairly arbitrary decisions.

Yes. There are lots of really nice super expensive housing options in Austin. Then there are programs to help those who are living real close to poverty. But if you make more than 27K and less than 50K, there are not a lot of housing options. You need to be poor or rich in this town. Consider the fact that the median age in austin is somewhere early 30's, we are people with significant amount of student loan debt and cannot afford these high rents. ALSO enough with home owners. Most of us rent. Find ways to sell land to developers who are not trying to create "luxury" rentals. Almost everything in austin is a "luxury" rental. I don't need luxury. I need something affordable that is close to downtown where most of us work.

# Comments - District 7

Parks & Libraries
- From the CoA Library budget and utilization numbers, It's cheaper to give every poor resident who currently uses the library system a Kindle and a content stipend than have the city poorly operate its own parallel infrastructure of physical and digital content delivery.
- If families want traditional burials the city should bill them 100% of the cost of reserving and maintaining the land for them.
- If the taxpayer isn't going to subsidize my video games I don't see why I should subsidize their sports programs, which I take no part in.
- Privatize all the pools, or at least confine the budgets and tax base of public pools to the specific neighborhoods they serve.
All the neighborhood pools need to be kept open late in the evening for families looking to cool off and connect with each other. Library programming and services are a great way to offer cultural offerings to families especially families of moderate to low income.
Austin has an unsustainable number of free pools. I know people love them but they aren't environmentally friendly (lots leak chemical treated water) or financially sustainable. Pools should be consolidated and money saved by not operating as many pools should be channeled into improving larger aquatic facilities.
Hire someone to answer the phone at aquatic and get our pools open! Acquire more parkland--how about the bull creek tract, rockmoor or state hospital grounds? Where's the zilker park for north austin? Incentives for donations of parkland donations instead of puds and vmus!
I can't []ing believe you dip[]s built that new huge []ing library. []ing idiots
I'm disappointed in the lack of performance reviews on cemeteries. Does no one care about the dead's vote?
It is important to maintain and improve parks and that means hiring urban forest stewards and park rangers.
More kindle titles
More parks and libraries would be much appreciated!
Ned
Need more shade at pools
Need more classical books at library. There is so much junk for the kids that we stopped going. It was a waste of time for our kids to read dumbed down books
Our pools are great! But it appears that the parks department cannot staff the pools it has, regardless of the amount of pay they offer or resources they have. Suggest reducing this service area.
Why does the city maintain cemeteries?
Parks and pools are natural meeting areas for the community. Improving them adds tremendous value to the neighborhood.
Parks have horribly underfunded for years, and it's a disgrace. Stop giving away the store. No more incentives to developers or employers.
Libraries are a noisy mess and the current Director doesn't care. Libraries should be QUIET places. Better design would solve this. i blame the Director for greenlighting these noisy, echoing places. A coffeeshop is quieter.
parks should be maintained as greenspace, libraries should be phased out over 10 budget years.
Primary emphasis should be high quality outdoor space
There are no parks or libraries or pools on the north side of Parmer. Northwood would like this
To be a priority,
there need to be more parks and better maintained. when was the last NEW park in central austin?

These programs should be increased modestly - as transplants increase home values, longer-term residents who are more likely to use these sorts of programs should reap some of the benefits.

Too much money is spent on large metro parks and no money is given to neighborhood parks. I have always voted for Park Bonds, but unless there is a shift in the allocation to neighborhood parks I will never vote for another Park Bond.

UT maintains a publicly accessible library.

We have plenty of excellent parks, but we should direct our funds to more pressing issues.

We need more education with dog owners on why it is important to pick up after your dog. I would like to see people actually getting tickets for not picking up their dogs waste. That is what keeps us out of our parks a lot of the time.

**Public Safety**

Better training of peace officers rather than folks willing to shoot first. I am currently satisfied with response operations.

Few laws means fewer courts and fewer "criminals"

I can't believe you []ing idiots want to build a new []ing courthouse. Make do, you [] stick Johnnies

I mostly made this increase in 911 services having just watched the last week tonight about 911. I assume our 911 services are in need of a technology upgrade

Muni Court and Community Court spending is not affective. Unless a rework of the budget is done, these department will continue to bleed our budget.

Please do not spend more money on police

Public safety is adequately funded.

The police in this city are unresponsive, abusive, and overfunded. Take from them to fund services that actually provide a benefit for Austinites.

We don't spend enough money to properly handle all the laws we have on the books. The resulting delays in closing cases, either through police or the courts, result in a net loss of liberty to all residents. It can take months to resolve even simple issues, with lives stuck in legal purgatory the whole time.

I once had my case getting my driver's license reinstated delayed by a month just waiting for Austin Municipal Court to send a letter attesting to my innocence to another state court. I had to have a lawyer hound the court for weeks to make it happen, and I couldn't work the entire time.

I don't want a 10% increase in court spending, I want an obscene increase in court spending. Trivial cases that require no trial or fact-finding should be resolved in days, not months.

We have a lot of firefighters. They should hire the positions that are empty. I think more ambulances are more cost effective than fire trucks for the emergencies we have the most.

We'd like a safer community.

Would love to see restorative justice and more community programs instead of just police patrols, which are expensive and can provoke more violence than they reduce.

**Planning & Development**

Abolish all zoning not narrowly targeted to specific externalities (pollution, noise, etc). Let developers build apartment towers everywhere. If you want to preserve the character of your neighborhood, arrange for it contractually yourself.

Finish the mopac project and quit wasting money on half assed projects. If you payed more to have the project competently supervised it would save money in the long run.

Getting a permit in this town should be a goddamned []ing Olympic event. You []ing pricks. And when there is a []ing zoning issue, []ing take care of it, you lazy []tards.

I feel like the Planning department needs a serious shot in the arm. I'm a recent addition to Austin, having arrived four years ago, but the city's general infrastructure and layout seems haphazard at best (though, that's not really your fault - Austin has sort of exploded over the last couple of decades!) Bringing some order to the city layout, and improving the general infrastructure would do much to make Austin a better place.
It is such a mess. Developers know what they need to do for waivers and have the money to get them. Neighborhoods are being over developed and losing their sense of community
Lose the fat at the One Stop Shop.
need better plans rolled out faster
Need to completely revamp the permitting process to make it easier and faster. It's a complete mess right now.
Permitting buffoonery and ineptitude is really hurting this city
Regarding the "one stop shop"...Developers are going to do business in Austin. It is a booming city and is attractive to many young professionals. So whether or not they have to wait 10 minutes or 30 minutes for service, or have to wait 30 days for plan review instead of 21, will not matter. They might complain a bit, but it's in their best interest to do business in Austin, where they can charge incredibly high rent for residential properties or attract lucrative businesses for commercial properties. So as a citizen that has to live with all the downstream impacts of big development in Austin, I quite frankly don't care much to see the City boasting about minimal waiting times for plan review or in the "development assistance center." Developers wait on average 10 minutes, how long on average do you think Austin's homeless wait for shelter? How long on average do East Austin residents wait for public transit to come by their neighborhood? How about the wait time for so many other necessary public services? Learn to be okay with a little bit of whining from developers and send the resources spent catering to them elsewhere.
The city needs to STOP serving food at public & government inter-local meetings! Just stop! The ineffective comp planning dept. is bleeding the budget. Executive staff is over paid!
The worst run department in Austin. Fix it or disband it.
We should spend far less money planning where businesses should build
Why do we annex areas when we cannot fund what we have already without raising taxes?
<b>Economic Development</b>
- Preserving a local industry is not a legitimate function of government.
- Economists are in general agreement that attempts by local government to sponsor business development are largely a failure with no net economic activity created. This is a zero-sum game that should be abolished nationwide.
- Why does it cost money to engage in "redevelopment" of city-owned land? If the government isn't using it, sell it to the highest bidder and be done with it.
"Redevelopment and commercial stabilization" would be great if the projects developed actually met needs in the community. More often than not, however (Mueller as a case and point) they seemingly exacerbate existing affordability and accessibility issues in our city.
Austin gives too much money in corporate handouts. Unemployment is low - growth is only worthwhile if it helps people. Make businesses pay their own way and use the savings to fund things that matter.
Austin has lots of global business. We need to invest in communities, especially low-income and communities of color. They should be our top priority. If Austin wants to be home to large corporations, they need to pay their fair share of taxes and actually benefit residents, not increase inequality and segregation in this city.

Businesses need to pay us to come here, not the reverse. Stop promoting development. Stop all incentives for development!
Congestion will drive unlivability
Economic development seems to be doing just fine in Austin. Looks like we need less economic expansion and more musician retainment.
I do not believe the city should be spending any money in attempting to bring businesses to Austin. This foments a race to the bottom across the state/country and only hurts municipalities in the long run.
I think the creative community (arts, music, theater, etc...) play a vital role in keeping the Austin that we've grown to know and love alive and well. As much as I hate to see an increase in City spending (as it means it comes from my pockets), I actually view this as an investment. By keeping Austin a vibrant and creative city, I think it actually helps INCREASE the value of the my home, etc... as more people realize what a special community we have here. I support the arts, and urge the city to do the same.
I think we need to spend more resources on current infrastructure and less on attracting new businesses and more residents
Please stop recruiting business to relocate here. We can't absorb and affordably house the number of people who are moving here.
private sector seems to have a handle on music and arts. we need to spend less on corporate recruitment. The austin name and what we offer are well known and understood.
The city does not need to spend and money to help businesses. Lowering property tax and deregulating would attract and help businesses of all sizes.
The world already knows about Austin, stop wasting money on global biz recruitment! Keep the current small biz dept. Redevelopment & commercial stabilization will happen based on market demand, we do not have to spend money in this area. It would make sense if the city was in South Dakota.
We don't need a professional sports team
We have enough god damned []ing businesses here already. Dial back on the god damned []ing tax breaks
We should use money from hotel taxes for Arts & Music instead of putting into the convention center!!!
<b>Watershed Protection</b>
Citizens should volunteer more and take steps to mitigate flooding where possible, including rain water harvesting and reducing impervious cover
I have nothing really to [] about here, so I will just leave a generic "[]"
The bull creek entrance at spice wood is really dangerous. There is no pedestrian path from the parking to the water. Also last time I was there 2 cars got their windows smashed. Also, I remember when I was a kid I used to go jump off a rock into bull creek. I think the city filled the creek with limestone gravel to prevent people from doing that anymore. please don't do that again. Just make sure there a safe space to walk and enough dog[]bags for everyone.
This is obvious and crucial. Austin is both flood-prone and drought-prone. The city's future depends on water management. we were put into a flood zone and told that the city basically does not maintain infrastructure for drainage despite the massive increase in development and our appraised value. we need to fix infrastructure
Why does the city buy out flooded homes, isn't that the Federal Government's (FEMA) responsibility? My heart goes out to people, but it is the role of insurance to make them whole for a repeatedly poor location choice, not the city.
You guys have got this stuff pretty well handled so I have no opinion on it.
<b>Infrastructure &amp; Transportation</b>

#1 priority should be SAFETY. We spend far too much on APD while we neglect that it is more likely people in Austin will die from car crashes than from murder. Change our streets to have better design, sidewalks and bicycle facilities. These are much better investment.
Add more car capacity to the roads
Again, just "[ ]"
Biking is dangerous in many parts of Austin, unfortunately.
build more frickin roads i am so sick of being stuck in traffic starting to look at other cities, Thi scity is at it's breaking point...PLEASE DO SOMETHING NOW
Central austin needs sidewalks, not bike lanes
Discourage driving, improve cycling and pedestrian access. This city needs to be greener and needs to be friendlier for low-income people.
I think we need more sidewalk maintenance, and more trail connections. Didn't the transportation bill go up a lot last year for something?
I want more light rail in places where people need them. For example from Lamar and Parmer all the way to South Austin.
I'm sorry, any money spent on Bicycles as a mode of transport rather than a leisure activity is a fantasy. I live 5 miles from work and it is simply too difficult and hot to think i would ever bike to work.
In addition to my previous comments on city planning, Transportation Infrastructure is the bit where I'd be happy to pay more taxes. Austin's transit setup is, in general, awful. The roads are clogged, CapMetro is not at all efficient or effective - as good of a place as Austin is, trying to get around just isn't a pleasant experience at all. That needs to change.
It would be great if traffic lights were timed to adjust to high traffic times and if more people rode the bus.
Looking for the expand highways and create breezeways section. 183 needs to be a real highway now to alleviate the nightmare that is I 35. I would be willing to pay double my property tax if I didn't have to spend 1 1/2 every day on 35 going only 15 miles.
Many parts of Austin are totally unnavigable to people without cars. Getting walkways and bike paths out in the periphery of Austin is important.
That said, I have no means by which to evaluate whether the current budget is enough for current goals.
more public transport
Please do not allocate local money to roads that should be maintained by the State - unless the State will deed them back to COA. No local money to 360, Parmer, etc.
Please fully fund sidewalk build out through out Austin in support of Vision Zero.
Please spend what is necessary to ease the traffic situation in Austin!!
Reduce/eliminate building of new roads. Fix the existing infrastructure first.
Robert Spillar should not be in charge of transportation planning. Spillar waste money on grand projects and refuses to address the needs of the city. Until he is fired and the transportation dept. solves our problems I will not support another Transportation Bond. Spending money on COTA instead of fixing current infrastructure is senseless. Fighting other jurisdictions at the regional level instead of working together is senseless. Start acting like a Transportation Department instead of pre-teens trying to be the big guy in the school yard.
Sidewalks are a nice to have but no necessary for walking around. My neighborhood doesn't have sidewalks but I somehow manage to get around on foot.
significantly more and better sidewalks needed. especially in what are now urban neighborhoods
Stop wasting taxpayer money on bikes.



The city spends way too much on bicycle infrastructure. Only a very small fraction of the population will ever use those facilities. Spending needs to meet the needs of the majority.

Where is the option for more bus routes, more frequent and reliable bus service, and better coverage?

**Health & Housing**

"Quality of life initiatives?" Puuuuhlease. You []ing idiots.

Again, this one should be obvious. Housing prices are out of control, driving people out of the city or onto the streets. Spend a lot more helping the homeless and spend more getting people into affordable housing.

Animal control should be privatized/outsourced to volunteers.

Cost of housing is too high for low income people.

Health Inspections are a great way to reduce food related illnesses!

Housing is critical - but council policies like limiting the number of people in a house have a greater impact than providing public housing, per person affected.

Also, don't we have a central health district that provides health services?

Lower property taxes would do more to prevent poverty than throwing money at it.

Mental health care in our country is a joke. We have too many veterans with mental issues and too many people suffering from addiction

Please start helping renters. The current city council has mainly focused on helping homeowners.

Please, please, please. Increase funding for supportive housing and affordable housing. Increased opportunities to end homelessness in our community is very important to me.

Something really poignant I've noticed in my time in Austin, are the issues with the homeless population - I work downtown with the state government, and I can't go a day without seeing the situation the homeless are in. These are people who could be providing in-demand services to our community, yet due to various circumstances, they're stuck in bad conditions that put themselves and others in danger; the transportation situation is bad for me, but a positive improvement to the homeless situation is something else that needs to happen for our greater community to be what it can and should be. In particular, if deals can be struck with people developing places to live to help get those who are currently homeless into them, I think it would be generally better than just leaving them all over the streets where any number of bad things happen that our community has to deal with, and pay for. It's cheaper to help these weakest links of our community than it is to ignore them.

Taking care of these vital services will help the community tremendously.

These social services should be provided by the state or nonprofits. Work to develop private philanthropic support. Developers should finance us not the other way around.

We are being priced out of Austin. All services are important but there is a limit to what we can afford based on our income.

**Clean Community & Austin Resource Recovery**

Discontinue the proactive code investigations and sell all those useless new pick up trucks

Clean up the areas where college kids live! Make sure apartment complexes offer recycling.

Code is bloated.

Lessen the need for a nanny state

Licensing and registration should not be part of code enforcement.

More focus on violations in low income rental facilities and less on picky codes in high income neighborhoods.

My recommendation to cut code enforcement spending is dependent on my other advice that the city abolish nearly all zoning.

Really, we all need to recycle, reduce, reuse and compost. If citizens were more responsible, we would not have to pay others to clean up after them. This includes the huge amount of waste that developers create.

Shut down the code department. They are all a bunch of [] stick jump clits.
Stay out of people's lives whenever possible. Thanks
The code department appears to be a complete waste of resources. I cringe every time I see them as a 'fee' on my monthly bill, which is not an option I can choose to waive, is it?
The money comes from an enterprise department. Code licensing and registration should be paying for itself. Code investigation should pay for itself, charge those who are in violation.
There is too much code: we need to turn up the music, smoke all the pot, and party like the old Austin days. If people don't like the noise they should gtfo.
Create a drop off location in North Austin
<b>Austin Energy</b>
AE has enough money to improve its services. The organization is too top heavy and pays they're employees a highly inflated salary for the work the perform.
Austin energy customer service is already deplorable, just spend the money elsewhere.
More solar! If Germany can do it, so can Austin.
[] be expensive, yo.
We offer efficiency programs but most people are unable to meet the qualifications, so why have the program? Apply the money to our utility bill instead.
We should not be spending money giving people free thermostats that turn off the a/c during the day and do not turn back on. Savings to energy is nominal when the a/c has to run for several hours straight to re-cool a 105 degree house.
<b>Austin Water</b>
Again, water is going to be crucial to the future of this city. This city is getting rich, spend the money to preserve its future.
Austin water is dramatically underpriced.
I like to see that conservation is cheapest though it gives me pause to directly link the two, especially in the public's mind.
I pay more for waste water on my bill than I do for the water that we actually use. We need to find s way to reduce that charge.
I'm frustrated that my bill keeps going up, despite using less and less water year over year. That seems counter-intuitive.
Implement a stronger rate for those who waste water and reduce the rate for those who are in the 20% of water savings. The general public will get the message and start conserving on their own.
Let me water whenever I want when the lakes are full!
Reduce use. Most of the items in each category are personal use issues. Citizens need to be better educated on the part they play in the kinds of services needed and how to reduce costs.
Uhh, you know what the [] you are doing wrong here. Fix that [], punk.
Water comes from the river that flows into the gulf of mexico. Not using it before it flows into the ocean does absolutely nothing. Water evaporates then rains down, again and again forever; sometimes it doesn't rain very much, we call this a drought. During a drought the land and plant life can die; however, due to modern ingenuity, we can dam up rivers slowing its inevitable journey to the ocean. Charging more for water that comes from the rocky mountains on its way to the ocean because it hasn't rained here in Texas in a while is immoral. It might make people not water as much, but does not make it rain or increase the amount of water in the lakes. When it rains again, and it will, the lakes, which are man made anyway, fill up.
<b>Final Comments</b>

Affordable Housing, alternate transportation to cars and the disparity between rich and poor are the three biggest issues facing Austin
Affordable housing, public transportation (urban rail), city-wide composting.
Less money spent on police.
An improvement from the embarrassingly bad "box" exercise last year. Still not good it does not allow change more than +/- 10%.
At Mobility Talks Workshop
Awesome tool!
Challenging exercise to support and execute. I appreciate at least the attempt.
I'd like to see comparison data for cities that we consider our peers, especially if selected in categories where they are perceived to out perform Austin. Is it just the money, or something else?
Example: road funding is horribly complex and multi-jurisdictional but the projects are obvious and the time lines more easily observed than others, so.... My perception of Phoenix AZ is that they start and finish projects of similar scale in a fraction of the time of Austin, even in consideration of advantages of flat terrain and more rain free work days. Literally half the time or better. What drives the difference?
Cleaner parks, more support for small arts venues--and libraries, always.
Cut way back on art in public places, cultural specific/heritage centers, and other superfluous money wasting projects. Get rid of many of the ridiculously petty residential code restrictions (e.g. requiring permits just to add a back yard patio to a private residence, or a shed too close to a property line, etc.). Also, stop hiring outside consultants for so many projects - the City has plenty of talented people right here.
End renewable energy programs. We can't afford them.
<b>FIX THE CITY'S TRANSPORTATION PROBLEM</b>
Get it together. Really.
I feel this very questionnaire is a step in the right direction. As long as we do not lose sight of what makes us truly unique and special, work diligently to preserve, enhance, and grow those qualities, we will continue to be a city I'm PROUD TO CALL HOME♥
I liked it!
I realize the city will not listen to input but it is a nice exercise. It is time to dramatically reduce the budget and get back to the basic services that should be offered by cities. It is becoming too expensive to live here due to high property taxes and utility costs.
I think its a good exercise, but my answers may be irrelevant because all i care about is lower property taxes and more trains. The buses also stop on busy roads, which gets annoying sometimes (especially on guadalupe), but i love them and their convenience. If you guys could figure out a way to make buses stop in more traffically convenient locations, i would love tp see buses coming around more often.
If you can promise expanded services - namely, better and more transit options - we'll gladly pay for it.
It is not comprehensible how a city undergoing such rapid development can not have ample cash to fund expenses. Debacles like the F1 track and providing development incentives and free infrastructure to profit making business ventures has clearly been the wrong direction.
Listen to the input you receive.
Don't just go through the motions and check the box for community engagement like the City usually does.
Seriously, try it.
More bike friendly and energy efficient!

More money for parks and bike and sidewalk facilities
More transportation planning and less development
Must decrease overall spending
Outstanding survey!
Put more budgeting into music technology startups.
Sad there was not something about Complete Streets or Vision Zero in the safety section or in the transportation section. I would pay significantly more taxes for emphasis on those (and transit, but that is a CapMetro bond theoretically). The more money spent on Complete Streets, Equitable Transit Oriented Development, Transit, simple walkability, the more many of the other budget items will decrease, including utilities, police, fire, and health.
Save Austin Music! (And improve our abysmal public transportation system)
stop giving fee waivers for developers, and extract punitive fines from those who fail to meet the requirements of existing fee waiver agreements.
STOP THE SPENDING!!!! JUST BECAUSE HOMESTEADED PROPERTY TAXES GO UP 10% PER YEAR, THIS DOESN'T MEAN YOUR RESIDENT'S INCOME DOES.
THE CITY NEEDS TO REDUCE IT'S SPENDING.... QUIT USING UTILITIES AS A TAX BASE, AND LIVING BEYOUND IT'S MEANS!
Take from the rich and give to the poor-Robin Hood
Thank you city staff for what you do!
Thank you for providing this and asking for input from your residents.
Thank you!
Thanks for inviting Leadership Austin and Conversation Corps to be part of the discussion
Thanks for offering this tool and the opportunity to communicate our desires for our city with you. There is an implication that raising taxes is the ONLY way to increase services that the community cares about. Is that what you intend to be saying?
The city needs tax relief due to skyrocketing home appraisals. It also needs to start practicing zero baseline budgeting like in the private sector to eliminate wasteful spending
The quality of our roads is getting worse and worse. I don't think Mopac is part of the City budget but "The Improvements" are an aesthetic disaster.
The way African Americans are being pushed out of their historic neighborhoods and out of the city of Austin itself is horrifying to me. So is the brutal segregation of AISD, especially the magnet programs. Please make these planning priorities.
This is an excellent visualization of the city budget. I hope that the feedback from this tool is used heavily in the budget process.
Total BS. Next time use numbers that are closer to reality!
Use the money to fix the mobility problem by increasing roads capacity on the main commuters corridors and in central area
We are a growing city. Our budget must grow accordingly. Please focus on permitting; it's a bottleneck that is hurting growth.

# Comments - District 8

<b>Parks &amp; Libraries</b>
Both very important to me & family! Finish new library building! Yes, I realize there are cost overruns.
cut back on all of these
Focus more on community libraries rather than central library.
I consider this to be a priority.
I think our parks and libraries are fine and don't need more than they have.
Libraries should be digital. current park spending on point
More pool hours are really important to my family!
More small facilities with fewer activities. Sports should be self financing.
New Libraries are not the best place to spend our tax dollars. No municipal pools should ever be closed due to lack of lifeguards. Better recruiting and higher wage would help.
No comments
No one uses libraries other than the homeless.... you have already wasted millions on libraries.
None.
Our parks should not be treated as venues. I would like to see more spaces available for pickup games of soccer and softball.
Parks and libraries are critical City services and should be accessible to the entire community
Parks are adequately maintained but libraries must be kept current and with a new library opening the cost of providing services will need to increase.
Spend more on library services and keeping the libraries open longer and less on things like remodeling (like at the Hampton Library). There is nothing wrong with the facilities at most libraries.
these are nice programs to have but Austin has a significant affordability issue that is driving the middle class and below residents out of Austin having a significant impact on AISD so these should be lower priorities
<b>Public Safety</b>
Am aware police, fire, & ER all need budget increase in services as city has grown!
911 call wait times have been reported to be long, and should be improved.
all fine
Bring back Uber and reduce DWI enforcement
Have the police trained so that the city doesn't have to pay multi-million dollar settlements when they shoot someone.
I feel that 2/3s of General funds for police, fire, is way too much. Would like a deeper dive into police budget.
If we didn't have the highest police salaries in Texas, we could get MORE policing for the same \$\$\$\$
None
Some improvements could be made.
The City seems to do a good job of keeping crime under control. Our Court system is over-burdened and needs help!
This slider makes it difficult to comment on overall police spending. I would rather see increased resources in health and human services so that we can prevent situations before more costly law enforcement has to become involved. It is not sustainable to continue to increase the police budget at the current rate, we need to focus on prevention and creating safe and connected neighborhoods
Too many cops.

<p>WE are spending too much of our budget on police, fire and EMS. I think the police is getting more than they need and their services are becoming more militaristic. I do not feel safer, but more at risk. The evidence dept is not kept well and the DNA evaluation section is poor, meanwhile we are sending police to the RNC convention in Chicago. If there is a small incident, police often swam the area and it does not feel to me like we have too few police in that regard. In any case, we cannot let police, fire and EMS continue to consume three quarters of our city budget. Transportation is languishing and parks, libraries and other public services are getting short shrift. Have you ever stopped to wonder why Austin is seeing such an uptick in alcohol sales? People are not happy, the city is not working as it should and they think drinking will make them forget that they are unhappy. It does not, but increasing numbers of drunk people make the city less safe and then we think we need more police. What we need is a healthier city.</p>
<p>we must identify our priorities and reduce everything else</p>
<p><b>Planning &amp; Development</b></p>
<p>as a business owner.. planning and development and inspectin for new businesses is a disaster here.</p>
<p>Development is very slow and understaffed. We need to expedite projects so that homes, businesses and other buildings can get built and become contributing/functioning.</p>
<p>None</p>
<p>One stop shop services are timely and funding could be reduced to offset some of the other increases.</p>
<p>Too much planning and not enough action.</p>
<p>We have too many planners and too many initiatives.</p>
<p>while these are important areas to fund - there is a lot of waste and reductions that can take place and provide a better level of service</p>
<p><b>Economic Development</b></p>
<p>Businesses need help.. this city does not understand business needs</p>
<p>Economic development over the last 25 years has succeeded in nothing but pricing the average Austinite out of the city.</p>
<p>Global business recruitment and small business development are good for the economy and creates jobs, and could be increased.</p>
<p>Music!</p>
<p>Slush Funds</p>
<p>Stop Recruiting Businesses to Move Here!</p>
<p>the market and business community should be addressing these issues not the City</p>
<p>This stuff should pay for itself.</p>
<p>We focus too much on these things already</p>
<p><b>Watershed Protection</b></p>
<p>Floods have been a problem recently in Austin and should increase funding.</p>
<p>I live adjacent to a creek that flows during heavy rains. There is a risk that it could lead to flooding in my community if the city does not maintain, clean, and clear the drainage ditches and areas under bridges that the water typically flows through.</p>
<p>Neighborhoods should pitch in.</p>
<p>Priority to me to not socialize the costs of preventable natural disasters. Smart policy to remove built structures in flood plains with buyouts, etc., rather than investments to mitigate chronic problems with flood prone areas.</p>
<p>Stop stealing flood protection \$\$\$ to pay for Waller Creek project overruns.</p>
<p>The proposed city buyouts for homes in the Onion Creek area is not a good use of City money. The homes were bought by the individuals and there was a minor threat of flooding.</p>

these are also important areas but we have higher priorities
With climate change we will see increasing numbers of heavy downpours and flooding here in Austin and the central Texas area. We need to prepare for this.
<b>Infrastructure &amp; Transportation</b>
City needs to improve MOPAC bottleneck sections between W-290 and 360 traffic is impossible. You could built a second floor due to the ground structure. And no more bicycle trails. Most population needs to drive over 10 miles from south to North or downtown daily to go to work.
Fix the roads.
I think resolving the congestion on our major north south arteries is critical
If this includes light rail, then I would support an increase for design and implementation. However, it should include all areas of the city.
INFRASTRUCTURE GOOD!!
Kill the bike programs.
More bike paths
MORE TRANSPORTATION SERVICES
Public Transportation Expansion of Services -- 20% increase
Reduce traffic congestion
Sidewalk completion to mailboxes needed on Via Grande Dr, Alta Mira Subdivision, 78739-1920.
these should be our focus - the bicycle community in Austin is very small compared to other modes of transportation and them seem to request a significant higher level of funding than they represent
Too much emphasis on bikes
Walkable, bike able cities a priority.
We do not need more bicycle infrastructure. We need more public transit and road improvements.
We have a lot of under-utilized bike paths and too many over-utilized roads that need attention. Some of the best traffic improvements have come from maintenance (290W @ William Cannon's entire evolution from 1 lane to its system now is a good example)
We need more sidewalks almost everywhere. The city transportation grid is overwhelmed. Growth, however, needs to pay for itself. We built a city to work for half or two thirds of the number of people who have moved here, but no one has figured out how to charge the new folks a fair amount to upgrade the infrastructure to accommodate them. I think this is a fair thing to require somehow. Just plopping more and more living units and work units on the existing infrastructure for transportation and water and drainage has created problems that have not been fairly enumerated by the developers who made handsome profits in the process, nor the newcomers whose needs when added to the needs of those already here are stressing the systems. Old Austin residents and poor residents are being driven out of town by taxes on escalating property both owned and rented. Development costs should factor in fees to upgrade roads, water, drainage and add sidewalks and bike lanes to accommodate the new folks they are developing for.
We spend a lot of money on bike lanes in Austin when we need road improvements for cars.
<b>Health &amp; Housing</b>
I don't know what some of these are for
I think we need to try and reduce the amount of homeless people occupying all the public spaces of downtown Austin and on our street corners

Increased investment in health and human services, especially basic needs, behavioral health, domestic violence, and prevention services is required as the income disparity grows. A focus on prevention in substance use, child abuse and behavioral health can prevent engagement with more costly law enforcement services. Affordable housing is critical throughout the City.
More satellite operations for Animal shelter now that it is so far out on the east side. More mental health services as our population is more stressed. Housing is a terrible need, but the public should not have to provide such substantial portion of the funding for low income housing. The private sector who benefits greatly from having so many low paid service workers in Austin should chip in more than they do.
None
Stop the no-kill shelters and giveaways.
Support Summer Youth Internships & Animal Shelter No-Kill policy
The number of mentally ill transients in Austin has increased dramatically and their services should increase.
<b>Clean Community &amp; Austin Resource Recovery</b>
improve productivity
It is obvious the code department needs to be effective and efficient and so may need a slight increase in resources. Overall, it appears it needs better management and training.
So much of these funds amount to a total waste.
these should be the lowest priorities at this time
I support city wide food waste recycling and would be willing to pay more for that service.
I support curbside composting.
Increase recycling pickup.
No Composting!
Stop wasting money on ridiculous things like curbside composting. I've lived where this is done -- totally impractical in climates such as ours.
there is a lot of areas that could be cut in this program without affecting the level of service
These guys do a GREAT JOB!
trash service is good, but too pricey.
<b>Austin Energy</b>
Am not served by Austin Energy; Pedernales Electric Co-Op
Austin Energy has very little affect on the overall power supply and energy efficiency which is mostly provided by the free market
Austin Energy operates like a city entity and has no motivation to increase operational/employee efficiency. The rest of the business world has to develop efficiencies to remain competitive but municipal utilities are different.
Customer care needs to be improved without increasing cost due to the number of complaints about water bills in Ausitn.



<p>customers should be treated with dignity and respect. There should be multiple ways for people to deal with paying bills and resolving billing and useage issues. More and more people don't have cars and can't just drive to the few places there are to work out resolution of issues. Also people have to work a lot of the hours that these places are open for resolution of issues and so the process drags on too long and the customer is dragged along with it through no real fault of their own. More resources here would help. Power supply operations, more renewables, batteries and storage; it's the way of the future and the way of the most affordable future. Value of solar for commercial customers is needed. House of Worship rates should be continued as they are now. Houses of Worship will pay an additional one million dollars a year if the AE plan goes through this rate renewal period. Houses of worship do not peak when the rest of the system peaks generally and should not be charge for peak use on weekends. Also, the small Houses of Worship will be hit the hardest and this is real rate shock for them could cause some small Houses of Worship to close. All Houses of Worship us their facilities and assets to give to the community and the loss of one million dollars to this class will impact their programs. The residential rates should not have the tiers flattened. This is a disincentive to conserve electricity by the biggest users and puts more of the costs on the smallest users.</p>
<p>Get out of the business. Allow private companies to come in and compete...like Houston.</p>
<p>I have lived in Austin long enough to recall when the fiscal goal of AE was to "break even". One year (late60s?-Early70s?), AE ran a surplus and wished to dump this surplus into the City budget. This required an Opinion from the Tx State Atty Genl to allow this action. Ever since that decision was issued, CoA has depended upon this annual AE slush fund to finance some of the moonbat projects that surround us. This amounts to NOTHING MORE than a "hidden tax" that we can neither avoid nor deduct. It's a SHUCK on the utility payers all throughout Austin.</p>
<p>literally wasting billions of dollars with boondoggles.</p>
<p>Pedernales is our supplier</p>
<p>Remove the city from the business of providing utilities</p>
<p>Spin Off Austin Energy as a Separate Entity that could possibly be sold.</p>
<p>Stop stealing ratepayers money for social engineering. If people want solar, let them pay for it.</p>
<p><b>Austin Water</b></p>
<p>Install water meters legible to home users, so we can better monitor our daily use! I know this is expensive!</p>
<p>Fix the broken pipes that waste water all over town please.</p>
<p>Focus on Water Delivery to Customers</p>
<p>Good As Is.</p>
<p>I think everyone is very aware of water restrictions at this point</p>
<p>Stop building infrastructure that is not needed due to conservation measures.</p>
<p>Stop penalizing suburban neighborhoods for the crime of having bigger yards than central Austin. No one way of life is the "only acceptable" way of living in Austin.</p>
<p><b>Final Comments</b></p>
<p>Again, this survey is worthless- so vague &amp; general so that it all sounds important. Pretty much rigged to get the outcome that everyone is happy with services &amp; taxes.</p>
<p>Dove Springs needs more funding.</p>
<p>Emphasizing areas with long-term health benefits and that maximize the return on the dollar are a priority, for me.</p>
<p>Found the survey on Reddit. Thanks u/austintexasgov.</p>
<p>Good job!</p>
<p>I'm ok with raising taxes</p>
<p>Interesting!</p>

It was hard to make decisions because I didn't know what the different departments do. The links to descriptions of what the departments do was helpful, but it's hard to process all that information in a short period of time.

Keep improving! Keep making good decisions. Don't let 10-1 balkanize the city!

Local transportation infrastructure and providing funding to the animal shelter are my two biggest priorities.

Make Austin affordable again by not raising taxes, cutting budgets and having Companies pay taxes too.

Need a better simulator that reflects the Majority of Austin citizens The Renters

Not a valid survey obviously. Cannot use results in scientific conclusions. This is a waste of time because it can be manipulated easily by constituent groups and by "special interest" groups to get the results desired. No controls at all.

Please don't waste money on good-looking B.S. like the Equity Office. Also - increase scrutiny of where NHCD money goes. It's not enough to raise more money for affordable housing - you have to look at how it is being spent. They are terribly mismanaging funds and getting much less 'bang for the buck' than they could.

Please improve traffic in along i35. It's simply ridiculous that it backs up every day for no reason other than people unable to merge onto the freeway. Even on weekends my commute from the city to South Park Meadows is 30 mins. You should find this a tragedy. The city and state governments should be embarrassed for not having the foresight that this is a huge problem that should've been fixed years ago. All other major cities in Texas have or are having construction of new freeways yet we are debating how we can fit bike lanes throughout downtown. Just shameful.

PLEASE LIMIT THE PERMITS FOR BUILDING APARTMENTS AND CONDOS. PUT A 5 YEAR MORITORIUM. THE AUSTIN INFRA-STRUCTURE IS NOT ABLE TO KEEP UP WITH THE INFLUX OF PEOPLE COMING INTO AUSTIN. THERE IS NO ROOM TO CONTINUE TO EXPAND THE ROADS UNLESS THE EXISTING TOLL ROADS ARE OPEN WITHOUT FEE TO MEET THE GROWING TRAFFIC. IT IS TIME TO CONSIDER TURNING OFF THE TAP OR ELSE THIS BEAUTIFUL CITY IS GOING TO BECOME A VERY CRAMPED CITY. WE WILL NO LONGER BE THE NUMBER 2 BEST CITY IN THE COUNTRY.

Please, please, please address the homeless population issue. It has gotten out of control.

The amount of property taxes we pay is RIDICULOUS! Absolutely absurd amount in exchange for what we get. The roads in Austin are terrible, the infrastructure is embarrassingly below par, the transportation situation is untenable. The city is complete gridlock. Who can live like this? (Oh, a 24 yr old with 6 roommates who loves music). That is not going to pay your ridiculous property taxes, Austin City Council. The Council is run like a petty HOA - does anyone have any vision? Does anyone have a clue how to make the city livable? (Kicking out Uber? Over-regulating people's AirBNB's?) The state of this city and the people who run it is aggravating. Having lived all over the US, Austin is by far the worst quality of life. Miraculously, the city's own PR keeps it going, despite all its structural problems. Mayor Adler seems to be trying to talk sense, but really paying \$8,000 property tax on a tiny little dump in Hyde Park is pissing me off. I'll give it a year, but if its the same next year, I am so done with this place. Eventually it will implode on itself anyway. Such a short-sighted city is never going to make it. Smart people will leave.

This is a fantastic way to gather feedback, great job!

This is a great beginning of a tool. Needs a bit more transparency and refining of descriptions but good in general. I think this pics of what is represented by the descriptors could be helpful. The tool is well designed, but the incentives need work - could be more fun like a game, would be good to know how this actually makes a difference beyond which district gets the highest participation

This is great! Please keep doing this!

Tighten the belt at City Hall and city services. The property tax increase is more than inflation each year. Tell departments to work within their budgets for a year and you might get re elected. Use the street sweeper where it is needed not in Circle C Ranch. 20 years ago every water customer paid \$6.40 6x a year now it is over \$10 per month. Cut the waste in departments.

Traffic is only getting worse every year. Toll roads are not a solution. We need better mass transit options and incentives.

We can't make it here anymore. My family has been here for six generations. I repeat: We can't make it here anymore.

Why is the burden of development placed on the shoulders of the existing homeowners. Like all taxing entities, it is the easier path, but not the correct one. The method the city if following will result in the people who make Austin unique will no longer be able to live in the city. We will California or New York City our city.

# Comments - District 9

Parks & Libraries
Add a staff position for cultural and historic resources.
Better branch library hours. A branch in Cherrywood.
Cities should not be in charge of cemeteries. This needs to be contracted out to a company who specializes in cemeteries. Library acquisitions should focus on digital materials.
Desperately need the pools to be open - its 100 <sup>o</sup> here like 5 months of the year.
Education and recreation are pillars of a productive community, and these investments enhance quality of life while also limiting systemic costs. Of all options, cemeteries are the least essential service and should receive a 10% reduction in order to sustain essential services for the living. Cemetery landscape maintenance is not a public priority in a resource-limited environment.
I love Austin's Library! It is incredible and I would love to keep funding it and promoting it more
I would like the City to acquire more park land while we can,
Indifferent
Make the city beautiful. Let our kids (and everyone else) be strong, healthy and educated. Keep up good work. Continue to improve the pools. Barton Springs is our treasure.
More dog parks, especially on East side
More funding for wildlife habitat, for natural spaces, for staff to teach children/seniors at rec center, and for community spaces overall
needs more funding to keep maintenance levels
Non-essential services.
Park maintenance needs to be improved, especially for historic resources within parks.
PLEASE bring recycling to parks!!
Programming and staff that directly connect with the citizens should have priority.
public outdoor spaces are what make Austin a nice place to live
Stop over developing parkland, please!
The amount of funding is not as much a concern as the effectiveness, efficiency, and implementation of such funding. An increase/decrease in tax funding doesn't automatically equate to increase/decrease in service level. City government and services should strive to work less expensively but more smartly and more efficiently.
These poor whipping dogs of the budget process badly need more money now! They have been systematically ignored in favor of other priorities for decades. We only give lip service to caring for our parks. Put our money where Council's mouth is. Conservancies and volunteer clean-ups cannot do it all. Further, Public Safety can't be allowed to consume the whole City budget (along with six figure salaries for managers).
These should be maintained, but if you allow outdoor festivals to destroy parks, make those who destroy them pay or use funds from what is made on those to fix them. You shouldn't have to raise our taxes with all that is made on ACL, SXSW, Fun Fun Fun, etc. Also, the salaries of 5 Asst. City Managers should not be over \$125k. Over \$210k is ridiculous. Larger cities like NYC don't even pay people at that level that much!
they need to work for a living not just have a city job, i cut back so can they,printed books on a shelf is so yesterday. work out using digital books instead. its possible .libraries can be 90% smaller and have min wage folks running it, the dead wont mind some weeds or the wait.
the decrease needs to be 50% like i had to do.
i got a 100 % increase in city taxes over a 5 yr period i need to see that down by 50%. NOW!!!
Would love to see more city support of artistic and cultural spaces, both physical spaces available to artists and free events open to the public.
Public Safety

APD needs funding
Austin is crime-ridden, more than the news lets on. Our tax money seems to go nowhere on this.
Austin spends a disproportionate amount on public safety compared to peer cities.
Cap salaries on new hires so it is more consistent with Texas salaries, rather than being the highest paid Dept. in the country.
Municipal court needs to get more money from tickets.
Fire Acevedo. He is a shameless camera hog!
Focus on responding, helping the injured, and putting out fires.
Fund the cuts in the fire prevention area with dollars saved from cuts in other code enforcement areas.
Get cops on the street in neighborhoods and parks - walking or biking
Highly publicized coverage of forensic backlogs illustrate the need for moderate increases in forensic support of investigations. EMS has also been over-worked, and more FTEs are needed to relieve over-worked staff. EMS community relations are the least essential service of this list and should be reduced at least 5%.
I don't see a lot of crime compared to other places I've lived. Leave alone. The firehouse in Hyde Park seems redundant to the firehouse on 30th st. Keep the one near the university and consolidate operations. Sell that expensive land in Hyde Park.
I fortunately have had little interaction with these services, so cannot gauge whether they are underfunded or not
Indifferent
Let's have the police force look like the communities they serve. Let's make sure people of color are not harassed, burdened, or threatened by law enforcement.
More attention needs to be directed to traffic enforcement in order to reduce the number of traffic deaths and serious injuries.
More Neighborhood Policing
more training of APD on mental health issues.
Support the police and EMS.
The amount of funding is not as much a concern as the effectiveness, efficiency, and implementation of such funding. An increase/decrease in tax funding doesn't automatically equate to increase/decrease in service level. City government and services should strive to work less expensively but more smartly and more efficiently.
The combination of certain areas which are over-patrolled and a municipal court that benefits when poor people are unable to pay (and therefore increasing fines owed with late fees, payment plan fees, fees to reinstate licenses, etc.) does not increase public safety and actually decreases public safety through creating unwarranted criminal records for certain classes of people.
The current plan to increase the budget and put more police on the streets is wrong-headed. I want to see more emphasis on better training of the police we already have. Learn from the British! They police without firearms and know how to de-escalate potentially dangerous situations.
Too much of our city's budget is dedicated to public safety, specifically enforcement. It's very important to support our public safety sector, but they get a larger percentage every year and our other services are suffering as a result. We end up fighting for basics out of less than 30% of the whole pie.
Way too much benefits to police and firefighters.
Reform pensions. Do not base pension on pay. Much abuse in padding salaries before retirement. We don't need as many fire fighters. Fires are getting more rare. Turn 10% of fire houses into EMT stations. Why do we send fire trucks AND EMT to so many 911 calls redundant, costly. Stop elevating social status of police and firefighters at expense of all other public servants.
We need more police in Austin to support the growing population in the urban core.
You don't provide the true areas where you cuts could be made, such as not hiring any new officers. Not signing long term contracts that guarantee raises. Eliminating the ability for public safety works to earn overtime when they call in sick or take vacation. Making SXSU, etc. actually pay for police services.

<b>Planning &amp; Development</b>
Affordable Housing and Historic Preservation need to have more funding and focus.
Austin permitting is terrible and has been for years. There has been little improvement - staff will not return calls or respond to email. When they do, they do not answer simple questions. They want one to go to the permit office and wait for hours. Need new management and total reorganization!
Based on the lack of planning that currently exists as evidenced by traffic gridlock, rapid increase in downtown expansion, there's no planning going on already so decrease this spending.
Development should pay for itself
Everyone complains about Planning, but seems to be doing fine.
everything takes too long
Growth management and comprehensive planning should be maintained at current levels.
Help residents more, and developers less!
I had some interactions with the Permit department for some DIY I did to my house. I found it very difficult to get the information I needed from the website, and couldn't ever get anyone on the phone.
Increase staff for historic preservation initiatives.
Continue to survey historic and cultural resources.
Enforce codes that protect the quality of life in the campus and Central Austin neighborhoods.
make permit office easier to navigate for citizens (so they don't have to hire someone because it's so complicated)
mismanaged department - needs management no funding
More Growth = More need for effective planning and implementation
More sidewalks and bike lanes and easy to use public transportation!
Stop impeding progress with over zealous regulation.
The amount of funding is not as much a concern as the effectiveness, efficiency, and implementation of such funding. An increase/decrease in tax funding doesn't automatically equate to increase/decrease in service level. City government and services should strive to work less expensively but more smartly and more efficiently.
The gentrification is squeezing out low and middle income people, especially people of color. I would like to see much more emphasis on enhancing the old neighborhoods, especially on the east side, with sidewalks and safety in mind. Provide better services rather than pushing out the disenfranchised.
This category is showing some improvement
While there have been improvements at the Permit Center it still needs some work.
Yet another money-pit and yet we have terrible planning.
Zoning and permitting needs to be paid for largely by fees from developers.
<b>Economic Development</b>
Austin is a growing city, not sure it needs more stimulus from the City
Austin needs to fund upgrades to infrastructure to catch up with the growth that has happened in the last 20 years. Dont encourage more growth without per capita increased spending on infrastructure.
Business seems good in Austin. Let the market continue to drive growth.
Business seems to be doing fine even with the city impeding growth.
Economic development activities and support of the arts should be maintained at current levels.
Eliminate the Music Department. They add nothing.
Encourage preservation of historic assets that maintain the character of Austin and attract visitors.

Enough with economic development. Eliminate these departments. They have done their job. Please stop! Now. Please. Seriously, what kind of city are you trying to create here. Economic development will take care of itself. Traffic is bad enough already. Stop throwing gasoline on the fire!!!!
Entertainment is plentiful and needs no additional city promotion. Vendors can pay for it. Also, no need to recruit businesses globally. If Austin merits their investment, they'll come. If you eliminate Uber/Lyft you already give impression you don't want global companies in your city.
Lets support the small business that are already here. I don't want big corporations moving to town.
make businesses pay to come here - don't pay them
Need economic development programming for healthy food access.
Our city should not be PAYING companies to move here. Everyone wants to move here anyway. In fact, there's no infrastructure to support those people and companies.
Stop shoving more development down our throats, please.
Stop waiving development fees as incentives.
Stop waiving fees. Fees from events should go to fund economic development.
Supporting small, independent businesses is a must!!
The amount of funding is not as much a concern as the effectiveness, efficiency, and implementation of such funding. An increase/decrease in tax funding doesn't automatically equate to increase/decrease in service level. City government and services should strive to work less expensively but more smartly and more efficiently.
The category for small vs global businesses needs to be split up. I support incentives for smaller businesses, nor larger ones. SMs provide more local jobs and hire locally.
The Cultural Arts community is in a dire spot right now. We need the city to increase its support, espeically when it comes to affordable and accessible space.
This is the SOURCE of many our problems.stop growing!
We don't need more businesses or their staffs moving here
we need to stop marketing this town and maintain it
Yeah, F1 didn't go so well. Stop letting corporations rip the city off with unsustainable business and development. Let's look to Portland, Oregon, a city way ahead of us in terms of vision. Let's have investment in culture besides crappy live music and bars. Let's help small businesses in Austin. We're all tired of dumb empty slogans like keep austin weird. Let's make Austin weird good.
<b>Watershed Protection</b>
Clean drinking water and waterways.
Doesn't look like much has been done here based on the information pages. Let's keep it that way.
Don't know what this means
Increased growth and development is coming at the expense of waterway protection, maintenance, and restoration. This growth also has the potential to impact water quality. A 5% increase in these categories is warranted.
Long term water conservation - now. No more St. Augustine grass, no more washing cars, etc. Make the effort, quit backtracking every time we get rain
need flood mitigation
stricter water conservation measures - remain on Stage 2
The amount of funding is not as much a concern as the effectiveness, efficiency, and implementation of such funding. An increase/decrease in tax funding doesn't automatically equate to increase/decrease in service level. City government and services should strive to work less expensively but more smartly and more efficiently.

The quality and quantity of our water is literally the most fundamental concern we can have given that all life requires safe, clean water. This should be a top priority in the budget. Additionally, our area is very vulnerable to flash floods and catastrophic flooding. This will only worsen with climate change. We must plan for these events. I don't understand the last item.
this is about safety and lives and their budget hasn't been increased in 8 years
Water issues are going to get more pronounced with the changing climate, need to invest now
Watershed Protection is not responsive to citizen input.
We need to protect and improve what we have.
<b>Infrastructure &amp; Transportation</b>
Arterial management and walkability are key issues that warrant a 5% budget increase. Street and Bridge repairs and maintenance require urgent attention and need a 10% increase.
As Austin's population density grows, we need to get serious about sidewalks!
Better public transit!
Bicycle infrastructure is of the utmost importance.
Can we please be forward thinking and develop a rail system that isn't a prop for the chamber of commerce. Can we have a rail system that doesn't back up traffic on Lamar only to have the train go by with nearly NO ONE on it. Can we have a rail system that serves people who actually work for a living?
Fix 35
I would pay more for an operational urban rail system.
I'd like to see the most investment in alternative methods of transport - more/better roads won't solve the traffic issue
Infrastructure is crucial and can create jobs as well as move people around town more efficiently. But please don't ignore the east side in favor of the well-heeled, well-connected west side. The mayor's recently proposed plan has lots of goodies for the west, but tends to neglect the east and poorer parts of our city.
It is vitally important to provide for basic infrastructure to ensure the safety of our most vulnerable road users.
MASS TRANSIT
More sidewalks in residential neighborhoods are desperately needed. Passage from the east to west side of I-35 (and vice versa) is currently incredibly unsafe for pedestrians and cyclists and should be a priority - see Airport Blvd and I-35 near 45th Street for an example of a completely dangerous mess.
More support to neighborhood traffic management, please.
need to spend on multi modal transit and maintenance, not cars and roads
Need to synchronize traffic lights so traffic can flow through city without stopping.
Oh god, more infrastructure for f*ck's sake. Approaching Houston levels of traffic.
Please work on improving bicycle lanes. I would ride my bike a lot more if I wasn't getting regularly yelled at by people in big trucks.
Public transportation needs more funding. It seems to be severely underfunded.
Replace sidewalks on 6th Street. Get homeless off the sidewalks around ARCH. Build sidewalks
Rob Grotty needs more help! The maintenance of ROW in this town is a scandal! Houston, Dallas and even Waco and Lubbock do a better job. If we are a great city we can mow the grass and remove graffiti.
Sidewalks are an essential component of our transportation system, enabling people to walk to buses, etc.
Safe routes for bicycles are important to encourage more use of bicycles instead of cars.
Street and bridge is so far behind schedule it's scary. This is essential infrastructure. Potholes damage cars which people need to get around.
The adopted Sidewalk Master Plan requires \$15 million per year to develop a sidewalk maintenance program.
There need to be signage on one-way streets for pedestrians traveling in the direction opposite of vehicle traffic.

The amount of funding is not as much a concern as the effectiveness, efficiency, and implementation of such funding. An increase/decrease in tax funding doesn't automatically equate to increase/decrease in service level. City government and services should strive to work less expensively but more smartly and more efficiently.

The streets in central Austin are in horrible condition. Please focus on making long lasting repairs to our streets in an efficient manner.

The worst roads and (non-existent) sidewalks in any city in America I've lived in. Deadly to cross streets, ride bikes or even drive here. The roads are TERRIBLE! Our tax money has obviously not been spent on having roads that are functional, signage that makes any sense, and maintenance. Irritating and also dangerous.

Too much focus already on bicycles to the detriment of moving other traffic in an efficient manner.

WAAAAY more into sidewalks. This city should be nationally renowned for walkability.

We need better Bicycle lanes and sidewalks to make Austin a liveable city.

What to do about the transportation problem in this city??? Making it easier to bike and walk would be a good start.

**Health & Housing**

Animal shelters get a lot of funding from charities and assistance from the public. Need more spending to assist the homeless

Does this address the mental patients who are slashing tires in Hyde Park or the drug addicts who are breaking into houses?

Don't let these animal nuts take money away from people to give to animals that crap all over the town.

Enhanced health promotion/behavior change campaigns to reduce youth e-cigarette smoking, address Zika virus.

Ensure that rental/owner/buyer assistance is geared towards low-income residents, any developer assistance is granted only with commitment to provide low-income housing in perpetuity, and community development meets the needs of the current residents instead of creating ideal conditions for gentrification.

Focus on the basics. I wish this survey had total budgets for all of these items. I'd bet that the 7500 vaccinations that were done last year cost the taxpayers 4x what they would have cost in a private setting.

Let's have affordable housing and healthy communities for ALL people not just the whites gentrifying the east side.

More support of our Health and Human Services Safety net. Agency employees are paid below living wage. Need more permanent supportive housing. Need more case management - in all service areas - one-on-one makes a difference.

STOP spending money on animals when PEOPLE need help.

Studies show that permanent housing leads to lower health care costs. There should also be initiatives focus on affordable housing with for people with low AMI's percentages. The right to remain and landlords' rights deny voucher also need to be researched and dealt with to provide a more equitable city.j

The amount of funding is not as much a concern as the effectiveness, efficiency, and implementation of such funding. An increase/decrease in tax funding doesn't automatically equate to increase/decrease in service level. City government and services should strive to work less expensively but more smartly and more efficiently.

Until their quantifiable metrics that demonstrate dollars spent on these services provide a return to tax payers, cut the amount being spent on them.

Way too much money spent on animals while people need help. This no-kill policy is WRONG

We must take care of those who are most vulnerable. Let's actually be the progressive city that Austin likes to think it is.

We need to have a kill shelter. They shouldn't be prioritized above people. Let's spend money on homelessness solutions, not saving the animals!!

While pet adoption and shelter services are important, the City's no-kill policy is costly and the policy is diverting resources from other public health and life safety concerns. The animal shelter's operations should receive a 10% reduction. Quality of life initiatives, housing, behavioral health, and disease prevention should all see moderate increases.

**Clean Community & Austin Resource Recovery**



Austin Code investigations are focusing on non-essential issues like the lengths of people's lawns. This is an unacceptable use of resources and warrants at 10% reduction in service to ensure that critical cases are prioritized.
Based on recent articles in Statesman and anecdotal reports from people trying to improve their homes, the amount the city spends on code issues is way too much and a huge impediment to progress.
Continue supporting Keep Austin Beautiful.
Efficiency tip for Litter Abatement: LET PEOPLE KNOW WHEN THE STREET SWEEPER IS COMING SO THAT THEY CAN MOVE THEIR CARS OUT OF THE WAY!!!!!! I'd bet they could save 25% of the cost just by communicating with the citizens. Telling us that you will be sweeping the streets in the area bounded by Anderson Lane, Mopac, I-35 and Town Lake between 5/9/16 and 5/13/16 is hardly useful information.
<a href="http://www.austintexas.gov/sites/default/files/files/Trash_and_Recycling/sweepingmap_041816-061016.pdf">http://www.austintexas.gov/sites/default/files/files/Trash_and_Recycling/sweepingmap_041816-061016.pdf</a>
I don't know enough about this to comment.
mismanaged department - needs management help not more money
More code enforcement in our neighborhood's, please.
Need to enforce littering, especially cigarette butts.
The amount of funding is not as much a concern as the effectiveness, efficiency, and implementation of such funding. An increase/decrease in tax funding doesn't automatically equate to increase/decrease in service level. City government and services should strive to work less expensively but more smartly and more efficiently.
The unnecessary regulation on the few people renting their houses - get real. Take care of the infrastructure, don't chase people who are renting a room.
Too much water wasting, trash & graffiti and not enough enforcement
Boost recycling rate through stronger public education/behavior change. Add curbside composting.
Can everyone have composting? Not just some privileged gentrifiers in a narrow area?
City-wide compost collection should be a priority.
cut back on weekly yard waste pickup, Do it bi-weekly; less frequently in neighborhoods with small yards
include curbside composting please!
Let's compete with the most progressive cities by making composting and recycling EASIER than throwing stuff on the landfill. We could actually generate power by repurposing a lot of our waste.
Need composting. Possible charges for not recycling. While i enjoy a small savings by using a smaller trash cart, the difference need to be greater.
reduce frequency of ALL pickups in neighborhoods with small lots/houses
Street sweepers are a waste of money - they come without notice and cannot clean streets due to parked cars. Also, they no longer use water to control dust, so they pollute the air.
The amount of funding is not as much a concern as the effectiveness, efficiency, and implementation of such funding. An increase/decrease in tax funding doesn't automatically equate to increase/decrease in service level. City government and services should strive to work less expensively but more smartly and more efficiently.
These guys do a pretty good job and we pay quite a bit for it now between taxes and the money we pay via Austin Energy....
They're doing a great job!!
This should be financed 100% from commercial (primarily) trash collection services. Increase fees for businesses, based on volume. Trash collection is privatized in many other cities.
Very happy with the service. Guys are always great.
Weekly recycling plus curbside composting would be awesome.
Works fine.
<b>Austin Energy</b>
Add debt forgiveness (legislative) to Austin Energy so we can stop taking money out of City General Fund to assist low-income people pay off utility debt. The shell game is costing us all money

AE customer care is terrible. Value Of Solar should not be cut off at five years - that's same as stealing
Austin Energy customer care is a joke
Austin Energy does a great job.
Austin energy needs to invest in providing lighting for users other than drivers. (pedestrian oriented lighting along streets).
Eliminate the transfer of funds to the City coffers and use the funds to reduce electric service costs.
encourage solar power
Figure out how to get off the grid. This city pretends to be "green" - it isn't.
Get rid of the gas plants and focus on wind and solar. People should not have to pay MORE to use energy from renewable sources. That is crazy!
I'm paying 11.3 cents/kWh which is below the national average of 12.5 cents/kWh. Thanks!
Keep Austin Energy as Austin Energy.
Let the market handle energy efficiency. There's no need to spend money on rooftop solar for the rich.
Let's have as much renewable energy as possible.
more consumer tools, incentives and rebates for energy efficiency
More renewable energy sources are important
Moving toward clean energy should be a priority.
need to concentrate on customer services and maintenance
Need to lower rates and stop transfer of income to general fund. Need to spend "profit" on infrastructure. Our power goes out almost every time there is a heavy rain.
Stick to renewable energy commitments to meet Austin 2050 Net Zero GHG goals.
The amount of funding is not as much a concern as the effectiveness, efficiency, and implementation of such funding. An increase/decrease in tax funding doesn't automatically equate to increase/decrease in service level. City government and services should strive to work less expensively but more smartly and more efficiently.
This should all be paid for through commercial rates. Otherwise it's just a pass through cost for employers to their employees if they expect them to live in Austin. Residential rates should remain low.
Your own figures show less than a 2% efficiency savings. That's deplorable and shows money is being spent unwisely.
<b>Austin Water</b>
As long as we are not drinking lead, everything is fine.
Eliminate the Flouride
End water restrictions, the lakes are overflowing. Fire Slusher. Lower water rates.
Infrastructure needs to be monitored and updated.
Let's have clean drinking water. What's the deal with fluoride? Are those people at city hall meetings crazy? Is it good, bad, safe?
Much more water conservation, now and in the future. The drought will return, population will increase. Why are you waiting???
need to keep going with water conservation efforts
Need to lower rates.
Quit using lime in water purification.
Raise rates for high users rather than this idiotic "we are always in a drought" model.
Repair leaking, old pipes infrastructure.
See some of my comments on the Watershed Protection section. Water simply must be viewed as the essential life-giving source it is. Give more incentives for people to install rain barrels and drought-tolerant landscapes. Stop allowing weekly watering of grass. The time for lawns is over! Given the reality of climate change and Austin's vulnerability to droughts, we simply cannot keep on living as if water is going to be plentiful.
Sell more water to provide resources for the water department.

Stage 2 restrictions as minimum, forever
The amount of funding is not as much a concern as the effectiveness, efficiency, and implementation of such funding. An increase/decrease in tax funding doesn't automatically equate to increase/decrease in service level. City government and services should strive to work less expensively but more smartly and more efficiently.
time to retrofit older customer water meters (residential and commercial) that are inaccurate
better consumer education on runoff mitigation- better tools, incentives and rebates for flood management (french drains, pervious pavement, etc)
We are conserving, so don't raise our rates, please.
While I would check an increase in water treatment I am reminded of the Mistake on the Lake.
<b>Final Comments</b>
55% of Austin rents allow them to estimate the amount of their rent to property taxes. Indicate amount/percent of budget for each slider in app.
AISD needs to downsize, not advertise for out of district students. Tovo should be run out of town. Water rates & policy are ridiculous.
Austin Eco Network
BLM
City needs a great deal more money to deal with it's growth. I am willing to pay more, but additionally I think businesses need to pay more of their fair share.
Fire the City Manager as he is incompetent!!!
Get the panhandlers off the right-of-ways and medians.
Great exercise! I hope everyone takes a few minutes out of their day to complete this.
Heard about this simulation tool from your friendly staff at a City hall booth during a council meeting. Thank you.
I attended the CHA/CHIP meeting last summer and saw there was a real need for greater public health and transportation funding as well as better coordination between the two sectors (e.g. making Austin a more walkable and bike-able city). Many recent debates around ridesharing and pedestrian safety concerns further demonstrate the need for better public transportation solutions.
I can't imagine anyone actually reading these or listening to a citizen with an opinion different from their own. There are currently only two moral city council members in office that don't take money from companies and use their regulating power for personal gain. Lowering property tax increases revenue to local governments almost every-time in the long run by attaching businesses to the area. Increasing property taxes hurts the poor and middle class. We need a law that prevents the local government from regulating competing industries differently. It opens the doors for corruption. City council has been doing this a lot recently to Uber, Lyft, AirBNB, etc. We shouldn't let taxi unions, taxi executives, and hotel owners buy profits from our elected officials. This is a current issue, but it has been happening since the dawn of municipal governments. The establishment keeps taxes high and regulations insane to prevent new companies from taking market share.
I would like more done to prevent people from blocking the box, I think it's one of the major reasons for traffic jams during rush hour in downtown Austin.
I'm impressed with the easy presentation of this survey. Thank you for finding innovative ways to incorporate public comments into the budget process - I appreciate it!
I'm sure that things will continue as they are. You'd think the citizens would have been smart enough to vote against an \$90MM library that we don't need. But so goes the Tragedy of the Commons. It's easy to spend someone else's money on yet another consultant...
Increase the ability to recycle for all. That includes recycling bins in public places.

<p>My neighborhood is predominantly duplexes. The tenants do not seem to understand their responsibilities for maintaining the property where they live. A duplex is NOT an apartment where maintenance is done for them. The City needs to make an effort to educate tenants in their duties as members of a neighborhood. Absentee owner/landlords need this type of training also or the City needs to require on-site property managers who are trained in the laws governing multi-family properties. The only thing that will save this beautiful area of South Austin is GENTRIFICATION. I intend to be on the crest of that wave in order to insure my property value.</p>
<p>Need more funds for the east side communities</p>
<p>Need to include more budget areas - lots of budget items were not listed that need to be cut.</p>
<p>nextdoor</p>
<p>Nextdoor</p>
<p>Please pay someone to clear out the Chinese ligustrum that is choking all our greenbelts. There are many people in this town who could do this work. No more studies and plans. Y'all have been doing that for ten years while the problem gets worse.</p>
<p>Please stop the destruction of our music culture. Austin is NOT weird anymore. However, I want to give kudos to the new city council - they're doing a great job of standing up to corporations who would have gotten all kinds of deals in the past. I really appreciate the stand taken against Uber and Lyft. That's the kind of city I want to live in.</p>
<p>Services are ridiculous especially trash pickup and you're wasting our money. Property taxes are insane and a total racket here in Austin</p>
<p>Should allocate money to develop political involvement and young candidates</p>
<p>Show the impact to renters.</p>
<p>Some of the money spent on attracting new business to Austin has been a complete waste, such as the development along Route 1 in North Austin. Also it seems like many of the low cost housing projects have been a big bust. One has to wonder why the city is poor at overseeing those projects. I've heard so many complaints about the Planning Dept. over the years. The City should concentrate on great communication with its citizens. Overall, the city seems to be doing a better job than in the past on recognizing we are living in a large city with its attendant problems.</p>
<p>Start taking care of the people who live here and pay taxes.</p>
<p>Thank you for the chance to give input and to comment. This budget simulator is a great innovation -- I thank the city of Austin guy whom I saw interviewed on the KXAN news for coming up with it!</p>
<p>Thanks!</p>
<p>This was an improvement over Budget In A Box, but it still doesn't offer representative sampling of the market.</p>
<p>Transportation needs to be the top priority in Austin. It's a significant issue that is only getting worse. I will pay more to get better transportation infrastructure.</p>
<p>Try to avoid acronyms in your explanations such as "...30% MFI or below." Otherwise this was neat.</p>
<p>We need to be directing a larger portion of our budget toward community services and quality of life initiatives and away from overly costly public safety programs.</p>

## Comments - District 10

### Parks & Libraries

As the city gets denser, the need for outlets grows.

Austin is adequately served in these areas

Bull Creek District Park is significantly overcrowded and the trash is out of control. There are simply far more people coming to the park than the park was designed for. 80-90% of the park patrons on the weekends are drinking alcohol (many out of glass containers and many smoking.) The way to reduce the overcrowding, increase safety, and cut down on the trash, is to make not allow alcohol at the park.

Cremation popularity is increasing.

Library content is moving to digital.

Current level is satisfactory

Focus on providing and maintaining spaces for self guided recreation but minimize funding of active programming and allow private entities to step in. Eliminate pools as cost and environmentally water prohibitive. Maintain libraries and increase materials available but minimize but minimize active programming.

Given the thousands of dollars paid, we should not have to also pay to get into our city parks or pay parking to go there. The city is double dipping and not everyone out here is rich.

Good job on parks & libraries. Offer more guided hikes in nature preserves.

I actually think they are doing a really good job. Library services are wonderful, parks are good, Zilker is wonderful, Nature and Science Center is great!

I would rather see the infirmation superhighway delivered to residents than see us spend our money in brick and mortar libraries.

increase by 5%

Increase pay to lifeguard and lifeguard recruiting so neighborhood pools will be fully open during the summer!

Love parks and libraries!

My taxes increase 10% annually, 3X inflation. The city must limit their budget to inflation, not property value increases!

Need more small neighborhood parks in walking distance to residential areas

Not a core function of government

One down, four to go

Parks and libraries are major contributors to the health and wellbeing of the city and its inhabitants.

Please fund improvements to the Old Quarry library.

The communication technology has changed the function of Libraires and so it would be prudent to review and reduce spending in this area. We have enough parks in the City today and do not need to expanded the number or budget on the existing facilities.

The lack of life guards is a serious problem, that needs to be addressed with some kind of winter training program, and/or wage increase. These poor kids are now making less than most fast food employees, but they are responsible for keeping kids alive. That doesn't make any sense.

The new Central Library is a waste of money!

We have too much parkland that we cannot maintain

What was just spent on a single downtown library is atrocious. You could have built 10 neighborhood libraries and had millions left over to fund their operations.

With the advent of electronic media and access to the internet, all City libraries should be closed and WIFI should be extended to the community.

Would like to see libraries open later.
<b>Public Safety</b>
Ask yourself: why does Austin have the highest paid fire and police force in the State. Do we have the highest cost of living? No. The City Council needs to be more responsible with the taxes they collect. It seems like you can't spend the money fast enough.
Changing most of these options makes the tax bill go up or down a lot.
Current funding is sufficient.
Fire department is an incredible waste of money and resources. They make excuses to make runs to keep trucks. Neighborhood fire truck drives by every morning on way to Krispy Kreme. Seriously.
Fund additional patrol officers as requested by APD chief and fund new fire stations with staff and equipment.
Get rid of the top level of management, they are taking WAY too much of the budget. Put cops on the street, get rid of
I don't think citizens realize how much money some of the Public Safety personnel make. Look up some of the names you see in the paper, just type the name, then salary. Holy \$h!t.
I;m not sure what some of these are.
Increase support to match growing Austin population.
Love money to police, fire, and ambulance!
More patrolling in neighborhoods
My taxes increase 10% annually, 3X inflation. The city must limit their budget to inflation, not property value increases!
officers are used inefficiently. Too many officers standing around during response calls
Public safety is overall very good, but some service improvement is always welcome. Fire/emergency prevention and outreach is a good way to maximize impact.
Quit wasting money on helicopters and quit using so much overtime. Maybe a less political Police Chief would lead to less legal fees and settlements.
Reduce the amount of overtime pay for existing firefighters. Hire more firefighters and reduce the overtime expense.
Some sections of the city do not want police patrols.
Visibility of Police is important
We are way understaffed and underserved in safety! My business was burglarized and there was more than an hour wait for police to respond to the scene. Whatever Mike Levy thinks we need, I'm on that bandwagon
We should be looking for ways to decrease the use of police in Austin. We need to consider other bodies and avenues to deal with areas that the police just aren't right for (ex. mental health episodes, sexual assault aftermath, civil violations)
<b>Planning &amp; Development</b>
City planning for more economic uses of our funds is critical. Austin seems to come up with plans that cost 5-10 times more than the national average and <u>only</u> address part of the problem. What a waste of planning time.
Cut bureacracy. Too many chiefs not enough indians. Stop spending on studies and do something.
Everyone knows that the inspection process is a disaster, but I don't think more money would help it.
Fine
Fix the building permit review process. Too slow and arduous.
Getting a permit must be streamlined. Waiting ALL DAY to get a permit just decreases the willingness of future compliance. People want to do the right thing. Don't make it so hard!
I think we need more aggressive and progressive planning -- not developer-driven, but something that focuses on a forward-thinking city, with a focus on liveability, a serious look at a meaningful number of affordable housing units and a dedication to planning to ensure mixed-income neighborhoods.

Increase funding across board. Consider absorbing other department's planning/development groups/staff and responsibilities for greater efficiency and unified planning.

My taxes increase 10% annually, 3X inflation. The city must limit their budget to inflation, not property value increases!

Pitiful...the hoops required to obtain a building permit is crazy. Too much bureaucracy

Plan review is an unnecessary and duplicative of the work performed by licenses professionals. Plans should simply require a certification from licensed professionals that the plans comply completely with the City's rules. No review necessary. If don't comply, make liable under a private cause of action.

Rewrite the entire code. This is beyond ridiculous. It is impossible to develop in this town. It is a running bad joke.

Stop ruining Austin with too many condos & traffic congestion. Current council gives preferential treatment to developers instead of residents.

The builders should be paying for all of this. Not the established neighborhoods.

The current city council and planning commission are not effective at managing throughput of applications nor are they treating alternative options fairly (eg charter schools, transportation network companies, etc). More needs to be done to open up Austin to modern competition and capitalism. Protecting centralized inefficient services like AISD and taxis simply leads to mediocrity, particularly for families East of I-35.

The permitting system is broke. Not sure why we need to annex anything else

We need to streamline and hasten the planning and zoning process in Austin so things get done faster. There is too much community input. People just want things done.

you silly []s make it so hard to get anything done in this city. Also, your planning for traffic control, which you sold out to the Republican concept of toll lanes instead of providing public transportation, should get you hauled out and shot.

### **Economic Development**

Eliminate 5% art requirement on new construction

Growth is overheated, infrastructure is strained. Stop offering incentives until there's a plan to fix transportation issues.

I've attended classes at the Small Business center. Pretty good program.

Leave to private entities.

Let economic forces work on their own and just make it easier for the arts and businesses to thrive here. Cut out red tape.

Let the free market handle both

Let the market choose winners and losers. But absolutely encourage business and growth to come here and create jobs and prosperity for our citizens (and grow the tax base.)

My taxes increase 10% annually, 3X inflation. The city must limit their budget to inflation, not property value increases!

Please don't dole out \$\$\$ to corporations that plan to do business here.

Quit killing innovation

Really! Do we need more.

Recruitment unnecessary expense for City on every Tom 10 list.

sponsorships from businesses should be used to support arts and music. Taxpayer money should not be funding private companies' profits. Cough cough UT medical school.

Stop giving tax breaks to bring in new business. Need infrastructure.

Stop setting a minimum wage for all private businesses in the City.

The tax breaks we give big business is not matched in any way with support for small businesses, and feeding Austin's constant growth without taxing big businesses equally is putting too great a strain on home owners.

This city does not need any more help attracting businesses or people. They have been coming in droves for decades. Businesses can pay for this on their own.
we do not need government promoting economic development.
<b>Watershed Protection</b>
I don't think citizens should be buying out house in flood planes.
More flood prevention.
My taxes increase 10% annually, 3X inflation. The city must limit their budget to inflation, not property value increases!
Need central stormwater plan instead of pushing responsibility to property owners
Our streams and watersheds should be accessible for the community and should allow for opportunities to bring the natural setting back into the city. It also helps with the urban heat island effect and air quality.
Stream restoration!
Way too many public buildings that are not being used. Millinium Center in East Austin is example
we should not be paying for property in floodplain that was purchased by owner who knew or should have known that property was in floodplain.
<b>Infrastructure &amp; Transportation</b>
% of bicycle riders does not justify the expense and the allocation of Bike only streets and lanes.
Austin should have built sidewalks 50 years ago. It's ridiculous to have children walking in the street with so much traffic. It's also ridiculous to have children stuck in their houses all day because they can't safely get anywhere without an adult. How many pedestrians have been killed this year?
Bicycle transport is truly not viable for more than 10% of the city, please stop wasting resources and go the more challenging route of finding true innovative transit solutions!
City does no do a good job of repairing street cuts made by water utility department.
Do we really need to compete with Portland OR? Our weather is NOTHING like Portland.
Great job adding bicycle lanes to roads. I'd like to see additional investment in sidewalks and improving traffic flows as possible.
Halt additional development until traffic problems are fixed. Time lights. Build overpass bridges instead of pedestrian beacon. Bike lanes are dangerous & confusing on major arteries- encourage use of back roads for cycling. Improve turn lane markings & signage. Repair N Lamar from bus damage to lanes. Use small buses for low ridership. Lower speed limit of I-35 in city limits to reduce wrecks.
How can a city like Austin have neighborhoods without sidewalks? Why are cars allowed to park in bike lanes?
I notice there is nothing for Cap Metro and the underwriting of the Train.
Many areas in NW austin without any sidewalks.
My taxes increase 10% annually, 3X inflation. The city must limit their budget to inflation, not property value increases!
No more bus lanes (the buses don't fit in them anyway). No taking up traffic lanes for bicycles. Please resync the lights at rush hour so people can get across the river.
Purchase a computer system to manage the traffic lights coordination in the city. The present system does not work.
Sell or reduce the number of those big extra long buses operated by that boondoggle Capital Metro
Sidewalk and bike infrastructure is dismal. Austin needs to become much more walkable.
Stop focusing on light rail and do something that will help traffic flow.



Streets need lane markers, arrows for turn lanes, shrubs need to be trimmed for better visibility.
The bending over backwards to accommodate the cyclists is way way too much. Squeaky wheels are costing too much money for the benefit.
The City resurfaces our street every other year, whether needed or not. Incredible waste of money, yet the portion of the street 3 blocks away with groundwater intrusion problem is NEVER repaired. Ridiculous.
The percentage of people that ride bikes compared to the amount of money it costs is unreasonable. Meanwhile, we have potholes everywhere. Make the mass transit work by providing parking near the main stations.
This city used to look beautiful. Every street in this town is riddled with trash now. It is disgusting and sad.
Traffic solutions and reduction for 360 bridge commute south and north.
We need more and safer cycling and pedestrian infrastructure. We also need to focus development on our arterials to increase density in the city and focus improvements in places that need them.
What about storm drain improvement!!?
Where is public transportation on this list? That is crucial for ALL of us. Traffic is an issue that is impacting our city in many ways -- economically & in terms of quality of life. Construction/management is not the only path to helping that. (We need more flexible work schedules, more satellite offices, more telecommuting...) But it's something we need to take seriously.
you are not doing enough for Austin traffic. I cannot believe--CANNOT BELIEVE--that a city of 2 million cannot find the funds to construct adequate highways, tunnels, and subway/elevated trains for public transit. What fools are these?
You need to fix the streets and potholes. We don't need more bicycle lanes.
<b>Health &amp; Housing</b>
Austin has got to stop giving people so many handouts. I work hard for my own money and I'd like to keep it, not seen it given away to someone else who didn't work for it.
Animal shelters aren't even something a city's tax dollars should go towards, these should be entirely private companies - for profit or non-for-profit!
Free adoption for pets may ease the load.
Get the homeless off the streets.
I don't know what the Developer Assistance is or why we should pay for it.
Fund departments using available state and federal monies but eliminate local welfare.
Get beggers off the streets. There is lots of people asking for workers t
Homeless population mental health
Homeless population needs housing and treatment. The city needs more affordable housing, especially for seniors.
My taxes increase 10% annually, 3X inflation. The city must limit their budget to inflation, not property value increases!
Property taxes are ridiculously high. Stop spending our money.
Spray for mosquitos
There are plenty of non-profits that assist with transitional housing needs. The city should let those organizations lead those efforts. The biggest gap is mental health services, which is highly correlated to homelessness, addiction and crime. Those issues affect both the person struggling with mental illness as well as all area citizens in both direct and indirect ways. Austin needs to study models like the I win Seattle and address this growing problem.

We have a major problem with homelessness and with building affordable housing. Stop building expensive condos and support better housing availability for people besides the wealthy.
We need to focus on housing and workforce development and let the other governmental entities like Central Health and Travis County focus on providing health services to the community.
What are Councilperson Gallo's priorities for health and human services?
what does quality of life initiatives mean? Isn't everything a quality of life issue?
<b>Clean Community &amp; Austin Resource Recovery</b>
Beef up enforcement of code violations and encourage recycling and composting
Clean/maintain City streets and property. Revise the code instead of attempting to increase the ability to enforce the current arcane, poorly thought out, overly complicated one.
Code Enforcement consists of a bunch of wannabe cops who waste time and resources to bring enforcement action against the most minuscule "violation" while real safety issues, such as improper stair case, are never investigated. For example, my Xeriscape garden had grown to the point that one Rosemary bush extended ONE INCH over the edge of the sidewalk. Code Enforcement came out to tell us if we did not trim the bush back ONE INCH, he would rip it out of the ground.
Keep the medians and roadsides mowed and cleaned please.
My taxes increase 10% annually, 3X inflation. The city must limit their budget to inflation, not property value increases!
Stop trying to be such a nanny state, a lot of this is policing voluntary situations on private property. What people do on their own property is none of the city's damn business.
The city is too regulated already. The bag ban should have reduced trash so the operational budget can be decreased
The City needs to follow their own Code Enforcement regs on property owned by COA.
The code system is inefficient and impossible to negotiate unless you have a friend at city hall
The present code enforcement department is ineffective and incompetent.
Add compost service if possible.
I do not believe this correct, as I average over \$300 a month on my utility bill.
I would love to see a composting program added to our service.
Increase recycle pickup from biweekly to weekly.
My taxes increase 10% annually, 3X inflation. The city must limit their budget to inflation, not property value increases!
Not sure why this is so much compared to other major Texas Cities.
Place recycling bins in parks & public places.
Privatize it.
Quit paying for programs like plastic bag eradication.
recclcing programs should be based on economics considering all costs
Since bags are banned there should be less trash
Stop implementing changes that make Austin more unaffordable, ie, compost recycling. Too much expense, too little benefit.
The last thing we need is composite collection. No one would opt in and we would all be taxed to pay the bill. Who is going to maintain two containers in their kitchen? The odor would be overwhelming after a few days.
Turn this function over to private enterprise.
we need weekly recycling pickup in Northwest hills, where people actually recycle

Why do we get less and less service at higher and higher costs?  
 There is poor coordination between services, one often interfering with another. Like collecting bulky items on the same day as collecting trash.  
 No one understands how to recycle properly. An educational campaign with PSAs would really help. They should be offered free by the stations.

**Austin Energy**

ABSOLUTELY quit taking money from AE to fund Council member pet projects and business incentives to massive corporations. This borders on illegal and is a completely corrupt way to run a budget and an electric provider. If I paid a COA electric bill outside the City limits I would file suit. I'm surprised it has not been done yet. Also, put it to vote before you quit getting rid of cost effective electricity sources.

Again, as in Resource Recovery, the numbers are not applicable.

Allow for competition in providing utilities to residents.

Austin should de-regulate like the surrounding suburbs so that a competitive market can bring customers lower cost energy with better service.

Doing a good job. Don't let Eanes rip us all off.

Don't penalize customers for reducing power consumption.

More rebates to encourage energy savings. They seem to last only a short time.

Privatize it or set up as a stand-alone utility, separate from the theft of revenue for the City's General Fund.

Reduce the self promotional material sent with the statements.Reduce the unnecessary security at the offices.

Stop all green energy programs. Doesn't make economic since.

Stop funding cultural activities from utility revenues. Affordability is more important.

Stop the transfer of money from Austin Energy to the City's operating budget.

Stop wasting money on alternative energy sources. The property taxes to pay for these calamitous past decisions is killing us.

The city should sell the utility and allow it's residents to purchase lower cost electricity. I do no appreciate the city using utilities to increase taxation.

Try to make it self-sustaining without transfers to city budget to lower rates. Use new taxes from massive developments to support city budget.

We need deregulation and competition in Austin, like every other major city has. We have to get out of that biomass debacle

We need to deregulate. It's silly for a city our size to not have competition like Dallas and Houston do. For being a "tech" city, Austin city services and Austin ISD (which I know is a separate entity) feel very 1990 to me. We will stagnate if we don't let more innovation and competition come to Austin across utilities, transportation, schools, etcetc.

**Austin Water**

Again, as in Resource Recovery, the numbers are not applicable.

Conservation MUST be taught, encouraged, modeled at ever opportunity. All events should begin with announcement of whatever water restriction level we are under and encouragement to go beyond minimum requirements. Big events like SXSW are great opportunities to welcome folks to Austin, say we hope they brought their own water but if they didn't please use Austin water as responsibly and conservatively as they can. We love people visiting and moving here, but we all need to work individually and together to conserve water. So if you see anyone letting the water run while they are not using it, turn it off for them and tell then in Austin we are conserving our water.

customer service staff are generally unhelpful due to lack of training or education. Utility costs seem to be excessive. needs tighter management
Do not place restrictions on what days of the week we can water when there is no water shortage. Mandatory restrictions should only be applied to large water users.
fix the meters so the info is accurate! quit outsourcing!
Fix your own inefficiencies and leaky pipes before spending millions to tell citizens to conserve. You look like hypocrites.
Hire mgmt that might realize that if you cut consumption, you will cut revenue. No excuses for that.
Making once-a-week watering permanent is a huge step for Austin. We lag in awareness about water, and we need to continue pushing in that direction. This is one place where we can learn a good deal from San Antonio.
My taxes increase 10% annually, 3X inflation. The city must limit their budget to inflation, not property value increases!
Privatize it or set up as a stand-alone utility, separate from the theft of revenue for the City's General Fund. AWU leadership continue to prove that it is incompetent and lacks the basic ability to calculate a bill. I suggest AWU hire my 8 year-old granddaughter to calculate bills. Furthermore, AWU leadership continues to ignore STATE LAW and the PUC regarding the illegality of General Fund Transfers. See Order in PUC Docket No. 42857,
Since we are banned from watering more than once per week, water usage should remain at the low level and operational cost should decrease. If water rates are raised many Austinites will be outraged
Stop the transfer of funds from Austin Water to the City, operating budget.
Water is the area where Austin needs a better plan. The fact that we don't have a 20 year plan is embarrassing and extremely risky.
Water is VITAL
you need to be pumping wastewater outflow upstream, not downstream, so we can recover water that otherwise flows to Bastrop.
<b>Final Comments</b>
A balanced budget it good. Higher taxes for EDUCATION is great. Water conservation is vital. Improving traffic congestion is key.
Cut police pay
Do not be afraid to demand more money from me and my fellow tax payers to fund social, environmental, and other services.
Example of poorly allocated funds- Mopac Mobility Bridges!!! I drive by water leaks in our water system every day, watch streets flood during heavy rains due to our old, inadequate and poorly maintained storm drainage infrastructure, sit in traffic wondering why more money has not been invested in traffic light synchronization, walk by creeks full of large debris that can only contribute to flooding the next time we have a heavy rain event, read about longhorn dam that is in desperate need of repair, etc...I know infrastructure projects are not cool and sexy but our infrastructure is falling apart!!! I guess the next time it floods, I can take comfort in knowing I can ride my bike above the flooded roads and areas below.
Get a grip on public transport, traffic and growth. The city's utter failure to address transportation while promoting density and giving away the farm on corporate tax breaks is absurd.
Get that damned animal services budget under control and charge Austin Pet's alive 50% of the value of the park property they are on.
I don't know enough about most of the items in the budget to know if the amounts should be changed. But I do know about traffic... and I would be willing to pay more to improve it, sooner, rather than later.

I like being able to give input! Thanks!
If you really want the middle class to stay in Austin cut the budget to only essentials. You have too many managers and layers and layers of Managers they are falling over each other. I use to urge more for Parks but only saw the Director spend all the money on more layers of managers and studies that did nothing. Don't give a dime more to parks until she spends the money on bricks and mortar.
If you want to continue to make this the most livable city, then the folks who work for the city need to have pay increases that at the very minimum match inflation. If you look over the last decade you will see that this hasn't happened even once. Worse, the COA employees have to fight every single year at city hall for their pittance of 3%.
Interesting. Would like to see ways to increase some budgets more than the modest amount listed. Some just need remanagement (like CODE and APD).
More transportation funding!
My thanks to the mayor and council members for seeking constituent input and tackling tough budgetary decisions. In future, please save votes on budgetary measures for days when 3/11 of the council is not in DC or consider revising the rule of a 6 person minimum consensus when only 8 are present. (Referring to recent decision not to fund the women's and children's shelter project reported in the Statesman.)
Please follow the U.S. Census regarding options provided for race (allow people to choose more than one racial category)
Please s
Please start providing adequate funding to construct and maintain sidewalks. It's a basic function of city government and a public health and safety issue.
Technically just outside the bounds of District 7 as it wraps around our neighborhood (15000 Jacks Pond Road 78728) but did find this exercise interesting and hope more community involvement like this is continued.
Thank you to CM Houston for coordinating this meeting!!!!
thanks for allowing me to vent
You know, toll roads are a bad idea. Why should public transportation use tax dollars to provide limited resources for only a few rich people? Why should the public be discommoded by these private business enterprises? The whole point of government is to provide for citizens what the citizens cannot provide for themselves because of their limited and diverse incomes. Public roads, public schools, public bridges: Europe learned this lesson the hard way. Additionally, by hiring out-of-country companies to do this construction, we give up public oversight of their actual budget. There's no way to know whether they are depositing funds for our bigshot politicians in off-shore banking accounts. You can bet your booty that if he could get away with it, our previous governor got away with it. Why invite corruption, at public expense? It's anti-American. I resent seeing those toll roads and that horror on MoPac every time I drive that way, which is as little as possible.
Recycling in my neighborhood is too seldom. We need it weekly. I fill up my big blue container by the end of a week. Of course, I read newspapers.
Generally, I would rather live in Austin than anywhere else. I also like living in the United States. But both can be better and more ethical with their treatment of their citizens.
Thanks for letting me have input!
Thanks for the opportunity to weigh-in!
The Budget Office has the most highly qualified staff in city government.

The City of Austin needs to review all of their departments and see where there is waste first and begin saving starting there, instead of requesting more and more increases from the citizens/residence of Austin. It's already to expensive to live here and anyone who was in a middle class family is now in low income, seems to me this is turning around instead of assisting the residence who actually pay taxes and services in Austin.

There should be incentives for city staff to find ways to economize. Budgets should be newly considered each year, and last minute spending should be prohibited.

This is crap.

Transportation issues dwarf all other concerns!!

We need roads. PUBLIC roads. We need overpasses for cross streets on 183. We need state of the art traffic light monitoring. We should invest in a new type of traffic light, one that displays how much time is left on a red light, to help traffic flow. We need to spend a lot of money on figuring out our public transportation system. We need to be bold, we need to be big, and we need to be building YESTERDAY.

Where's the beef? :->)

Work on traffic light timing please (and not just downtown). Consider making it so that bike lanes are one way, on every other street, only on one side of each street and outlaw parking on the bike lanes. That way cars get parking on one side, bikes get safe travel on the other, and there's still enough space for two way traffic on the same road (see Avenue A for example -- currently not enough space to drive on the street because of parking on both sides). Work on keeping street lights lit. Work on addressing the graffiti problem in Austin. Work on keeping roads and medians mowed (we're already paying for this, please do it).

## Comments - District Not Identified

<b>Parks &amp; Libraries</b>
Aquatic and park resources are essential for children simmertime & year round.
There is green space recovery needed to ensure nature prevails in our ever increasing concrete Austin
I would love to see increased library programs for children and themed book clubs for adults, or other programs - especially during the summer months. I would also love to see all playground areas receive shade covers - the sun makes the play structures hot enough to leave blisters on childrens skin. Additionally pools - would love to see an increase in shaded portions of pools and splash pads.
I would spend less on library services b/c most of the materials they provide can now be found online. Move this money for more parks, pools and recreation funds
It would be really nice if the library had wider ranging hours.
Libraries are a cornerstone of a good community!
More designated off-leash areas for dogs
More focus on park improvements
none
Parks seem to be well maintained to me, but libraries are becoming more obsolete as the internet becomes more pervasive.
Prioritize historic preservation.
Taxes are to high in Austin and something needs to go.
This is what makes,Austin great.
We need an increase in city amenities for growing demand because of booming population.
We need more Parks, more Park space, more trees, more foliage, and whether we develop more golf courses of swimming pools, we need things that will attract the community. Have you considered adding in Hike and Bike Trails? Thank you for your time.
Mitchell J. Rappaport
Where are the weed and hookers? I'm putting 100% of the budget on weed and hookers.
<b>Public Safety</b>
I would add a store front type police unit on the drag that covers the drag, the UT campus neighborhoods and West Campus. There is a serious issue with the criminal transient population near UT. Students are threatened daily with rape, murder etc from these criminal transients which are drunk, drugged and mentally ill men between the ages of 16 and 45 and they are angry and physically capable of carrying out their threats. Students, families, alums and other visitors deserve to feel safe on and near their campus. UT is one of the top tourist attractions in this city and these angry criminal transients are also driving away tourists and giving them a very negative opinion of this city plus it is also hurting businesses in the area.
I would prefer a decrease in militarized policing and an increase in mental health services.
No mention of retirement or health benefit reform?
Police should either enforce speed limits 100% or 0%.
Victim outreach and investigations in that department or the reuse is a JOKE. It's truly sad
We spend WAY to much on police.
Would like to see added community policing because of general attitudes towards police and an increase in fire planning because the drought could return.
<b>Planning &amp; Development</b>

Austin has struggled with great growth since 1981. I believe there is a way to refine the permitting process and be more mindful with growth planning for the future. All of this while still preserving nature, greens phase and fundamentally what Austin believes in. The greatest challenge is without destroying downtown or any green space to create a efficient East West Corridor closer to downtown. My father was an architects, my mother a project manager I understand the growing pains the city has experience. We are doing a very good job for the most part, we need a parking garage near(with free shuttle)or in downtown dedicated to downtown workers. A parking garage with reasonable rates, less then the current convention center parking garage rates. People who live in Austin and work in the service industry making downtown possible are being priced out of parking. All the catering/ hotel workers, independent contractors, convention center workers must pay \$20 a day or more to park to work downtown. Hotels do not allow employees, never independent contractors to park in the parking garage for the hotel. Parking has become such a premium downtown it is pricing out people's ability to do their job.

A fast growing city needs planning.

Austin city planning and building code needs to be revised to have rules that make building sense, social sense, are environmentally forward-thinking, and facilitate owner compliance. As they stand, residential building codes are complicated, do not make sense environmentally or for many home owners, and only serve those wealthy enough to hire consultants to bend / evade existing rules.

It is now a major pain for new businesses to get permits etc through the city. Cut the red tape and make it more customer friendly. Taxpayers are the customers of city government so they should be treated as such

Raise the fees so that zoning and planning are paid by the businesses using it

Stop building places to live until more infrastructure is built to handle more traffic.

We need less of it to help lower our taxes.

**Economic Development**

Economic development is important we just need to make sure that it is the right kind of growth for Austin. We need to attract businesses with healthy mindset and business cultures that meet our current standard of living/ and set of values .

Again, The Drag is a huge tourist attraction and its an eye sore with filth everywhere, criminal transients pooping, peeing and sleeping all over the area, many businesses have left and graffiti is everywhere too. Put money into revitalizing this tourist attraction and gateway to the University of Texas.

Decrease burdening city codes and restrictions.

I want to get more a variety programs

No increase. I think Austin sells itself now.

Our taxes are to high and we need less government to help lower them.

these should be driven by private capital like the Mayor's friends, Dell, ...

We do not need to continue to woo additional business--with 100 new people abs new businesses moving in everyday, I believe we could cut back on costs to lure companies to Austin.

**Watershed Protection**



Austin needs to take a hard look at their water management. We have a great system in place for dealing with our human fecal matter. However Austin has many hillside springs and is dappled with aquifers. These resources need to be better identified in managed for conservation. Properties on Lemoore and ninth Street on castle Hill all rest on a bed of springs, when those dilapidated homes are demolished will you allow condos to be built or preserve that portion of the aquifer? There are properties all around Austin that have natural resources that need to be identified and reclaimed when possible. Growth is good but we need to ensure that it is not at too high of a cost to our environmental resources. watershed management is a nightmare in this town, city planning needs to be especially conscientious that our town does not end up with tons of concrete water retention boxes dappling art city. Green space and large drainage and run off ditches, that can also be used as Parkland are far better alternatives. We need to be more inspired and inventive, look to nature for solutions.

It is critical that Lake Travis, one of our main sources of drinking water is protected. It got down to 30% full which is terrifying. I would also build more city owned lakes east of I35 to capture more water where it rains more often

Water is a long term issue. While the rains may have stabilized things in the short term.

Water is going to be an increasingly more valuable resource - putting drought plans in place now should help mitigate the worst of future supply concerns.

We need clean drinking water but all rest can be cut to lower our taxes

### **Infrastructure & Transportation**

It is time that we start incorporating innovative ways for nature to migrate. We need to have land bridges that are nature base. This allows people and animals to Traverse high thorough fare areas safely. All animals have migratory patterns in travel to seek food and shelter on a daily/nightly basis. We need to identify the green spaces that are still existing preserve them and make efforts to link them together. The Greenbelt has been a great tool in doing this, there are just some areas that are high traffic/death areas for wildlife. These areas need to be identified and measures put in place for prevention. It's not going to get any less populated or busy.

Better public transportation planning. Especially east side and north/south corridors.

Building a bike bridge over 360 at Mopac was the most wasteful thing I have every seen a city do. We need good roads but fewer bike lanes. We also need lower taxes.

I would like the street lights timed as soon as possible.

If we design a more pedestrian and bike-friendly city, it would reduce accidents and encourage people to walk or bike instead of drive

Improve the quality of the bus system

More trains

No more toll roads!

Please give us better public transit, bike paths, and pedestrian connectivity

This needs to be priority # 1 !!!! The traffic here is really unbearable

Traffic is a joke in Austin. Build more roads for cars and make existing roads like 360, into freeways. Stop putting all of our money into bike lanes and bridges. it is not realistic for most of the population to ride their bike to work. Rail could work if you make it sensible like a monorail type system. We were just in Houston and they have an excellent rail system and an excellent bus system combined with an excellent freeway system and HOV lanes. Copy success.

Traffic jam, bike is too expensive

Transportation is important but you have done a terrible job on MOPAC north. Do not start MOPAC south or other large projects until you have a plan in place for efficient and cost effective construction.

We need better mass transit, especially to outer suburban austin areas.

We need better/more roads!

We're in a transit emergency and the budget should reflect that.

**Health & Housing**

It is a sad state of affairs that we have grouped animal shelter, health and housing with our mental health category. I think this speaks volumes about our outlook on this budgeting matter. We need to change from the source. People and animals are both to be cared for and life respected. However I feel they deserve equal but separate needs and budgets. Mental health services are so very very lacking it's shameful. Creating a market where 3rd partys' prey finically on familys' in need, while they are struggling, trying to help their loved one. And the animal services have improved greatly but mostly in part to private partys stepping in and relieving the strain. Austin should be an absolutely no kill shelter town. The city needs to BAN, STOP, CEISE, all sales public or private of ANY PET IN STORE / PERSONAL BREEDER exotic or otherwise of warm blooded animals. All pets should be adopted and only rescue/adoption pets allowed to be "re-homed" IN PET STORES. When it comes to breeders, they need to be serious/registered, limited number breeding annual breeding. With enforcement on individuals who mate and sell animals without a license to do so or exceed number, with random inspections of breeders and stores.

The nation outlook on animal abuse is sad, and ironically it is often tied to mental health. There needs to absolutely be an animal abuse registry, and punishments need to be sever with these offenders. Standards need to be set & maintained. When it comes to cold blooded and birds, exotics should not be sold in Texas. They are not native, create invasive specie issues when released, and it supports the animal trafficking industry/black market.

Stop hospitals from treating people that can't afford it.

The city should not be active in these areas, leave it to the nonprofits. We need lower taxes.

**Clean Community & Austin Resource Recovery**

Create mandatory minimum for recycling containers and pick up equal to that of single family homes.

It's starting to look a little more like Houston everyday. The corner recycling options in downtown are GREAT!!! Now I'd like to see a growth with management of trash in waterways, such as parks and waller creek.

Possibly a

Need simpler tax code if you are spending that much money giving code licencing and registrations.

We need lower taxes and these are areas that can be cut.

We need to enforce the codes we have for building

Cut the recycling program unless it can pay for itself. We need lower taxes.

Does recycling save any money? If not it should be cut.

Doing a GREAT JOB! The Reasorces recovery team is getting better everyday, now it's time for curbside, streamline composting. OTHER CITYS DO IT, we can too!!

The amount of food thrown away downtown by hotels is horrific!!! The JW Mariott is appalling, the amount of waste, Bly due to 'health code'. This food needs to be monitored and composed for the good of outer collective resourcesvas a city & people. From the person who was paid to drive it here, the wear& tear the truck puts on our infrastructure, the people and services used for disimination and recovery, it's all energy, time and money. Letting any food product go into a landfill and not compost/pig food is a loss for our city and population. It's squandering our Reasorces!

Get rid of recycling

More people and higher density should keep this cheaper right?

Recycling ability is a joke at my apartment Se previous comment.


**Austin Energy**

"Impact" is unnecessary. Please turn that largely unused paper into voter information on the candidates and initiatives before each election.

Expand to the Brattonwood neighborhood in 78728 please. Everywhere else around us gets Austin Energy, except us.

If energy efficiency programs make sense for a person let them do it. If not, dont make me pay for their improvements.

More energy rebates would help our overall carbon footprint.

Stop the transfer from the utility to the city and then adjust everyone's rates down. The utility needs to be under an independent BOD.
We need clean fuel, solar, and tankless water heaters are a great step in the right direction!! Roof top gardens & city cooling projects to disperse city's radiant heat, thus lowering energy costs.
<b>Austin Water</b>
Can't wash our cars even though the levels are all the way full???
Please do not add fluoride to water, it is a drug and should be prescribed in doses according to body type and age.
Please stop using chloramine in the water. It is not safe for people to drink.
Stop the transfer [payments and implement an independent BOD to run the utility.
Water is going to be an increasingly more valuable resource - putting drought plans in place now should help mitigate the worst of future supply concerns.
Water IS LIFE. The springs and aquifers in this town need to be properly identified and preserved. There are so many areas where development restricts natural water flows and springs creating watershed ms gent nightmares. Property that is at risk for developing needs to be inspected.
Example:: the homes off Lamar and 9th below/on castle hill. These dilapidated homes will soon be sold/demolished and the springs shooting out of this hill will be compromised in the process. CORRECT SOLUTION:: city buys property and identifies it as park land/green space and builds a retention pond for water to allow re-adsorption to aquifer. Proper identification and conservation is a huge issue.
We need to focus on more infiltration of water as part of conservation and treatment policy.
<b>Final Comments</b>
A budget can be maintained.
As an employee of a nonprofit aiming to assist people experiencing homelessness gain sustainable housing, this city is in a gigantic housing crisis. It will soon be impossible for anyone working minimum wage to access safe and adequate housing in the city of Austin. We desperately need to increase funding for housing programs. The goal should never be to hide our homeless people by pushing them out of the view of tourists downtown but to eradicate the issue of poverty and homelessness in this city through efficient financial planning. All humans have an inalienable right to adequate shelter.
blues on the green 
City Council members spend too much money on pet projects and not enough on infrastructure. Also, stop feeding the council members and staff! Seriously, this is a gross injustice to the residents who have to bring or pay for their own lunch when they are working. Also, the public outreach department is overpaid and too many staff for the inadequate work they provide. Public meetings in neighborhoods are changed at the last minute, no advance outreach for any and all meetings. Why pay staff to do nothing?
Consider exempting the aged and disabled from increasing cost. Social security does not go up but Austin continues to gouge financially strapped retirees. Many employees of the city are over paid. Freeze wages. Excessive employees on the payroll. Freeze hiring. Get cost under control. You're killing the aged and disabled.
Cut funding for the Neighborhood Assistance Center. It's a tool for racial and economic segregation and we should not be paying for a pro-NIMBY political organization within the City of Austin.
Do food assistance programs more often.
Fixing the roads does not mean adding toll roads. It only shows how little of an issue this is to the council. More needs to be done to take care of the Austin culture in reference to the Art and Music scene. Stop prioritizing getting California businesses here and fix what is already here first.

Gee, if I cut everything, my taxes still increase? Let's increase our tax base and stop trying to squeeze more income out of the residents. Austin is becoming too unaffordable.
Gentrification is changing the demographic of Austin while raising property taxes. Generational neighborhoods have become prime targets for development which further raises property taxes through value. We want homes to leave our children, not large home equity.
How much did these iPads cost? How many were purchased? What portion of the budget did the money come from?
I feel that the city of Austin is adequately funded, but a lot of the money is wasted and spent on unnecessary "frill". Better management could increase services at a lower cost.
I think if the budget for the new library is 90 million dollars, they should stick to that budget as close as they can. The extra cost is outrageous and doesn't demonstrate good management of taxpayers hard earned money.
I was hoping the 10 member district would change the way things are done at city hall, however we still have the old town liberals in control. City Council should be working for the people not their own self interest. The proposition 1 election was a farce and a waste of many thousands taxpayer dollars. It like we have a bunch of children down there that do not know how to work with each other with a "my way or the highway attitudes including the mayor. Council persons Zimmerman and Troxclair appear to be the only ones questioning things with somewhat common sense attitudes.
I wish this was publicized more so that more people could provide input. An email to all City of Austin residents would be great.
I would also love to talk to someone about the abysmal parking that is being passed for the disabled in south Austin. I recently encounter one that was behind the building by the dumpsters and the only ramp was in the front center of the building. I got lots of promises during the campaign and have seen nothing. So instead of investing in bike lanes. Fix the side walks or put them in for people with disabilities. I am on the verge of contacting the Governor about this. 512-736-5953
If it helps make rich people richer, maybe give it some pause. Yet if it most directly helps underprivileged get their needs met, do it. Rich folk in Austin are rich enough, but it seems that only makes other people poorer, and it doesn't have to be that way.
I'm offended by the "What is your gender" question...You only give 2 choices...Please fix to include transgenders.
Infrastructure investment, namely in transportation and city planning, is key to developing a rapidly growing city.
It is time to review the city budget and make hard decisions. The constant increase in my property tax bill is intolerable.
It would be interesting to see an aggregate. More granularity would be nice in some areas of the survey. I believe the property crime statistic is inaccurate, it says 40% of 1000. Should probably be 40 of 1000.
It's a great start!
Less cops, and disarm the police. No guns for police.
Mobility Talks Public Meeting
Most of the employees of the City of Austin can be replaced with technology, thus reducing the current budget and future underfunded pensions.
Not enough info here to make good decisions.
parks make Austin the place to live - more money is needed to maintain them and provide programs for our youth, teens and seniors
PLEASE fix Austin transportation! It is by far the worst part of living in Austin. It needs to be a priority that is met with practical resolutions.
Please stop wasting my money
Put a bond proposal out for an aggressive push for a viable public transportation network that includes dedicated right of way for the busiest routes. I don't care if it includes rail at first as long as the buses can get their own lane & stoplight control.
Reduce city spending in most areas by at least 10%; and overall, by 10%.

Survey done in person at Blues on the Green

Thank you.

The City of Austin wastes money, to put it very mildly. One good example in my neighborhood alone is the stupid curb islands that were put in on Shoal Creek some years ago and then taken out. There are too many freebies and not enough expectation of people being responsible for themselves as good citizens. What about some tax relief for those of us who don't qualify for the freebies and don't want them as a matter of pride. And I am so sick of all the concessions for bicycle riders. What about doing something about their breaking the traffic laws. I am amazed when I see one stop for a stop sign! It's usually an older one. And all these bike lanes! So now they ride side by side and force vehicle traffic into the oncoming lane to avoid them.

There were a lot of options, and many of those areas I don't have a strong enough opinion on. I appreciate the level of detail, and it was interesting to see where the tax dollars will go, but it'd be very time consuming to do enough research to give an informed opinion on every option.

This Council preaches everyday about helping affordability, yet every single decision they make causes cost of living to increase. Quit creating and enabling obstructions to more housing inventory. The Homestead exemption is literally the first thing I've heard of this Council doing that would actually help. Yet they are pitching it at the same time they are pitching a \$700+ million dollar bond package that will eat up and quadruple the savings of the Homestead exemption. Quit trying to force rail. Quit pandering hundreds of millions of dollars to the bicycle minority.

This is a bad tool. Some departments have areas in which I would want funding increases, or decreases. Does the city really care what citizens think? If so, give us a better budget simulator. Don't rely on what city staff recommends. They are not elected and do not speak for all of us. Or, really, many of us at all.

Very interesting exercise and interface. Made me recognize the maintenance parts of city operation that I know very little about. APD's budget is \$283 million. Reducing the budget for policing and upping the budget for community services could alleviate crimes levels, rise quality of life for lower income communities, and alleviate tension between the police and the community (especially communities of color). We need to rethink policing completely and stress prevention and community care over punitive action.

You should add mixed race as an option in the race question dropdown. I know that Latinos are "technically" an ethnic group and not considered a race. But 1) I'm very tired of identifying myself as Other 2) race categories are arbitrary and flexible I think most Latinos identify with that term as an indication of race 3) mixed race is most accurate for many Latinos and for the many mixed folks in the city of any combo of 'races'. Race is a confusing and complicated issue that too many folks make the mistake of thinking is straightforward and common sense. Professors Michael Omi and Howard Winant do a good job of interpreting lived experiences and historical moment into an understanding of what race is and what race does.

Thanks!

Y'all really []ed up uber and lyft. I was a stupid millennial and didn't vote- but I won't forget to vote to replace you next time.☺. Seriously! Something comes along and works flawlessly, and y'all [] it all up... Amazing. Then y'all cut regulations for the cabs the next day...

# Appendix C: Additional Stakeholder Communication



**ASIAN AMERICAN QUALITY OF LIFE ADVISORY COMMISSION  
RECOMMENDATION 20160517-005b**

Date: May 17, 2016

Subject: FY2017 Budget Request Proposal

Motioned By: Commissioner Nu Chanpheng      Seconded By: Commissioner Shubhada Saxena

**Recommendation**

*Recommendation to approve Asian American Quality of Life Advisory Commission budget proposal delineated in a detailed budget request document with amendments for submission to the City Manager.*

**Description of Recommendation to Council**

The Commission recommends twenty budget requests in support of various departments' programs and services to meet the demands of increased services and cope with the challenges of ensuring access to the fast growing and diverse Asian American and Asian language minority communities.

**Rationale:**

Please see attached document.

**Vote: 12-0-1**

For: Richard Jung, Nu Chanpheng, Janki DePalma, Sonia Kotecha, Charles Lu, Thuy Nguyen, Ann Okamura, Pramod Patil, Shubhada Saxena, Kara Takasaki, Kirk Yoshida, Richard Yuen

Against: None.

Abstain: Vince Cobalis

Absent: Aletta Banks, Rajani Ramachandran

Attest:



# AAQoL Commission – FY 2017 Detailed Budget Request

Item #	Area	Request (TYPE)	Description/Justification	Amount	FTEs
1	AARC	Facilities Rental Program (NEW)	<i>One Full-time Employee (salary &amp; benefits), Public Event Leader:</i> Last year, the AARC hosted 465 meetings/events including private facility rentals, community room reservations, collaborations, event co-sponsorships and City business reservations. Currently, we have one full-time event coordinator and on average 3-4 part time/temporary event or front desk staff, which is inadequate to support current demand and an increasing need for facility use.	\$58,000	1.0
2	AARC	Marketing & Outreach Support (NEW)	<i>Translation &amp; Interpretation Services:</i> Mandarin Chinese, Vietnamese, Korean, Burmese, and Arabic. Currently, the AARC relies on Google, various staff, and community members to translate their materials since they do not have a dedicated funding source for this service. It is critical to translate RICE program materials as well as essential youth/adult program service materials in order to provide accurate information, serve as a resource, and increase participation. Funding is also needed to contract with Burmese & Arabic interpreters to better serve Austin’s refugee population, as frequently requested.	\$10,000	-
3	AARC	Marketing & Outreach Support FTE (NEW)	<i>One full-time employee (salary &amp; benefits), Marketing Representative:</i> Currently, the AARC has one part-time employee working an average of 20 hours per week. By converting this position into a full-time permanent role, the AARC will be able to double their marketing & outreach efforts targeting underserved communities and provide equitable services.	\$85,000	1.0





Item #	Area	Request (TYPE)	Description/Justification	Amount	FTEs
4	AARC	Master Plan Update (NEW)	<i>Update 2006 AARC Master Plan:</i> The City of Austin would engage an outside consultant to complete a new community needs assessment, develop recommendations and submit new design renderings for Phases 2 and 3. With guidance from the AAQoL Commission, the development of the new plan will take into account traffic flow and pedestrian safety, environmental factors, nearby development along Cameron Rd. and an increasing Asian American population. The 2006 Master Plan cost \$100,000 and was funded by the Economic Development Administration through a grant to the Network of Asian American Organizations.	\$200,000	-
5	AARC	Park Improvements (NEW)	<i>Purchase &amp; installation of children's playscape, outdoor workout equipment, and family seating area in the Great Lawn:</i> These park improvements support the Imagine Austin Comprehensive Plan to invest in and create a Healthy Austin Program. Cost estimate is based upon the Gus Garcia Recreation Center's 2013 park improvements.	\$300,000	-
6	AARC	Parking & Pedestrian Bridge (NEW)	<i>Build an ADA accessible pedestrian bridge between the AARC and the City of Austin Rutherford Lane Campus parking lots:</i> The additional lighting and new construction would provide a safe alternative route for the public to access the facility. Currently, there are only 93 parking spaces available on-site and we no longer have parking available most weeknights and weekends. Visitors will park illegally and risk walking across Cameron Road, which is a very dangerous street. Cost estimate is based upon Parks & Recreation Department's 2014 project proposal for the Network of Asian American Organizations.	\$130,000	-



Item #	Area	Request (TYPE)	Description/Justification	Amount	FTEs
7	AARC	Senior Transportation Services (NEW)	<i>Driver &amp; Van:</i> Expand the RICE program to over 190 days per year. Currently, the AARC driver is a part-time/temporary employee, who only works Tuesday, Wednesday, and Thursday. By adding Monday, the AARC will be able to transport more seniors located in different areas of Austin, thereby reducing isolation and providing a hot meal & social wellness activities. This request also includes the purchase of a Transport 250 15-passenger van through City of Austin Fleet Services. Currently, AARC rents a van from Fleet Services for approximately \$15,000 per year. This one-time purchase will save money over the long-run and allow the AARC to provide permanent transportation services for seniors. In addition, the new vans provide individual seats with secure belts and a wider aisle allowing for easier access and more safety.	\$82,558	0.75
8	Economic Development	Asian Chamber of Commerce (ENHANCED FUNDING)	<i>Asian Chamber of Commerce Consulting Agreement Increase:</i> Growth of Asian American businesses is increasing at a rate of more than 7% annually. In addition, the Asian American community is comprised of many fragmented communities with specific cultural & linguistic needs. An increase in the consulting agreement would allow the Asian Chamber to provide additional outreach services and continue needed programs, such as the minority business initiative (Connect Forum). The Asian Chamber is also required to support the city's relationships with Asia, a big area with many delegations.	\$60,000	-



Item #	Area	Request (TYPE)	Description/Justification	Amount	FTEs
9	Engagement/ Outreach - CPIO	Community Engagement Consultant (NEW)	<i>One Full-time Community Engagement Consultant (salary + benefits):</i> Include an additional Community Engagement Consultant in the Central Public Information Office (CPIO). There are increasing demands to engage different communities to gather information, particularly in support of minority Quality of Life Commissions. There are many issues that involve multiple departments and these issues are more effectively addressed through CPIO. The City must expand on efforts to include minority communities in the decision-making process and a single Community Engagement Specialist is insufficient to meet these growing needs.	\$100,000	1.0
10	Engagement/ Outreach - CPIO	Multi-language COA website (NEW)	<i>Create a multi-language City of Austin website:</i> Austin has a growing non-English speaking population and there is an increasing need to communicate City information and services in languages other than English. This proposal is to have the City website available in Spanish, Vietnamese, Korean and Chinese. These are the largest non-English speaking populations. Here's a link to the New York City website which is translated into over 90 languages. <a href="http://www1.nyc.gov/">http://www1.nyc.gov/</a> City staff can research the process used in NYC to determine how to address this issue.	TBD	-
11	Engagement/ Outreach – City Management	Language Interpretation/ Translation (ENHANCED FUNDING) <b>**see note at end of document**</b>	<i>Increase budget for translation and interpretation citywide:</i> Additional funding is needed for all city departments that interact with language minority communities. Inadequate language access presents a health and safety risk for language minority community members.	TBD	-



Item #	Area	Request (TYPE)	Description/Justification	Amount	FTEs
12	Health/ Human Services	AISD Parent Support Specialists	<i>Continue AISD Parent Support Specialists (PSS) Program funding:</i> Funding will allow AISD to continue to provide PSSs at the neediest, Title I campuses. AISD funds 50% of PSS salaries. Continued city financial support for this program is necessary to maintain full-time employment status for these positions, which fill a great need for connecting Asian and immigrant families with social service supports. The unique number of Asian students whose families were served by the PSS program from August 2015 to March 2016 is 209.	\$1,300,000	-
13	Health/ Human Services	AISD Prime Time (ENHANCED FUNDING)	<i>AISD Prime Time after school funding increase:</i> The city currently provides \$520,000/yr to support Prime Time after school programming at campuses that rolled off the 21st Century federal grant a few years ago. An increase of \$430,000 would support an additional 10 AISD schools that will lose funding at the end of this fiscal year. The number of Asian students currently served by AISD prime time is 95, a 64% increase over the previous year. This program also currently serves 511 African American and 3,430 Hispanic students.	\$430,000	-



Item #	Area	Request (TYPE)	Description/Justification	Amount	FTEs
14	Health/ Human Services	Asian American Community Mental Health Project (NEW)	<i>Stakeholder Study &amp; Mental Health Resource Guide:</i> Preliminary results from the AAQoL study showed high levels of mental health problems in the Asian American Community with stigma, misconceptions, and language barriers as possible contributors to low rates of mental health services use. A stakeholder study with community/religious leaders and healthcare providers, and subsequent development of a Mental Health Resource Guide is needed to improve the Asian American community’s knowledge regarding depression and treatment. Funding would cover costs of the survey, data analysis, and development and dissemination of the resource guide (including translations).	\$99,377	-
15	Health/ Human Services	Community Health Navigator (NEW)	<i>Establish Pilot Community Health Navigator program:</i> Studies have shown that outreach to Asian subpopulations are more effective when guidance is provided to individuals through a Health Navigator who understands the language and culture of the community. Half of the Vietnamese and Korean communities in Travis County speak English “less than very well” which makes it difficult to understand how to avoid health problems and how to interact with health providers. This two-year pilot program would fund a community organization to establish “Health Navigators” in the Vietnamese and Korean communities. If successful, it can be expanded to other at risk populations who have difficulty accessing the healthcare system.	\$200,000/yr	-
16	Health/ Human Services	Flu Vaccinations (NEW)	<i>Flu vaccines for low-income and limited English Speaking communities:</i> Set aside flu vaccines for distribution at Health Fairs and Clinics serving low-income minority communities with limited access to existing flu vaccines due to language barriers.	\$10,000	-



Item #	Area	Request (TYPE)	Description/Justification	Amount	FTEs
17	Health/ Human Services	Health Equity (ENHANCED)	<i>Increase Health Equity Contract funding:</i> Provide culturally appropriate mental health and referral services to Asian Immigrants, including survivors of domestic and sexual violence. The Asian community needs a holistic and culturally grounded approach to services which involves advocating for clients within their many social and community systems, addressing immediate safety needs, modeling empowering behaviors by supporting clients in accessing other Austin community services, and encouraging clients to become advocates for themselves within their communities.	\$150,000	-
18	Health/ Human Services	HHSD Outreach Team (ENHANCED FUNDING)	<i>Additional funding for outreach team within the HHSD Health Equity Unit:</i> The African American Quality of Life Unit at HHSD has been expanded to include outreach to the Hispanic and Asian communities. In order to serve the Asian American subpopulations, staff must be focused on culturally and linguistically appropriate health education, screening and prevention services to the Asian American community. This team should be very close to the community and understand the community. That approach made the African American outreach so effective.	\$300,000	-



Item #	Area	Request (TYPE)	Description/Justification	Amount	FTEs
19	Human Resources	Expand Workforce Diversity & Equity Recruiting FTEs (NEW)	<i>Three full-time employees (salary + benefits):</i> This request would fund three positions in the Human Resources Department (HRD) to support expanding the diversity of the city's workforce. The three positions consist of (1) an Employment Services Specialist to be responsible for defining tools and resources that best align with how information is received among underserved populations, (2) a Human Resources Coordinator to focus on entry-level and hard-to-fill positions, and (3) a Volunteer Services Coordinator to work in the Youth Services Office and oversee the city's 19 Volunteers to Service In America (VISTAs). Adding these positions will support the FY 2017 Horizon issue related to workforce issues to ensure the demographics of the city's workforce reflect the diversity of the community.	\$284,049	3.0
20	Human Resources	Expand Workforce Diversity & Equity Recruiting (NEW)	<i>Programming support:</i> Related to the three-additional HRD employees, funding is requested for recruiting, travel, programming, and outreach activities. Providing programming dollars will support the FY 2017 Horizon issue related to workforce issues to ensure the demographics of the city's workforce reflect the diversity of the community.	\$76,000	-

**\*\*Note:** Related to request #11 above for an increased budget for translation and interpretation citywide, the AAQoL Commission requests that the city establish a citywide contract to translate written documents into Vietnamese, Korean, and Chinese. Such a contract already exists for Spanish translation. In order to verify that the translations are accurate and applicable for these communities in Austin, the contract should build in a review by members of those respective communities in Austin.



# Austin Independent School District

Office of Superintendent

## Memo

DATE: June 9, 2016  
TO: Marc Ott, Austin City Manager  
FROM: Paul Cruz, Ph.D., Superintendent *PCJ*  
SUBJECT: Request for Continued City Funding

We appreciate the support that the City of Austin has provided our students and families, not only through your financial support for social programs, but also through the hundreds of city employees who serve our students as mentors and tutors. We look forward to our continued collaboration with the City.

Austin Independent School District (AISD) respectfully requests that you include funding for the following programs in the City's budget for 2016-17.

Parent Support Specialists (PSS)	\$1,282,485 (1/2 the cost of 60 PSSs from July 1, 2016 to June 30, 2017)
Prime Time afterschool programing	\$950,000

---

TOTAL	\$2,232,485
-------	-------------

The first matter involves the continuation of city funding to support Parent Support Specialists (PSSs) on district campuses. In its current budget, the City of Austin provides half the cost to employ the PSSs, while AISD provides the other half. Parent Support Specialists are assigned to those campuses with over 70% of student populations coming from low-income households. Of the 60 city-funded PSSs for 2015-16, 49 are in schools with low-income populations of 80% or more; of those, 40 serve in schools with 90% or more. PSSs are critical to the success of these campuses and highly-valued for their efforts to assist low-income families with access to social services.

In the spring of 2015, the city-supported PSSs conducted 14,683 referrals, meetings, workshops, and one-on-one conferences to support families. These included educating Austinites about appropriate and available city services, crisis intervention, and health and wellness.



We seek your support to ensure that this funding continues in the 2017 city budget and beyond. Without this support, the future of these positions and the critical services they provide to families will either end or seriously suffer.

The second budget request involves Prime Time after school programming at 10 schools for which the city provided the funding to ensure the continuation of services. We request the Council to continue to fund these 10 schools. In addition we request funding for an additional 10 schools whose 21 First Century funding will end, for a total request of \$950,000 for continuation of Prime Time after school programming in 2016-17.

These after-school programs enrich the lives of students in the areas of science, technology, the arts, career exploration and more and do wonders to keep kids actively engaged and out of harm's way. The After School Alliance says it well. "Afterschool ...programs are filling the invaluable role of providing essential services—such as a safe and supervised environment, academically enriching activities, healthy snacks and meals, and caring and supportive mentors—to children and families most in need of support. The need for these afterschool and summer learning programs is especially vital in African-American and Latino communities, communities that are experiencing higher levels of poverty, homelessness and food insecurity, and are facing disparities in education and access to extracurricular activities." – [afterschoolalliance.org](http://afterschoolalliance.org).

CITY OF AUSTIN, TEXAS  
BUDGET OFFICE | FY 2016-17

