

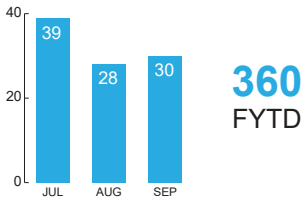
# Key Success Metrics

July - September 2020

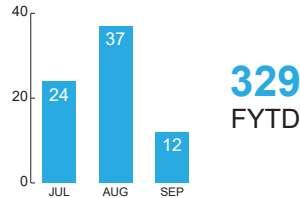


## Service Extension Request

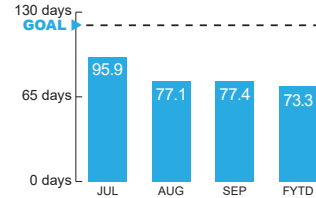
Total SER Applications Received



Total SERs Approved

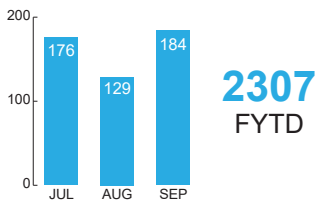


Cycle Time

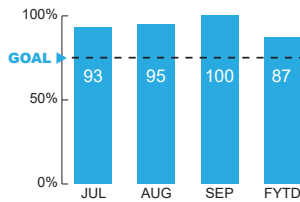


## Utility Coordination Review

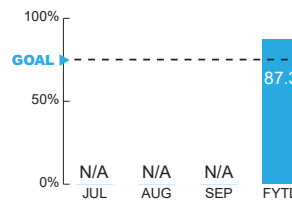
Total Number of Reviews



On Time Reviews

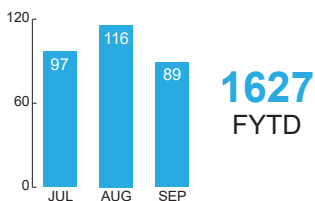


Reviews with 3 or less updates

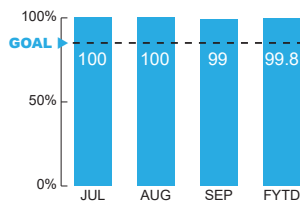


## Tap Plan Review

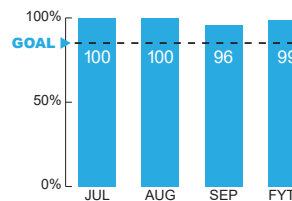
Total Number of Reviews



On Time Reviews

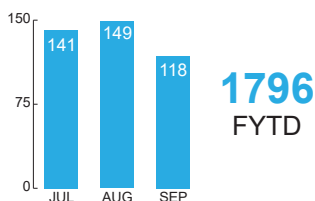


Reviews with 3 or less updates

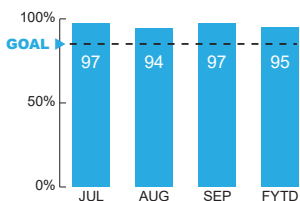


## Site & Subdivision Plan Review

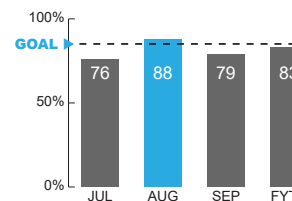
Total Number of Reviews



On Time Reviews



Reviews with 3 or less updates



Color Key:

Met Goal

Did Not Meet Goal

