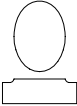
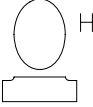






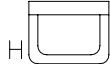
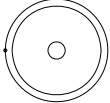
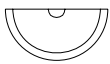







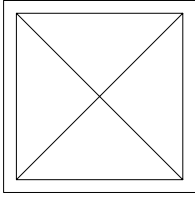
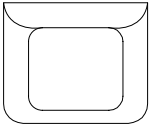
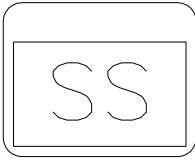
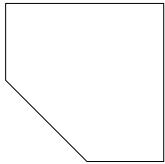

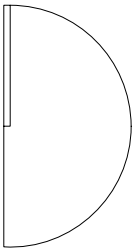


ARCHITECTURAL SYMBOLS

<u>BLOCK</u>	<u>SYMBOL</u>	<u>DESCRIPTION</u>	<u>LAYER</u>
P-WC01		WATER CLOSET, TANK TYPE	A-FLOR-FIXT
P-WC02		WATER CLOSET, TANK TYPE (HANDICAPPED)	A-FLOR-FIXT
P-WC03		WATER CLOSET, INTEGRAL TANK	A-FLOR-FIXT
P-WC04		WATER CLOSET, INTEGRAL TANK (HANDICAPPED)	A-FLOR-FIXT
P-WC05		URINAL, WALL HUNG	A-FLOR-FIXT
P-LV01		LAVATORY, INTEGRAL COUNTERTOP	A-FLOR-FIXT
P-LV02		LAVATORY, INTEGRAL COUNTERTOP (HANDICAPPED)	A-FLOR-FIXT
P-LV03		LAVATORY, WALL HUNG	A-FLOR-FIXT
P-LV04		LAVATORY, WALL HUNG (HANDICAPPED)	A-FLOR-FIXT
P-LV05		SINK, CIRCULAR WASH TYPE	A-FLOR-FIXT
P-LV06		SINK, SEMI-CIRCULAR WASH TYPE	A-FLOR-FIXT
P-SH02		SHOWER, PEDESTAL GANG	A-FLOR-FIXT
P-SH03		SHOWER HEAD	A-FLOR-FIXT
P-DF01		DRINKING FOUNTAIN, PROJECTED TYPE	A-FLOR-FIXT
P-DF02		DRINKING FOUNTAIN, RECESSED TYPE	A-FLOR-FIXT
P-DF03		DRINKING FOUNTAIN, SEMI-RECESSED	A-FLOR-FIXT

NOTE:

ARCHITECTURAL BLOCKS CREATED FOR 1/4" SCALE, BLOCKS CAN BE SCALED OR APPROPRIATE DRAWING SCALE



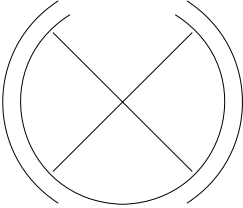
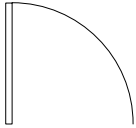
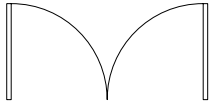
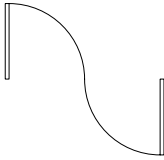
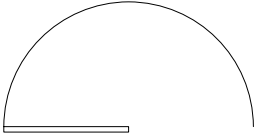

ARCHITECTURAL SYMBOLS

<u>BLOCK</u>	<u>SYMBOL</u>	<u>DESCRIPTION</u>	<u>LAYER</u>
P-SH01		SHOWER STALL	A-FLOR-FIXT
P-SN01		SINK, SERVICE, CAST IRON ENAMELED	A-FLOR-FIXT
P-SN02		SINK, SERVICE METAL	A-FLOR-FIXT
P-SH03		SINK, SERVICE METAL	A-FLOR-FIXT
A-DOR01		DOOR, SLIDING	A-DOOR-FULL
A-DOR02		DOOR, DOUBLE SWING	A-DOOR-FULL
A-DOR03		DOOR, BIFOLDING	A-DOOR-FULL
A-DOR04		DOOR, BIFOLDING, SINGLE	A-DOOR-FULL

NOTE:

ARCHITECTURAL BLOCKS CREATED FOR 1/4" SCALE, BLOCKS CAN BE SCALED OR APPROPRIATE DRAWING SCALE

ARCHITECTURAL SYMBOLS

<u>BLOCK</u>	<u>SYMBOL</u>	<u>DESCRIPTION</u>	<u>LAYER</u>
A-DOR05		DOOR, POCKET	A-DOOR-FULL
A-DOR06		DOOR, ACCORDION	A-DOOR-FULL
A-DOR07		DOOR, REVOLVING	A-DOOR-FULL
A-DOR08		DOOR, SINGLE HINGED OR PIVOT	A-DOOR-FULL
A-DOR10		DOOR, DOUBLE	A-DOOR-FULL
A-DOR11		DOOR, DOUBLE EGRESS	A-DOOR-FULL
A-DOR12		DOOR, SINGLE FULL SWING	A-DOOR-FULL
A-DOR13		DOOR, IDENTIFIER	A-DOOR-FULL

NOTE:

ARCHITECTURAL BLOCKS CREATED FOR 1/4" SCALE, BLOCKS CAN BE SCALED OR APPROPRIATE DRAWING SCALE