







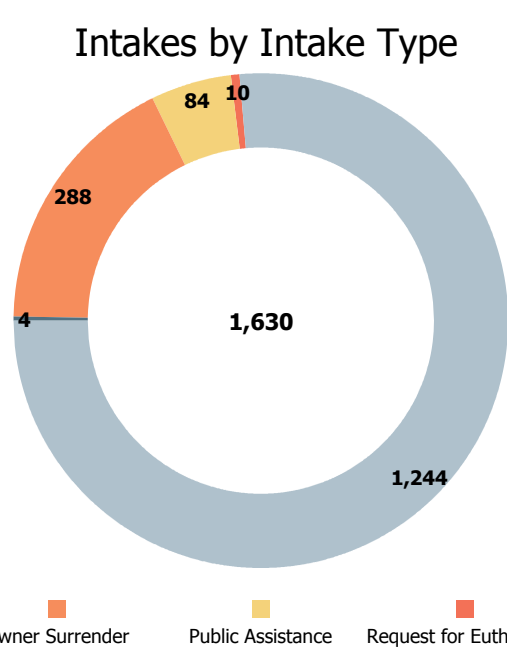
Austin Animal Center Monthly Report August 2015



Fiscal Year 2015

Austin Animal Center August 2015 Intakes

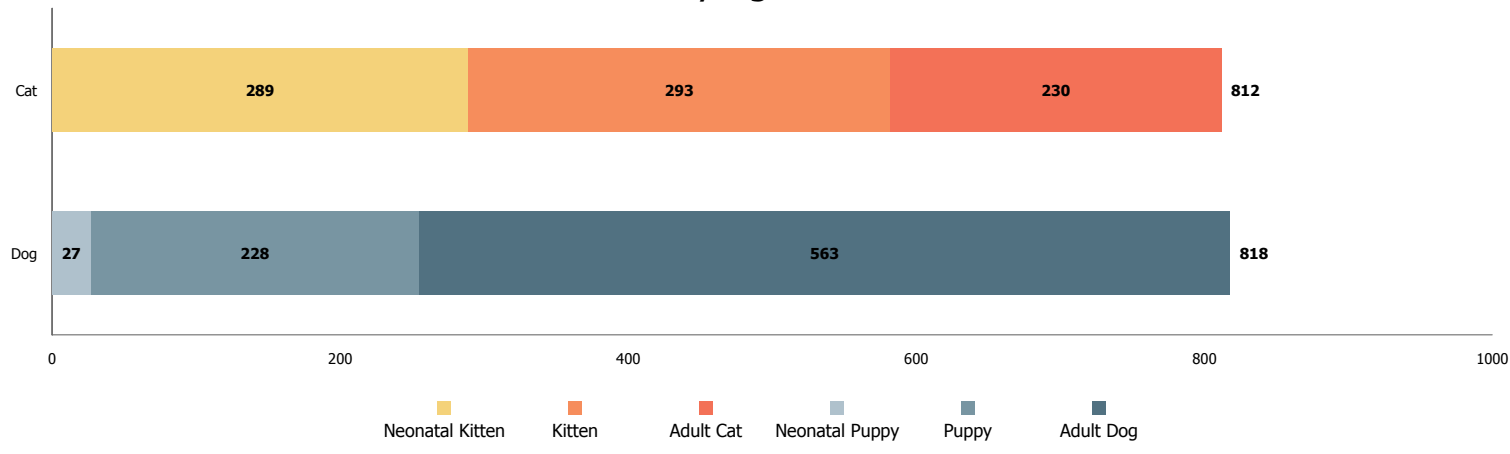
	 Neonatal Kitten	 Kitten	 Adult Cat	 Neonatal Puppy	 Puppy	 Adult Dog	Total
Born in	4	0	0	0	0	0	4
Owner Surrender	6	58	78	0	38	108	288
Public Assistance	0	8	7	0	0	69	84
Request for Euthanasia	0	0	3	0	0	7	10
Stray	279	227	142	27	190	379	1,244
Total	289	293	230	27	228	563	1,630



Age Breakdown

- Neonatal**
  under 6 weeks old
- Kitten/Puppy**
  6 weeks to under 1 year old
- Adult**
  at least 1 year old

Intakes by Age Breakdown

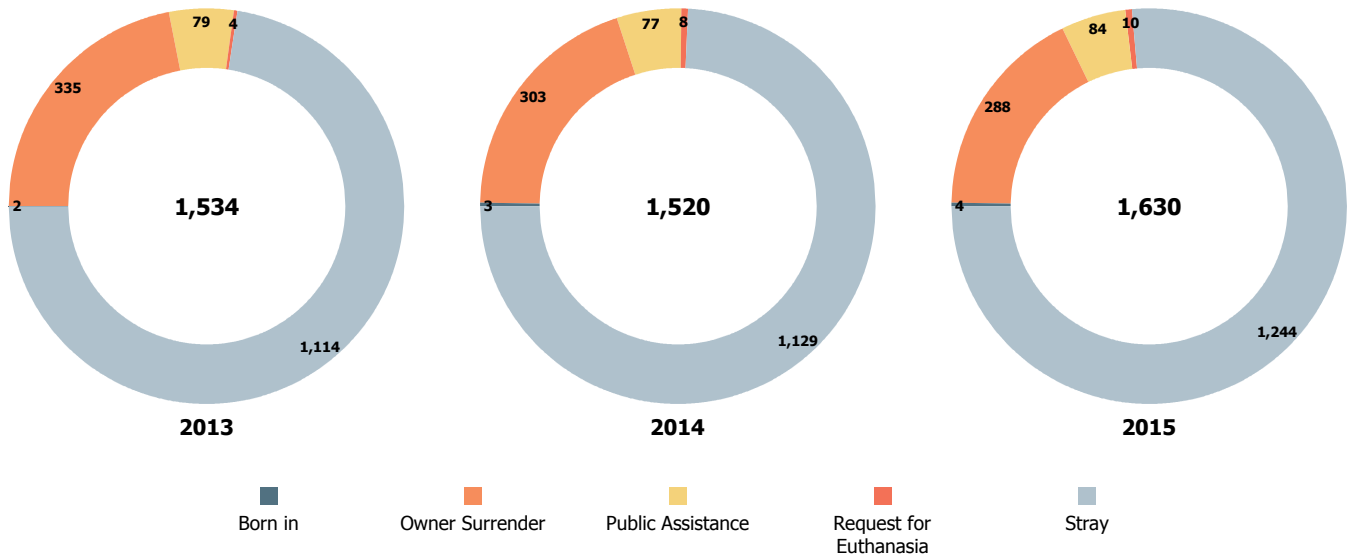


Austin Animal Center August 2013 to 2015 Intakes

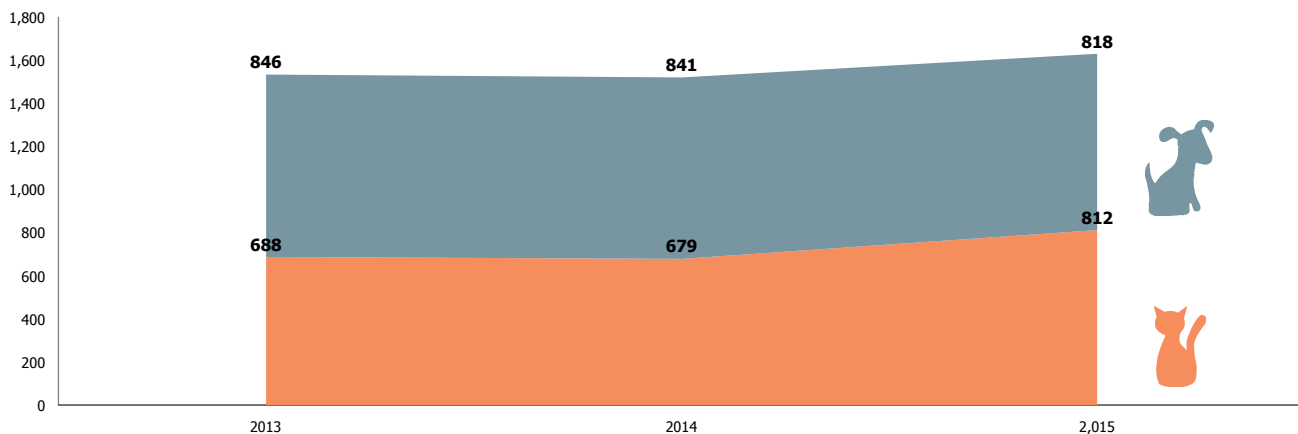


	2013			2014			2015		
	Cat	Dog	Total	Cat	Dog	Total	Cat	Dog	Total
Born in	0	2	2	3	0	3	4	0	4
Owner Surrender	162	173	335	136	167	303	142	146	288
Public Assistance	7	72	79	9	68	77	15	69	84
Request for Euthanasia	2	2	4	1	7	8	3	7	10
Stray	517	597	1,114	530	599	1,129	648	596	1,244
Total	688	846	1,534	679	841	1,520	812	818	1,630

Yearly August Intakes by Intake Type



Yearly August Intakes by Animal Type

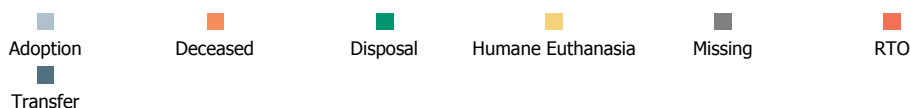
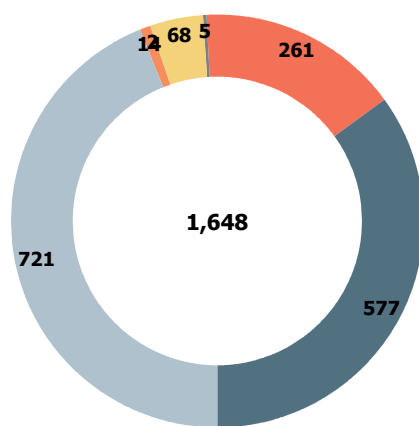


Austin Animal Center August 2015 Outcomes



	Neonatal Kitten	Kitten	Adult Cat	Neonatal Puppy	Puppy	Adult Dog	Total
Adoption	0	257	72	0	158	234	721
Deceased	6	4	0	3	0	1	14
Disposal	0	0	0	0	0	2	2
Humane Euthanasia	8	14	18	0	4	24	68
Missing	0	4	0	0	0	1	5
RTO	0	7	31	0	25	198	261
Transfer	175	126	93	14	64	105	577
Total	189	412	214	17	251	565	1,648

Outcomes by Outcome Type



Age Breakdown

Neonatal

under 6 weeks old

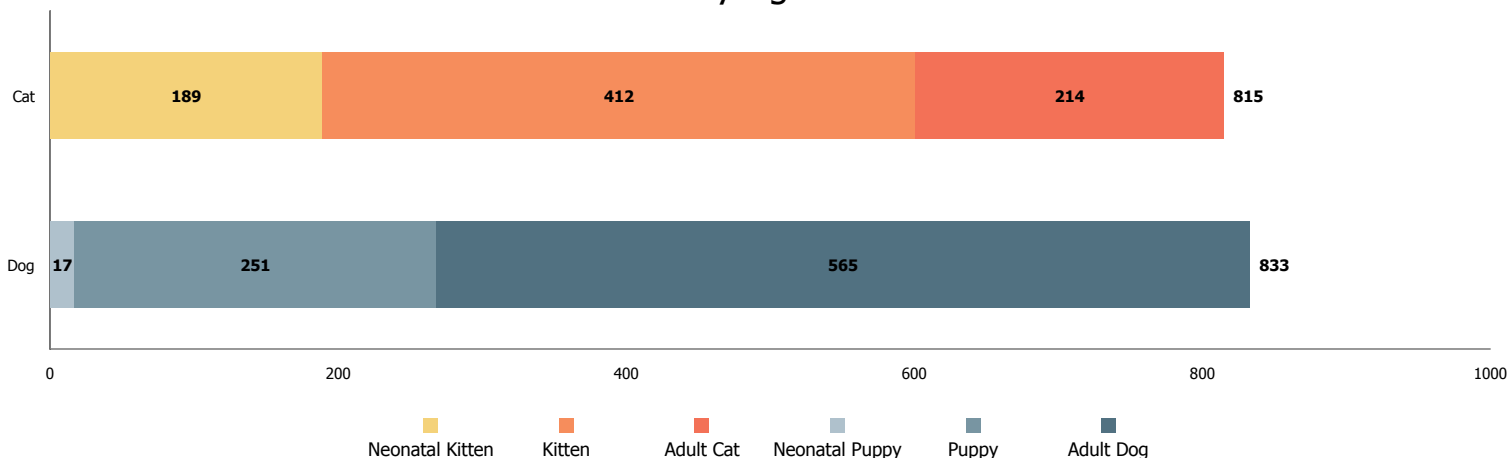
Kitten/Puppy

6 weeks to under 1 year old

Adult

at least 1 year old

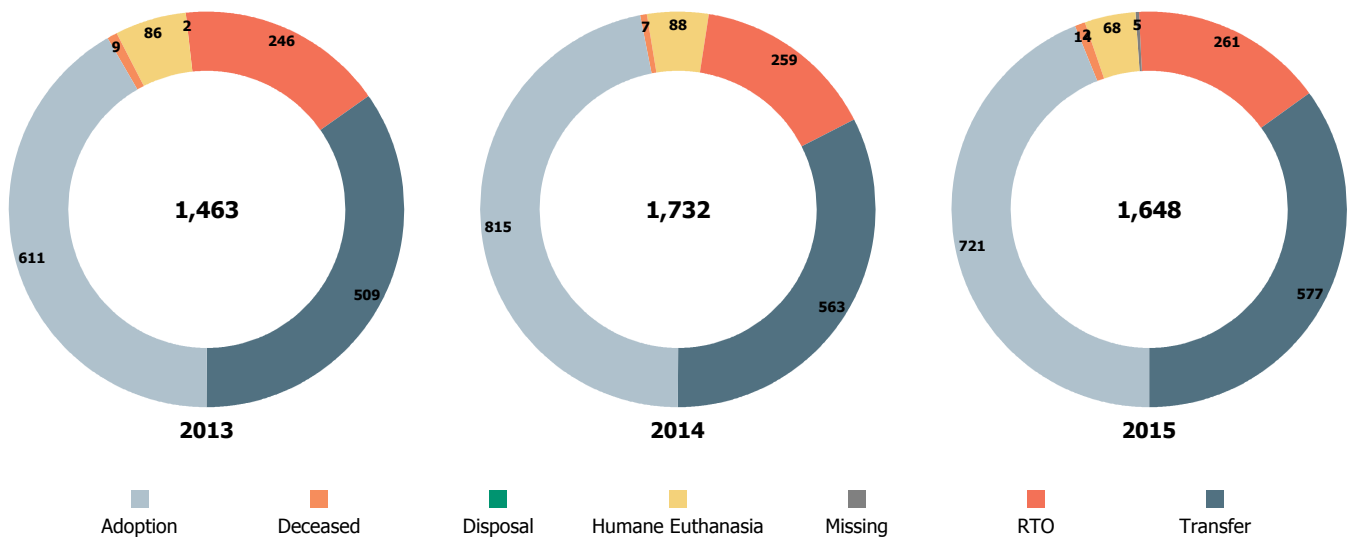
Outcomes by Age Breakdown



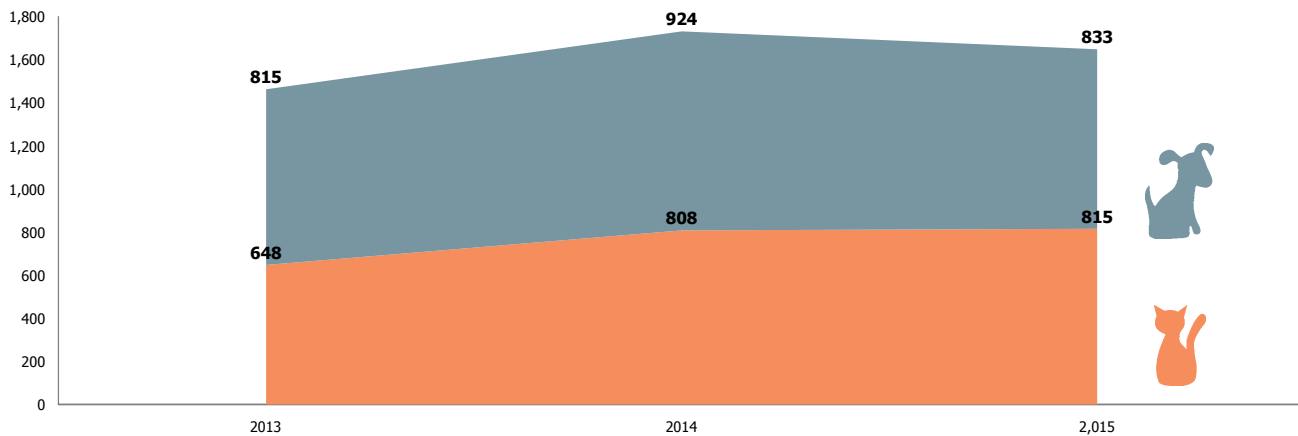
Austin Animal Center August 2013 to 2015 Outcomes

	2013			2014			2015		
	Cat	Dog	Total	Cat	Dog	Total	Cat	Dog	Total
Adoption	255	356	611	329	486	815	329	392	721
Deceased	4	5	9	4	3	7	10	4	14
Disposal	0	0	0	0	0	0	0	2	2
Humane Euthanasia	33	53	86	45	43	88	40	28	68
Missing	0	2	2	0	0	0	4	1	5
RTO	30	216	246	31	228	259	38	223	261
Transfer	326	183	509	399	164	563	394	183	577
Total	648	815	1,463	808	924	1,732	815	833	1,648

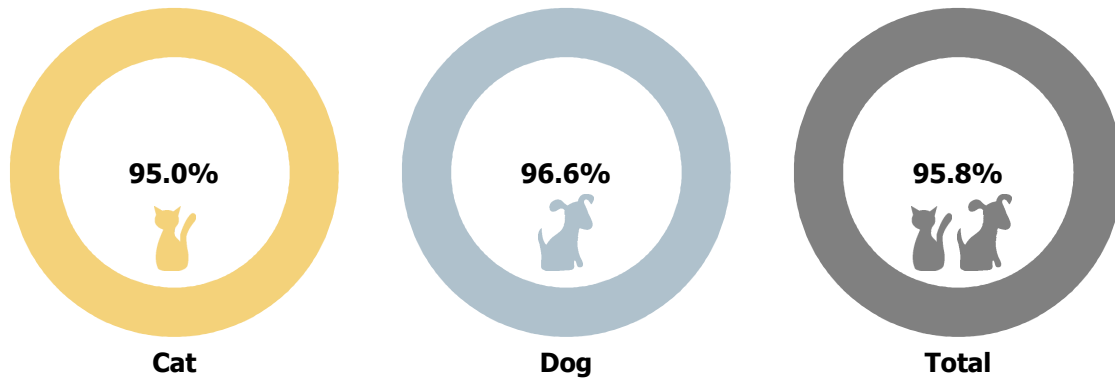
Yearly August Outcomes by Outcome Type



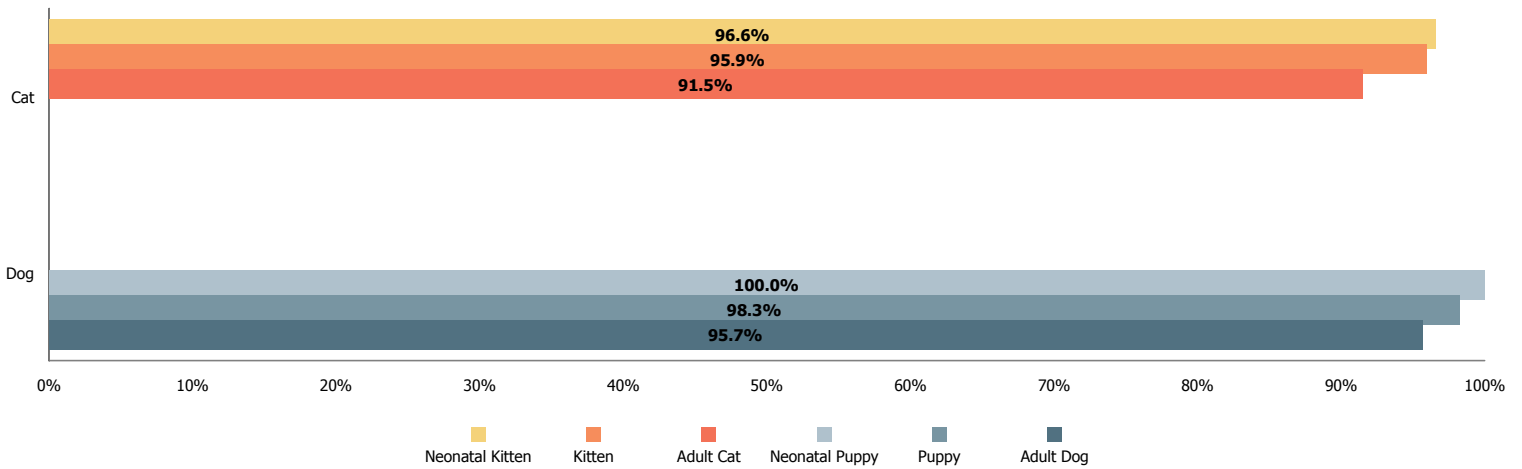
Yearly August Outcomes by Animal Type



Total Live Release Rates



Live Release Rates by Age Breakdown



Yearly August Live Release Rates Compared

