


Austin Animal Center Monthly Report February 2019

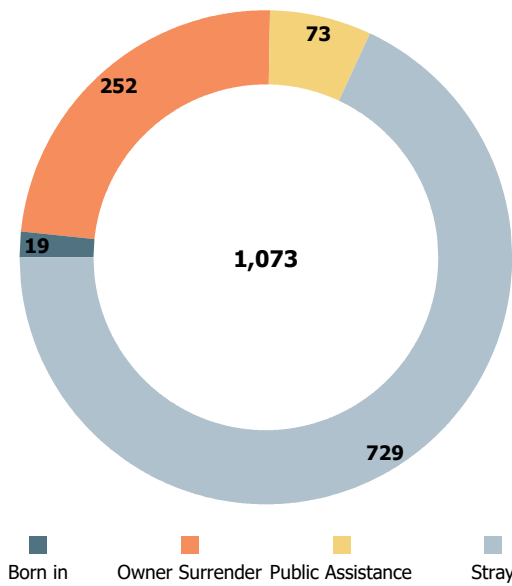


Austin Animal Center February 2019 Intakes



	Neonatal	Kitten	Adult Cat	Neonatal	Puppy	Adult Dog	Total
Born in	5	0	0	14	0	0	19
Owner Surrender	2	17	56	13	32	132	252
Public Assistance	0	2	14	0	9	48	73
Stray	26	63	112	4	145	379	729
Total	33	82	182	31	186	559	1,073

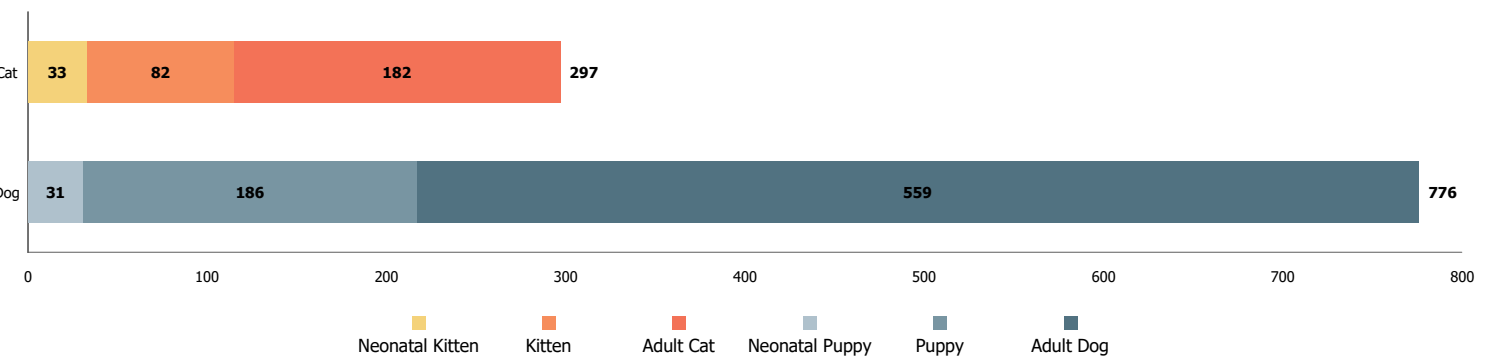
Intakes by Intake Type



Age Breakdown

- Neonatal**
under 6 weeks old
- Kitten/Puppy**
6 weeks to under 1 year old
- Adult**
at least 1 year old

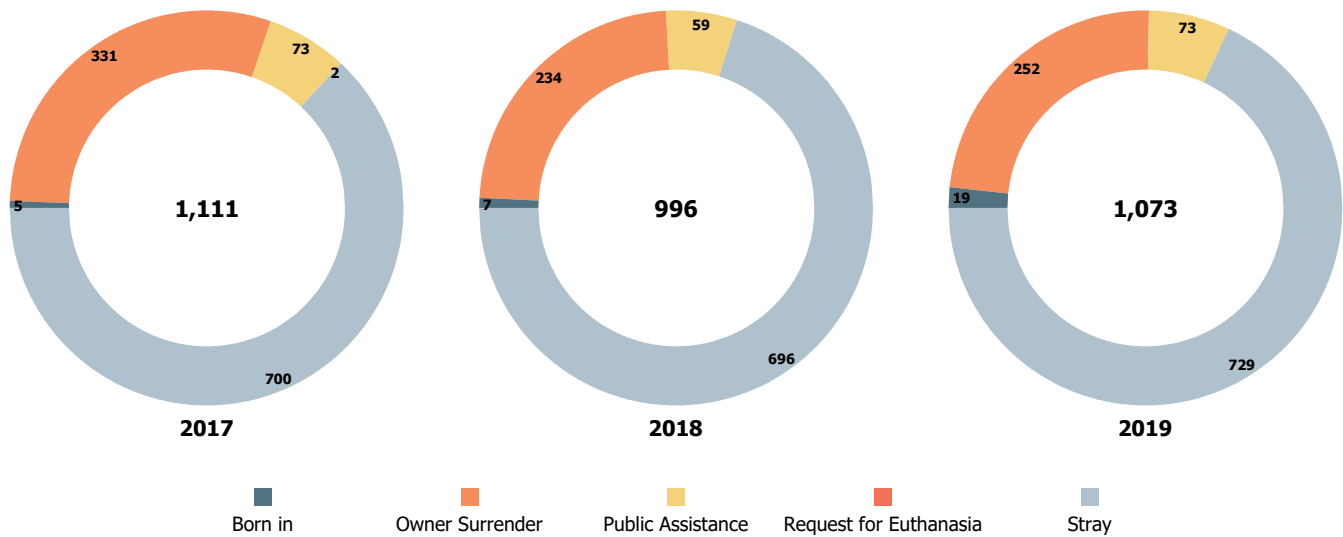
Intakes by Age Breakdown



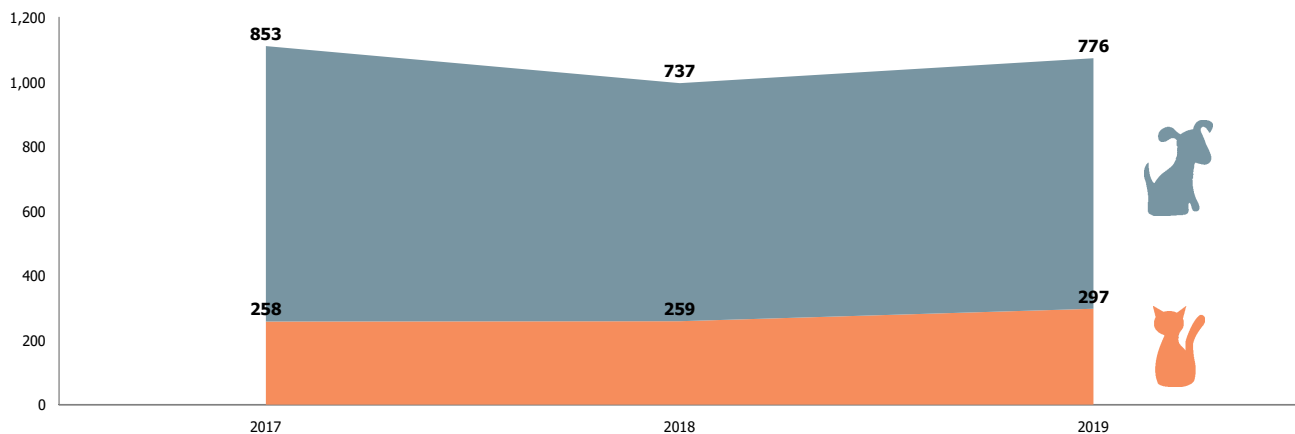


	2017			2018			2019		
	Cat	Dog	Total	Cat	Dog	Total	Cat	Dog	Total
Born in	0	5	5	0	7	7	5	14	19
Owner Surrender	77	254	331	77	157	234	75	177	252
Public Assistance	2	71	73	2	57	59	16	57	73
Request for Euthanasia	0	2	2	0	0	0	0	0	0
Stray	179	521	700	180	516	696	201	528	729
Total	258	853	1,111	259	737	996	297	776	1,073

Yearly February Intakes by Intake Type



Yearly February Intakes by Animal Type


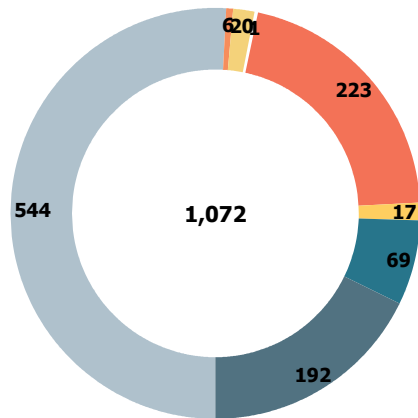


Austin Animal Center February 2019 Outcomes



	Neonatal	Kitten	Adult Cat	Neonatal	Puppy	Adult Dog	Total
Adoption	0	71	61	3	150	259	544
Deceased	0	2	1	2	0	1	6
Humane Euthanasia	0	3	10	1	0	6	20
Missing	0	0	0	0	0	1	1
RTO	0	3	21	0	25	174	223
Rto-Adopt	0	1	1	0	0	15	17
Shelter Neuter Return	0	24	45	0	0	0	69
Transfer	18	9	21	9	24	111	192
Total	18	113	160	15	199	567	1,072

Outcomes by Outcome Type



Age Breakdown

Neonatal

under 6 weeks old

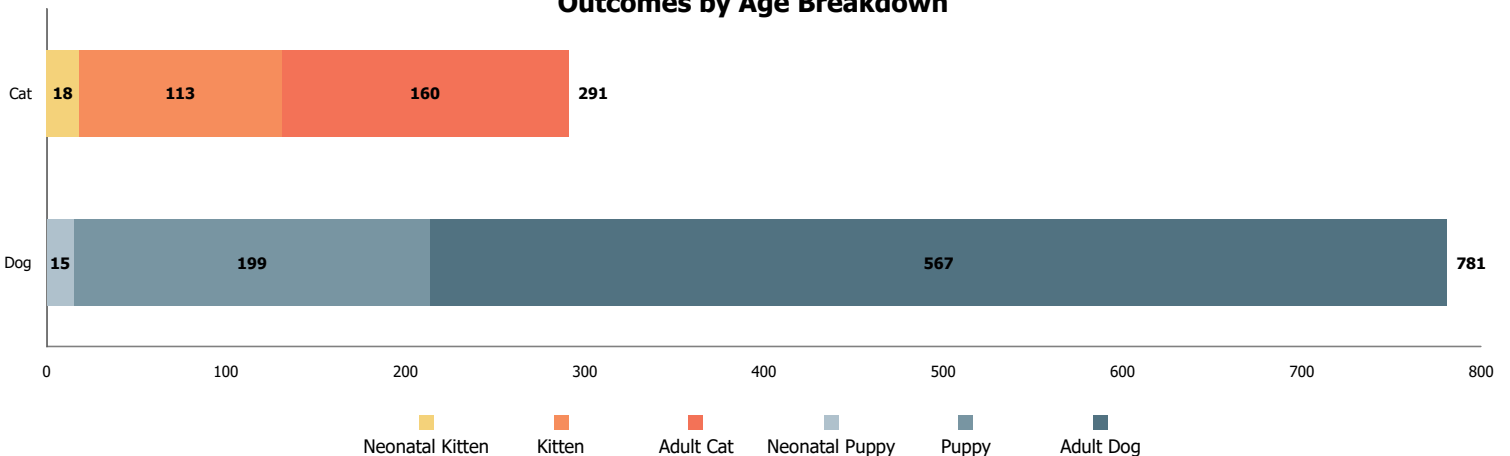
Kitten/Puppy

6 weeks to under 1 year old

Adult

at least 1 year old

Outcomes by Age Breakdown

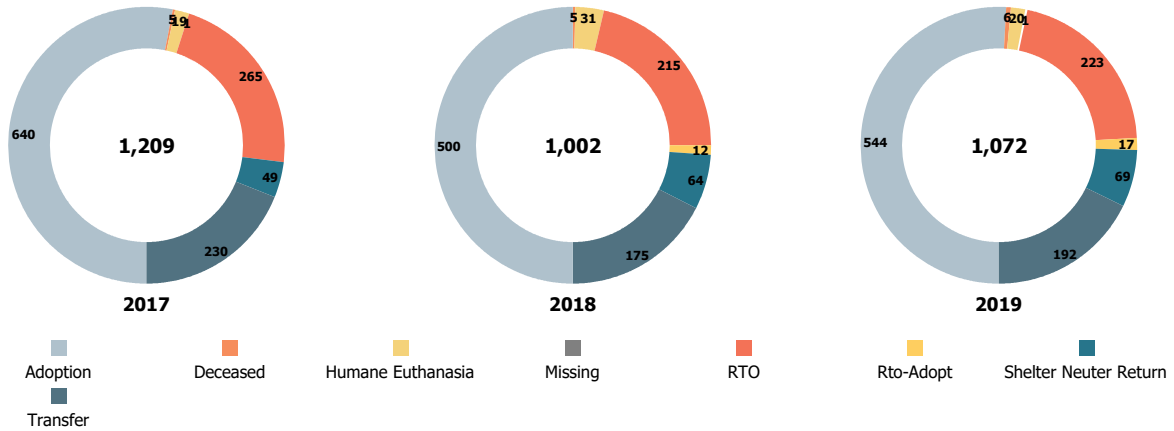


Austin Animal Center February 2017 to 2019 Outcomes

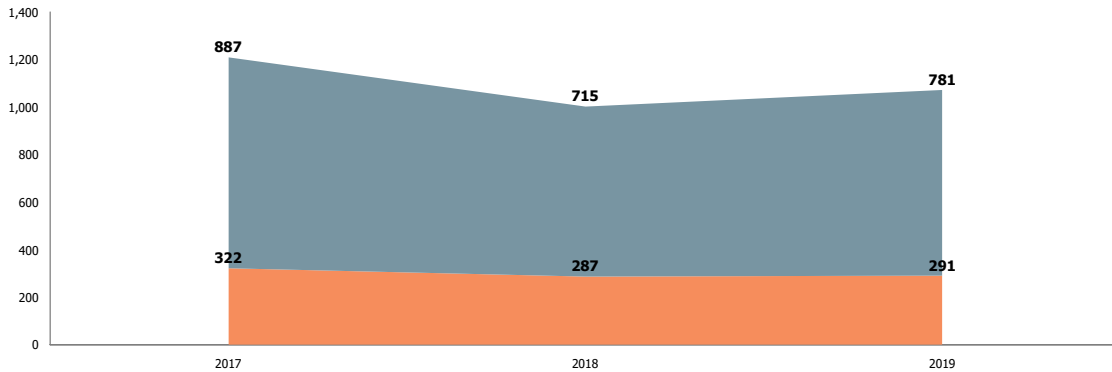


	2017			2018			2019		
	Cat	Dog	Total	Cat	Dog	Total	Cat	Dog	Total
Adoption	177	463	640	149	351	500	132	412	544
Deceased	2	3	5	3	2	5	3	3	6
Humane Euthanasia	11	8	19	16	15	31	13	7	20
Missing	0	1	1	0	0	0	0	1	1
RTO	20	245	265	22	193	215	24	199	223
Rto-Adopt	0	0	0	1	11	12	2	15	17
Shelter Neuter Return	49	0	49	64	0	64	69	0	69
Transfer	63	167	230	32	143	175	48	144	192
Total	322	887	1,209	287	715	1,002	291	781	1,072

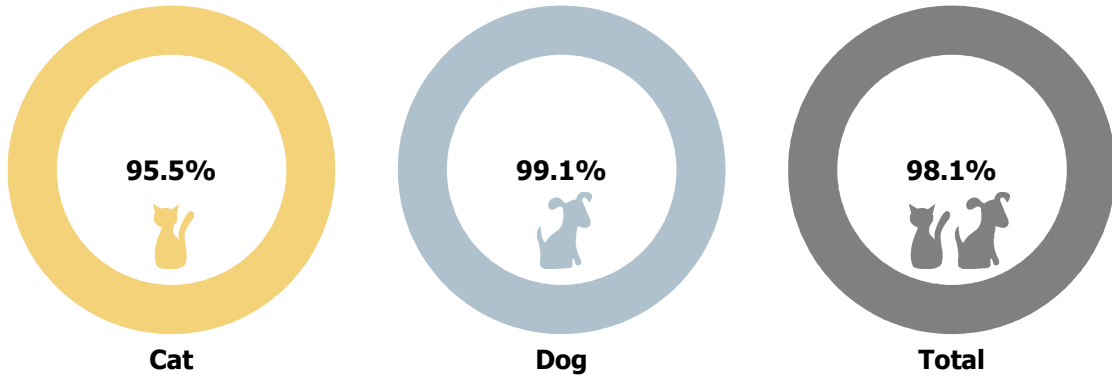
Yearly February Outcomes by Outcome Type



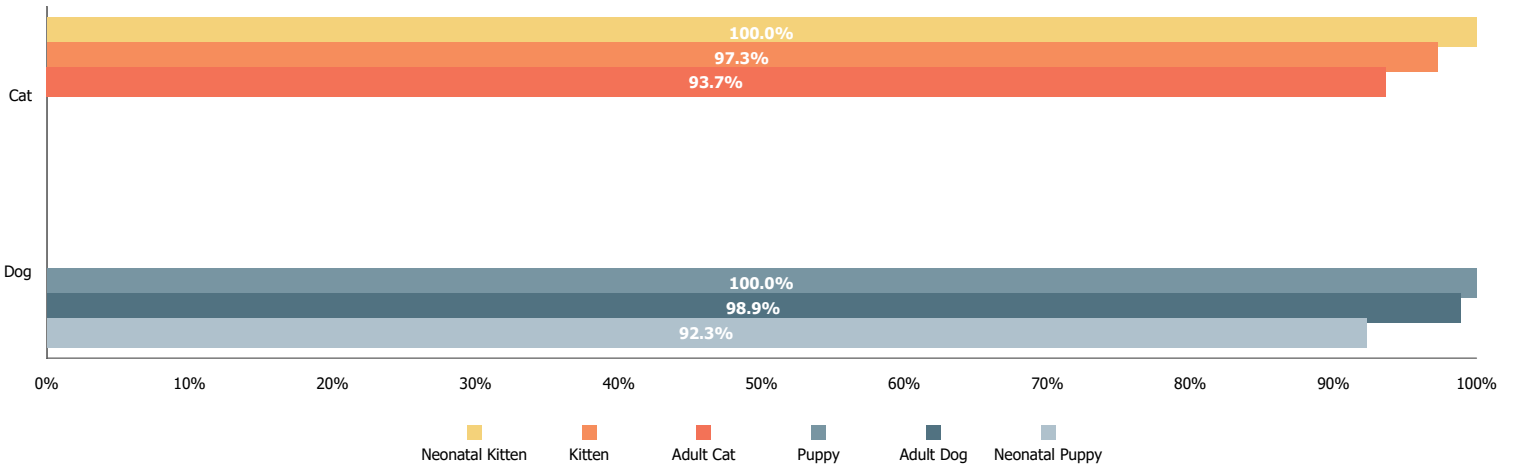
Yearly February Outcomes by Animal Type



Total Live Release Rates



Live Release Rates by Age Breakdown



Yearly February Live Release Rates Compared

