



**To:** Zero Waste Advisory Commission

**From:** Bob Gedert, Director  
Austin Resource Recovery Department

**Date:** May 14, 2014

**Subject:** Director's Report

---

### **ARR EXPANDED HOME COMPOSTING PROGRAM**

AUSTIN, TEXAS – Austin Resource Recovery has expanded its Home Composting Rebate Program by making it available to most City of Austin residents and introducing a new \$75 coupon option, City of Austin officials announced today.

“For the past four years, the City’s Home Composting Rebate Program has been successful in educating and inspiring thousands of people to compost in their own homes,” said Bob Gedert, Austin Resource Recovery Director. “Through this expansion, we aim to make the process easier and give more Austinites than ever a chance to reduce waste and benefit our community through composting.”

The rebate program is now open to Austin residents who pay the Clean Community Fee on their monthly utility bills. This means that people living in apartments and condos, who previously were not eligible, are now able to take advantage of the rebate program. Due to this change, City of Austin curbside customers are no longer required to have a specific trash cart size, so all curbside customers are now eligible for the rebate. Residents can check to see if they pay the Clean Community Fee by looking at their monthly utility bill.

“We’ve heard from some residents that it can be cost prohibitive to purchase a home composting system up front and wait to receive a rebate,” said Gedert. “That’s why we are introducing a new option in which residents can receive a coupon to use at a local retailer.”

The new “Go Local Plan” allow residents to use a \$75 coupon up front when they purchase a home composting system from one of the following approved retail partners:

- Exaco Trading Co., 512-407-8500, 10203 Metropolitan Dr., 78758
- The Great Outdoors, 512-448-2992, 2730 S. Congress Ave., 78704
- Microbial Earth, 512-870-8062, at Farmers’ Markets and Events
- The Natural Gardener, 512-288-6113, 8648 Old Bee Caves Rd., 78735
- TreeHouse, 512-861-0712, 4477 S. Lamar Blvd., 78745
- Zinger Hardware, 512-381-8111, 4001 N. Lamar Blvd, Ste. 300, 78756

Residents who would like to choose a different retailer or shop online still have the opportunity to do so. The “Go Anywhere Plan” allow residents to select their own retailer and receive a \$75 rebate after purchasing a home composting system.

To be eligible for a rebate, residents are required to take a free composting class offered by the City either in the community or online. Then, they must fill out and submit a rebate application form.

Composting is a natural process that breaks down organic materials into a dark, earthy, soil-like material. Putting compost on lawns and gardens adds nutrients to help plants grow and can help reduce the use of chemicals. By composting, residents can help reduce the amount of trash sent to landfills, which reduces greenhouse gases and saves natural resources.

Since Austin Resource Recovery’s Home Composting Rebate Program began in April 2010, the program has educated more than 7,000 residents about home composting. More than 2,500 of those people have received a rebate. For residents interested in getting started with the Home Composting Rebate Program, a list of upcoming composting classes, an online tutorial and rebate application can be found online at <http://www.austintexas.gov/composting>

## **ARR LAUNCHES REBATE PILOT FOR RECYCLING AND COMPOST COLLECTION SERVICES FOR SMALL BUSINESSES**

AUSTIN, TEXAS – In an effort to help small businesses prepare for future recycling requirements, Austin Resource Recovery is launching a six-month commercial recycling rebate pilot. Qualifying small businesses and commercial properties can **earn up to \$1,800 in rebates** to establish or expand recycling and composting programs.

“We understand small businesses in Austin have their own unique challenges for establishing effective recycling and composting programs,” said Austin Resource Recovery Environmental Conservation Program Manager Aiden Cohen. “This program offers businesses an opportunity to become Zero Waste early adopters by significantly reducing start-up and collection service costs.”

By 2017, recycling programs will be required at nearly all commercial properties in Austin as part of the Universal Recycling Ordinance. Rebates are available to qualifying small businesses and properties within the City of Austin that are not yet affected by the ordinance.

Which properties and businesses are eligible?

Rebates are available to eligible small businesses and properties within the City of Austin that are not yet affected by the Universal Recycling Ordinance, including:

- Multifamily properties with 5 to 24 dwelling units
- Commercial properties 10,000 sq. ft. and under, including:
  - Food service establishments
  - Office buildings
  - Retail
  - Hotel/motel
  - Private schools
  - Manufacturing/industrial
  - Hospitals

What rebates are offered?

Eligible small businesses and properties can earn up to:

- \$600 in rebates toward the cost of start-up materials, such as recycling or compost collection containers, educational and training materials, recyclable or compostable flatware and more.
- Up to \$1,200 in rebates toward the cost of quarterly collection service through a licensed private hauler.

Austin Resource Recovery is accepting applications through May 1, 2014. Funding is limited and rebates are available on a first-come, first-served basis to eligible participants. Participating businesses must complete four surveys and submit qualifying receipts and invoices to receive rebates.

For complete rebate details, eligibility requirements and application, please visit <http://austintexas.gov/commercialrecyclingrebate>

## **SHOP ZERO WASTE CAMPAIGN**

AUSTIN, TEXAS – In celebration of Earth Month and Small Business Month, the City of Austin launched the Shop Zero Waste campaign, a program that helps Austin residents shop locally in support of the City's Zero Waste initiative.

Shop Zero Waste is a new campaign that encourages residents to reduce waste in Austin by shopping at local businesses that sell recycled, upcycled, or reused items. From bike repair to finding a used computer to shopping for products made from recycled materials, shoppers can search for businesses like these on the [LocallyAustin](#) website. The website offers a directory of more than 100 [re]Made, [re]Pair and [re]Share LocallyAustin businesses.

"Our small business division is pleased to partner with Austin Resource Recovery to highlight the local businesses that help Austin achieve Zero Waste," said Rodney Gonzales, Deputy Director of the Economic Development Department for the City of Austin. "Shopping local is one of the very best ways we can contribute to our local economy, support jobs and keep Austin thriving."

The City of Austin recognizes that achieving Zero Waste requires new ways of thinking about how we buy, use and dispose of everyday items.

"Instead of buying new products, Austinites can reduce waste by shopping at local businesses that share or repair items, or sell products made with recycled or upcycled materials," said Bob Gedert, Director of Austin Resource Recovery.

Austin-based sustainable clothing company Open Arms is an example of a business embracing this practice.

"Open Arms is pleased that the City of Austin is launching a program to help businesses like mine grow," said Leslie Beasley, Chief Executive Officer of Open Arms. "We are one of over 100 businesses identified so far that are making a living out of would-be waste, supporting Austin's local economy, hiring workers, paying taxes, and helping keep Austin economically strong."

## **ARR RELEASES 2013 ANNUAL REPORT**

AUSTIN, TEXAS – Austin Resource Recovery released its 2013 Annual Report, reflecting significant progress on Zero Waste programs, outlining the Department’s key achievements in providing resource recovery services, and highlighting individual employees whose work is indicative of the Department’s pursuit of a more sustainable future.

“Austin Resource Recovery is at the forefront of the City of Austin’s commitment to Zero Waste,” said Austin City Manager Marc Ott. “This move toward a Zero Waste future would not be possible without the right people with the right skills, working toward a shared goal of enacting and utilizing sustainable practices.”

Notable programs launched in 2013 include:

- Single-Use Carryout Bag ordinance, which has already significantly reduced the appearance of plastic bags in our community
- Residential Curbside Organics pilot program, currently enabling 14,400 Austin residents the opportunity to add food scraps to their weekly collection to be turned into nutrient-rich compost
- Austin Recycles pledge, encouraging resident to recycle every day, everything and everywhere

Other highlights detailed in the Annual Report include:

- Diverting 39.58 percent of City-collected materials from landfills
- Distributing 18,930 reuseable bags to Austin residents as part of Austin Resource Recovery’s ‘Bring It, Austin’ campaign
- Collecting 54,206 tons of recycling, an increase from 2012
- Producing 16,260 gallons of Austin ReBlend paint, made available to residents for free at the Household Hazardous Waste Facility
- Offering 50 composting classes to the Austin community, City of Austin employees, community groups, nonprofits and others

“These initiatives, along with all of our other wide-ranging efforts, are part of the City’s goal to achieve a 90 percent reduction in the amount of waste sent to landfills by 2040,” said Austin Resource Recovery Director Bob Gedert. “Our success is directly attributed to our valued customers, the Austin City Council, advisory commissions and many businesses and organizations in our community.”

View the report online at <http://bit.ly/ARRAnnualReport2013>

## **FUTURE DIRECTOR REPORTS TO ZWAC**

I am researching the following topics, requested by ZWAC Commissioners.

- Green Fence update
- SUBO Results and Impacts
- Local Job Growth through ARR Contracts
- Economic Impact of Recycling

I intend to report on these items in the June ZWAC Directors Report.

## ***RECENT COUNCIL ACTIONS***

April 17<sup>th</sup> Council Meeting – City Council authorized award, negotiation, and execution of a 36-month requirements service contract with TEXAS DISPOSAL SYSTEMS, INC., or one of the other qualified bidders for IFB-BV No. JRD0100, to provide refuse and recycling collection and hauling services within the Downtown Central Business District of Austin in an amount not to exceed \$6,234,879, with three 12-month extension options in an amount not to exceed \$2,078,293 per extension option, for a total contract amount not to exceed \$12,469,758. The Zero Waste Advisory Commission recommended for Council approval at the March ZWAC meeting.

April 17<sup>th</sup> Council Meeting – City Council authorized award, negotiation, and execution of a 24-month revenue contract with ECS REFINING, LLC, or one of the other qualified offerors to RFP No. JRD0301, to provide electronics recycling services which will generate for the City an estimated revenue of \$76,436, with four 12-month extension options with estimated generated revenue of \$38,218 per extension option, for a total estimated revenue for the City of \$229,308. The Zero Waste Advisory Commission recommended for Council approval at the March ZWAC meeting.

May 1<sup>st</sup> Council Meeting – City Council authorized award and execution of Amendment No. 4 to the contract with WASTE MANAGEMENT OF TEXAS, INC., for refuse and recycling collection and hauling services within the Downtown Central Business District, to increase the authorized contract funding in an amount not to exceed \$250,000 for a revised total contract amount not to exceed \$2,475,380. The Zero Waste Advisory Commission recommended for Council approval at the March ZWAC meeting.

May 1<sup>st</sup> Council Meeting – City Council adopted a resolution directing the City Manager to draft an ordinance relating to the use of solid waste, composting, recycling, and used oil receptacles by mobile food establishments. The Zero Waste Advisory Commission recommended for Council approval at the March ZWAC meeting.

***Staff Hires and Promotion Updates***

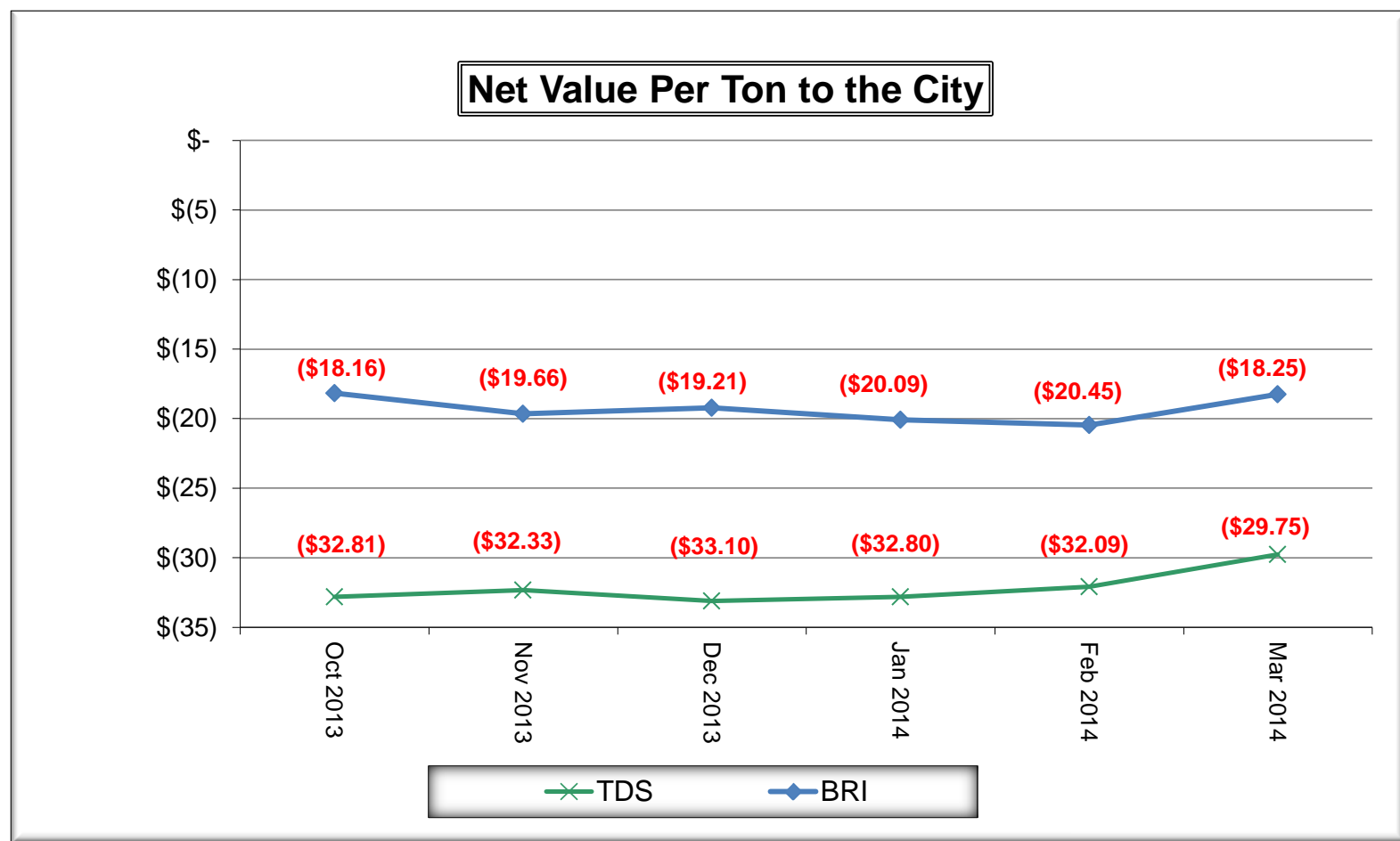
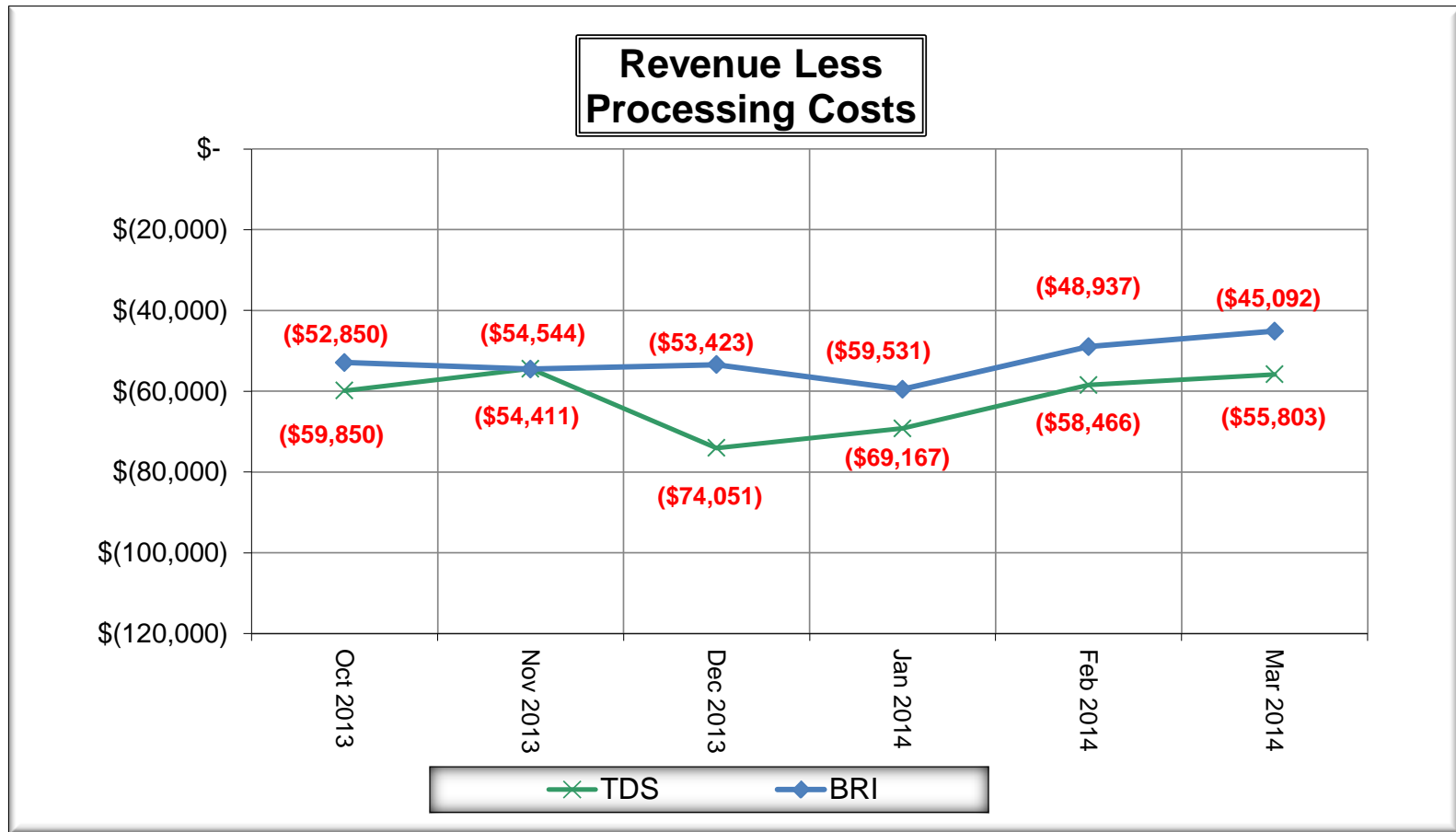
New Employee	Promotions	Title/ Division
Nicholas Hosteng		Environmental Program Specialist
Thomas Gleason		Waste Diversion Planner
James Howard		Austin Resource Recovery Operator Associate
Alonzo Zermeno		Austin Resource Recovery Operator
Glenn Phillips		Austin Resource Recovery Operator Associate
Kane Deleon		Austin Resource Recovery Operator Associate
Michael Sullivan		Department Executive Assistant
John Hollenbeck		Coordinator, Occupational Health & Safety
Jose Acuna		Austin Resource Recovery Operator
Jerry Leyendecker		Austin Resource Recovery Operator
Maxwell Armand		Austin Resource Recovery Operator Associate
Willie Wilson		Austin Resource Recovery Operator Associate
Titus Alexander		Austin Resource Recovery Operator Associate
Robert Anderson		Austin Resource Recovery Operator
Michael Morales		Austin Resource Recovery Operator
	David McCluggage	Accounting Manager
	William Raine	Planner Senior
	Christopher Calabrese	Training Instructor
	Corey Anderson	Training Instructor

**Zero Waste Advisory Commission - May 14, 2014**  
**Single Stream Recycling Statistical Report**  
**FY 2013-14: October, 2013 - March, 2014**  
**Texas Disposal Systems (TDS) and Balcones Resources, Inc. (BRI)**

Month and Year	Contractor	Tons Delivered	Contractor Payments			Net Value to the City	Landfill Cost Avoidance	
			Revenue	Processing Cost	Net Amount Due/(Owed)	\$ per ton value	Cost Per Ton	Total
October 2013	TDS	1,824.24	\$108,623	\$168,473	(\$59,850)	(\$32.81)	\$21.01	\$38,327
	BRI	2,910.84	\$177,974	\$230,825	(\$52,850)	(\$18.16)	\$21.01	\$61,157
	<i>Total</i>	4,735.08	\$286,598	\$399,298	(\$112,701)			\$99,484
November 2013	TDS	1,682.84	\$99,569	\$153,980	(\$54,411)	(\$32.33)	\$21.01	\$35,356
	BRI	2,775.04	\$165,885	\$220,429	(\$54,544)	(\$19.66)	\$21.01	\$58,304
	<i>Total</i>	4,457.88	\$265,454	\$374,409	(\$108,955)			\$93,660
December 2013	TDS	2,237.24	\$130,657	\$204,707	(\$74,051)	(\$33.10)	\$21.01	\$47,004
	BRI	2,781.35	\$167,489	\$220,913	(\$53,423)	(\$19.21)	\$21.01	\$58,436
	<i>Total</i>	5,018.59	\$298,146	\$425,620	(\$127,474)			\$105,441
January 2014	TDS	2,108.75	\$123,783	\$192,951	(\$69,167)	(\$32.80)	\$21.01	\$44,305
	BRI	2,963.60	\$175,333	\$234,864	(\$59,531)	(\$20.09)	\$21.01	\$62,265
	<i>Total</i>	5,072.35	\$299,116	\$427,814	(\$128,698)			\$106,570
February 2014	TDS	1,821.99	\$108,246	\$166,712	(\$58,466)	(\$32.09)	\$21.01	\$38,280
	BRI	2,392.85	\$142,235	\$191,172	(\$48,937)	(\$20.45)	\$21.01	\$50,274
	<i>Total</i>	4,214.84	\$250,482	\$357,884	(\$107,403)			\$88,554
March 2014	TDS	1,875.52	\$115,807	\$171,610	(\$55,803)	(\$29.75)	\$21.01	\$39,405
	BRI	2,470.59	\$152,032	\$197,124	(\$45,092)	(\$18.25)	\$21.01	\$51,907
	<i>Total</i>	4,346.11	\$267,839	\$368,733	(\$100,894)			\$91,312
<b>FY 2013-14 Totals</b>		<b>27,845</b>	<b>\$1,667,634</b>	<b>\$2,353,759</b>	<b>(\$686,125)</b>			<b>\$585,020</b>

Material Composition Percentages				
	Previous Audit		Current Audit	
	TDS	BRI	TDS	BRI
<i>Material</i>	<i>4/13/13</i>	<i>4/27/13</i>	<i>10/19/13</i>	<i>11/16/13</i>
ONP #8 (Old Newspaper)	16.14%	25.97%	17.56%	23.88%
OCC (Corrugated Cardboard)	8.42%	12.14%	13.49%	10.99%
Mixed Paper	20.17%	9.73%	15.59%	13.51%
Plastic Bottles - PETE	2.71%	3.21%	3.00%	3.25%
HDPE Natural	1.00%	0.62%	1.07%	0.83%
HDPE Color	0.83%	0.75%	0.94%	0.79%
Mixed Plastics 3-7	3.73%	1.85%	3.77%	2.16%
UBC (Used Beverage Cans)	1.21%	1.33%	1.21%	1.08%
Tin Cans	1.94%	1.86%	1.63%	1.37%
Scrap Metal	0.89%	0.72%	0.87%	0.70%
Glass	27.04%	27.99%	28.76%	28.89%
Residual - trash	15.92%	13.83%	12.11%	12.55%
<i>Total</i>	100.00%	100.00%	100.00%	100.00%

**Zero Waste Advisory Commission - May 14, 2014**  
**Single Stream Recycling Statistical Report**  
**FY 2013-14: October - March, 2014**  
**Texas Disposal Systems (TDS) and Balcones Resources, Inc. (BRI)**

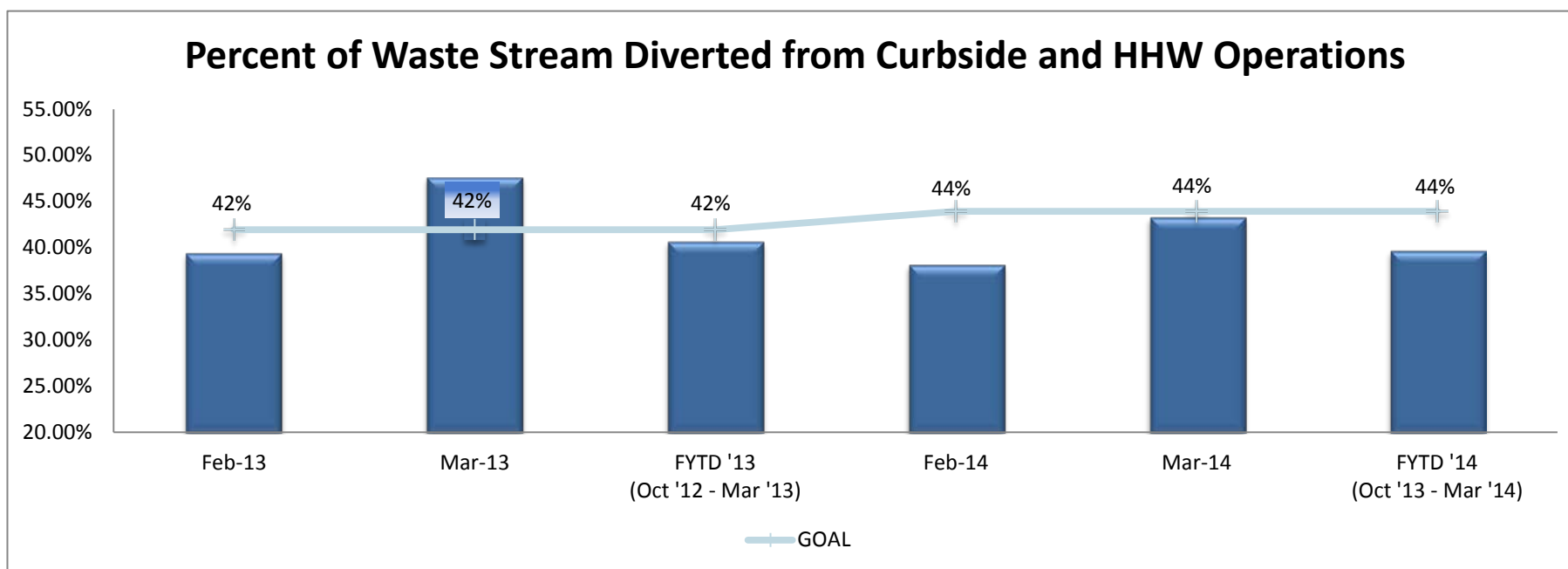
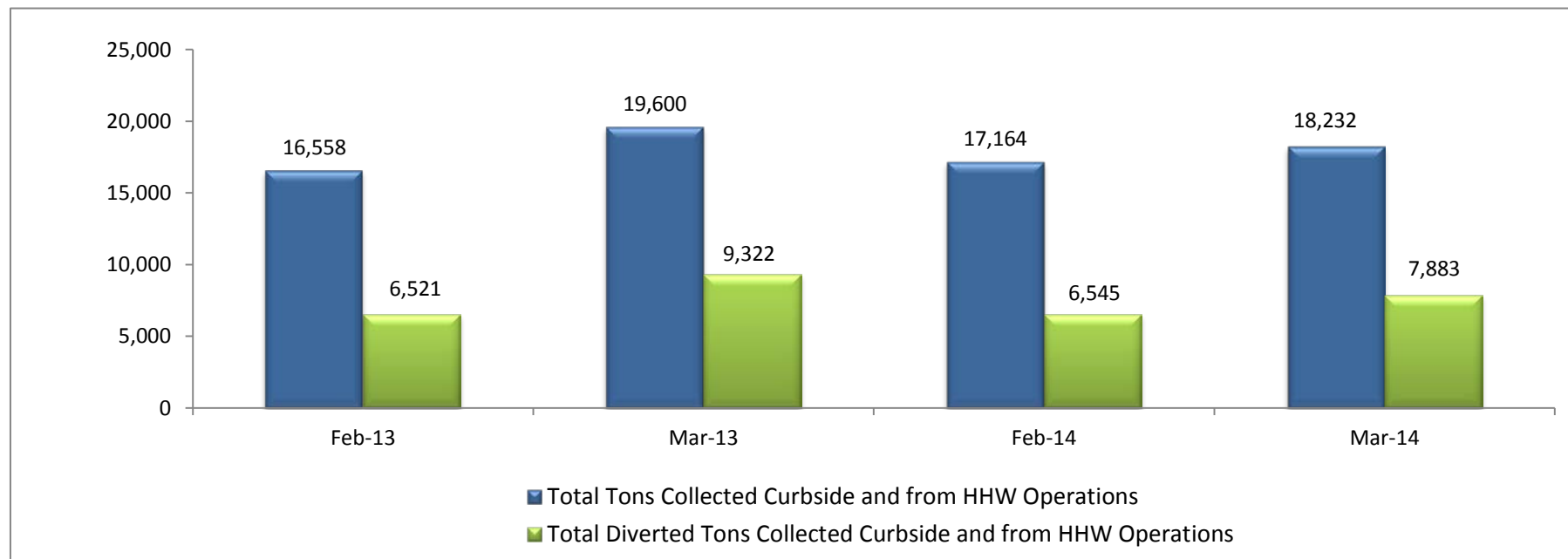




# Austin Resource Recovery Curbside Collection and HHW Operations

		LAST FISCAL YEAR				CURRENT FISCAL YEAR				
		FY 2013	FY 2013 Goal	Feb-13	Mar-13	FYTD '13 (Oct '12 - Mar '13)	Feb-14	Mar-14	FYTD '14 (Oct '13 - Mar '14)	FY 2014 Goal
Tons Disposed	Tons of curbside Garbage	124,183	127,000	9,193	9,927	61,823	9,571	10,175	61,641	123,000
	Tons of Curbside Bulk Disposed	8,500	6,600	814	309	3,474	1,025	149	3,710	7,000
	HHW Operations Tons Disposed	381	400	30	42	177	23	26	183	390
	Total Disposed Tons Collected Curbside and from HHW Operations	133,064	134,000	10,037	10,278	65,474	10,619	10,350	65,534	130,390
Tons Diverted	Tons of curbside recycling	53,702	62,500	3,936	4,260	26,837	4,182	4,346	27,624	64,000
	HHW Operations Tons recycled/reused	240	150	18	23	103	17	20	120	150
	Tons of Curbside Yard Trimmings	25,898	27,000	2,037	4,301	14,297	1,779	3,096	12,347	31,000
	Tons of Curbside Bulk Recycled	181	800	12	8	86	19	1	77	783
	Tons of Curbside Brush Collected	7,359	6,400	518	730	3,512	548	420	2,856	6,200
	Total Diverted Tons Collected Curbside and from HHW Operations	87,380	96,850	6,521	9,322	44,835	6,545	7,883	43,024	102,133
Total Tons Collected Curbside and from HHW Operations		220,444	230,850	16,558	19,600	110,309	17,164	18,232	108,558	232,523
Percent of Waste Stream Diverted by Curbside and HHW Operations		39.64%	42%	39.38%	47.56%	40.64%	38.13%	43.23%	39.63%	44%
Pounds of Garbage collected per customer per pickup		25.53	26.03	22.87	24.46	n/a	23.48	24.77	n/a	24.64
Number of Garbage customers		187,105	187,676	185,626	187,064	n/a	188,240	189,288	n/a	192,000
Pounds of Recycled materials collected per customer per pickup (every other week)		22.25	25.62	19.74	21.15	n/a	20.80	21.45	n/a	25.64
Pounds of Yard Trimmings collected per customer per week		5.37	5.53	3.77	10.68	n/a	4.42	7.64	n/a	6.21
Number of Recycling and Yard Trimmings customers		185,658	187,676	184,205	185,665	n/a	185,733	186,779	n/a	192,000

## Austin Resource Recovery Curbside Collection and HHW Operations



# Austin Resource Recovery Curbside Collection and HHW Operations

Reporting Status and Diversion Results for All Categories of Waste Generation						
Category of Waste Generation	FY2009-10 actual	FY2010-11 actual	FY2011-12 actual	FY2012-13 actual	FY2013-14 goal	FY2013-14 current
Residential Waste Diversion (city serviced accounts)	37.32%	38.57%	37.86%	39.64%	44.00%	39.63%
Commercial / Industrial Waste Diversion	information not available*					
Institutional Waste Diversion	information not available*					
	*Non-residential waste diversion to be inventoried in 2015					

