

GO Bond Program Overview



Bond Oversight Commission

November 16, 2016

Prepared by the Capital Planning Office

Today's Presentation

- ❑ Why We Have Bond Programs
 - ❑ Some Key Drivers of the CIP and Bond Elections
 - ❑ Community Expectations
- ❑ Bond Program Outcomes
- ❑ Realities of Implementation
- ❑ Status of Implementation

Program Drivers



Key Drivers for CIP Investment

Strategic and Ongoing Infrastructure System Needs

- ▶ **Urgent Needs:** Safety, legal, service imperative
- ▶ **Capital Renewal:** Rehabilitation, replace existing assets
- ▶ **Service Demands:** New capacity to meet growing population and demands, changes in best practice
- ▶ **Policy Priorities:** Council approved priorities, direction
- ▶ **Planning Priorities:** Imagine Austin, small area plans, regional plans

Key Drivers of Bond Elections

- ❑ The will of the community
- ❑ Meeting Community and Council Expectations
- ❑ Striking a balance of priorities
 - Building Strategic, Transformative Projects
 - Maintaining City Services

Program Expectations

- ❑ Named Projects
- ❑ Strategic Projects
 - Meet a specific, high-visibility, public purpose
 - Intended to transform the community economically, socially, culturally
 - Zach Topfer Theatre
- ❑ Ongoing Programs - Flexibility built in; multiple funding infusions to move program forward
 - Maintain basic city services
 - Typically funds a number of projects within a program category
 - Typically fund one or more project phases
 - Street reconstruction, sidewalks, building and park renovations

Program Outcomes



Bond Program Outcomes

General Obligation Bond Programs have built...

The City's Library System

Bond programs have essentially built the Austin Public Library System.

- Since the 1970's all new and expanded libraries are the product of Bond propositions
- 2006 Bond = New Central Library
- 2012 Bond = Renovations to 9 Branch Libraries



New Central Library - Rendering
2006 Bond \$90M



Groundbreaking
Ceremony

Bond Program Outcomes

General Obligation Bond Programs have helped fund...

The City's Open Space Acquisition Efforts

May 1998	\$65M	15,047 ac.
Nov. 2000	\$13.4M	5,000 ac.
Nov. 2006	\$50M	6,530 ac.
Nov. 2012	<u>\$30M</u>	<u>693 ac.</u>
	\$158.4M	27,270 ac.

Partnership Contributions: \$21 Million

Partners include: Hays County, USDA Natural Resources Conservation Service, the Nature Conservancy, the Hill Country Conservancy, and the Trust for Public Land

Bond Program Outcomes

Austin Animal Center- \$12M 2006 Bond



EMS Station#33 - \$3.1M 2006 Bond



Investing in City Facilities to Maintain or Enhance Service Levels

Bond Program Outcomes

Investing in Mobility Infrastructure for a Safer, Multi-Modal Austin

Local Area traffic Management



Roadway Reconstruction and Utility Improvements



Program Implementation

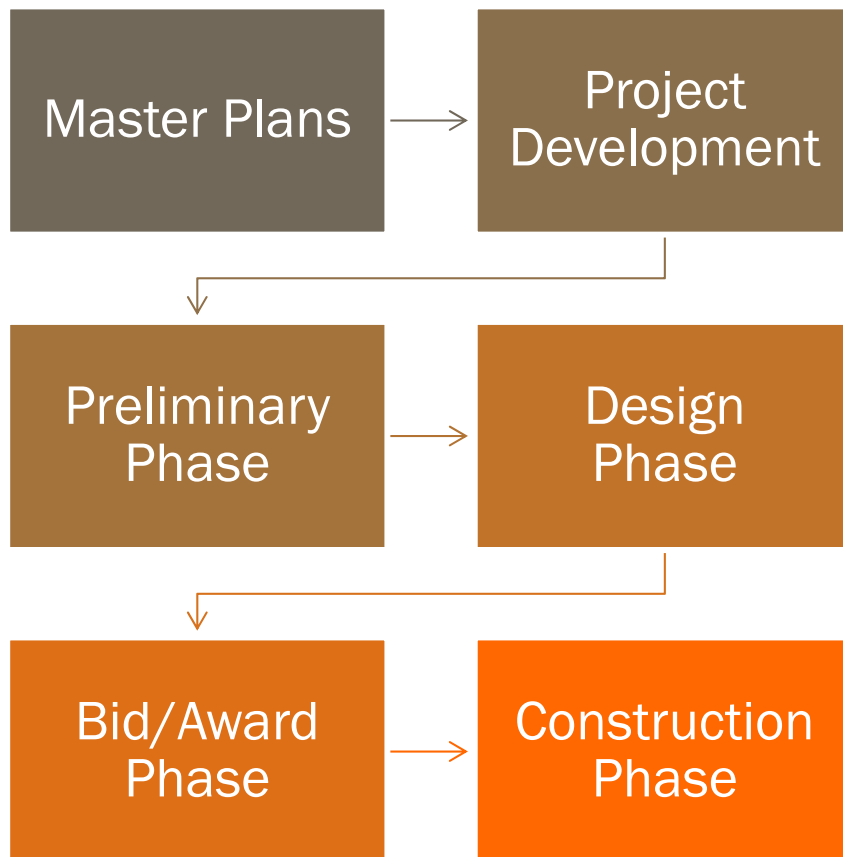


Factors Effecting Implementation

Factors include but are not limited to:

- ▶ **Economy and Market Conditions:** Materials and construction pricing is on the rise and could affect project budgets. With a strong local market, competition for resources may also increase prices and/or result in fewer bidders on individual projects due to the quantity of work available in the metro area.
- ▶ **Community Priorities:** Because bond programs are implemented over multiple years, flexibility is required in the implementation of ongoing programs, such as sidewalks and building renovations, to accommodate changing priorities.
- ▶ **Unforeseen Conditions:** The City may discover previously unknown conditions at a site or building that may require adjustments to the projects scope, design or construction and usually increase the amount of time and budget required to deliver a project.

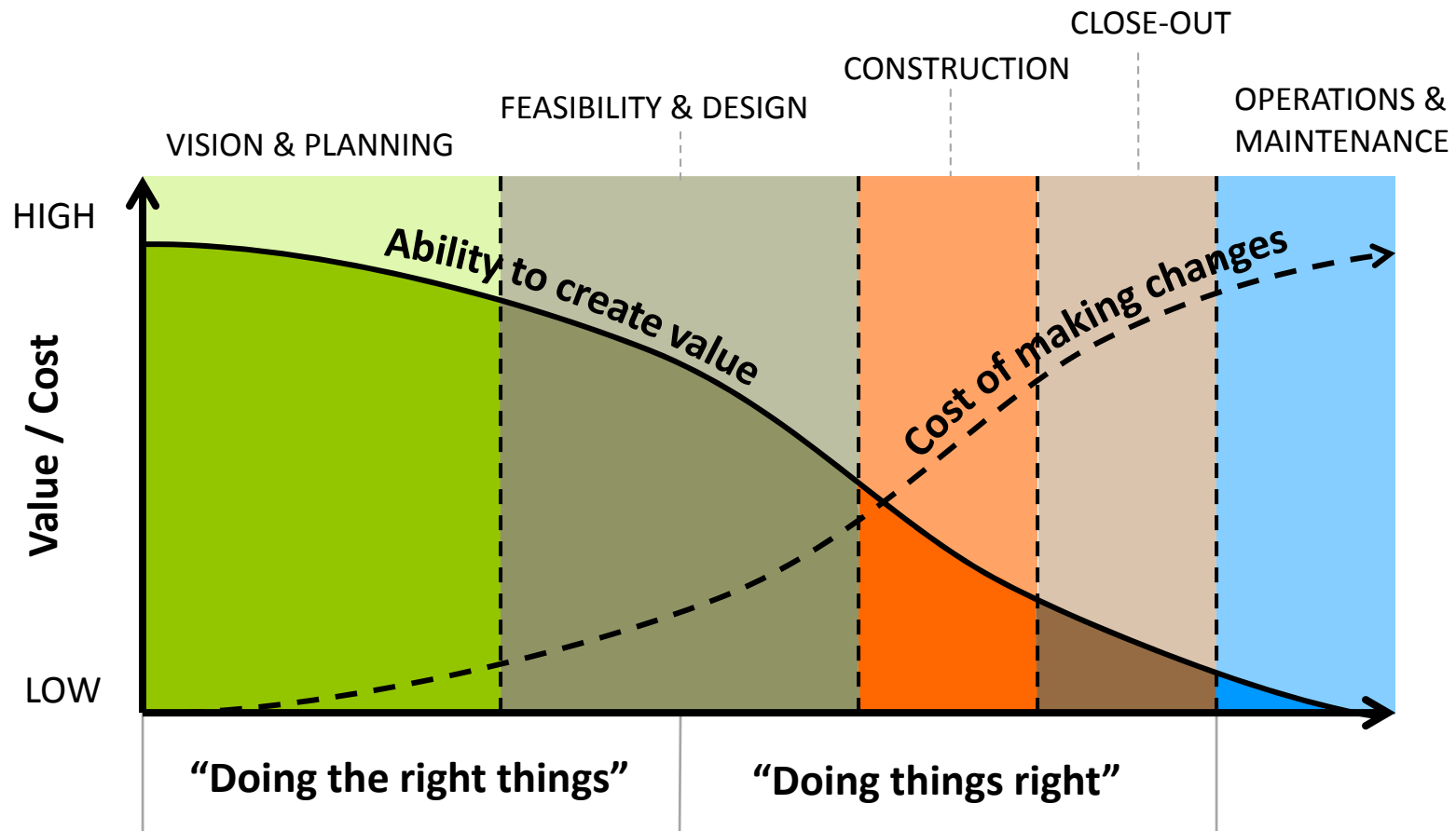
Typical Project Phases



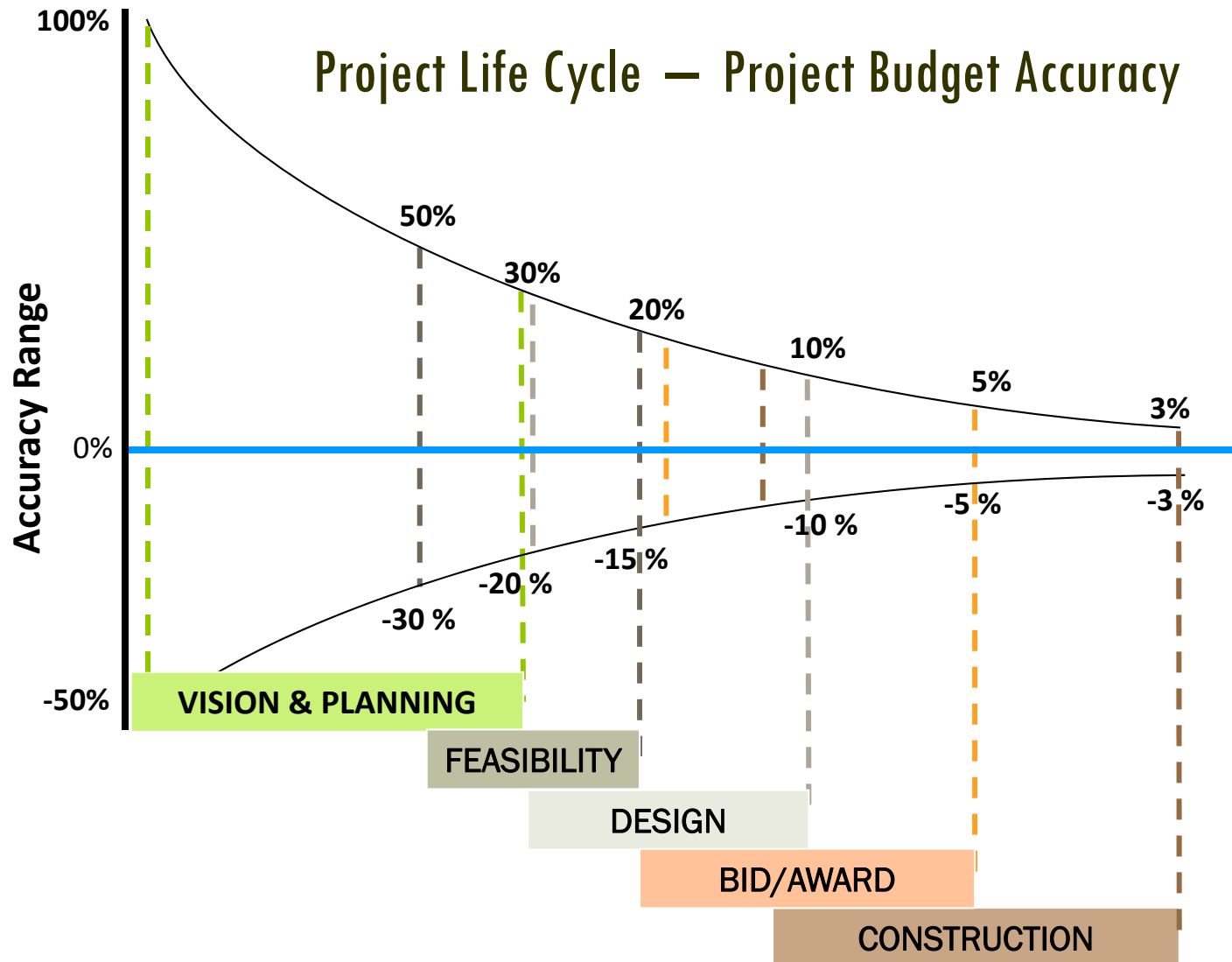
- Needs and projects are not one and the same.
- Needs may be identified and evaluated prior to master planning and may arise at different phases
- Projects are often multi-year endeavors

Realities of Implementation

Project Life Cycle — Value vs. Cost



Realities of Implementation



Spending Progress



GO Bond Goals and Milestones

Deliver on GO Bond Program Scope, Schedule and Budget

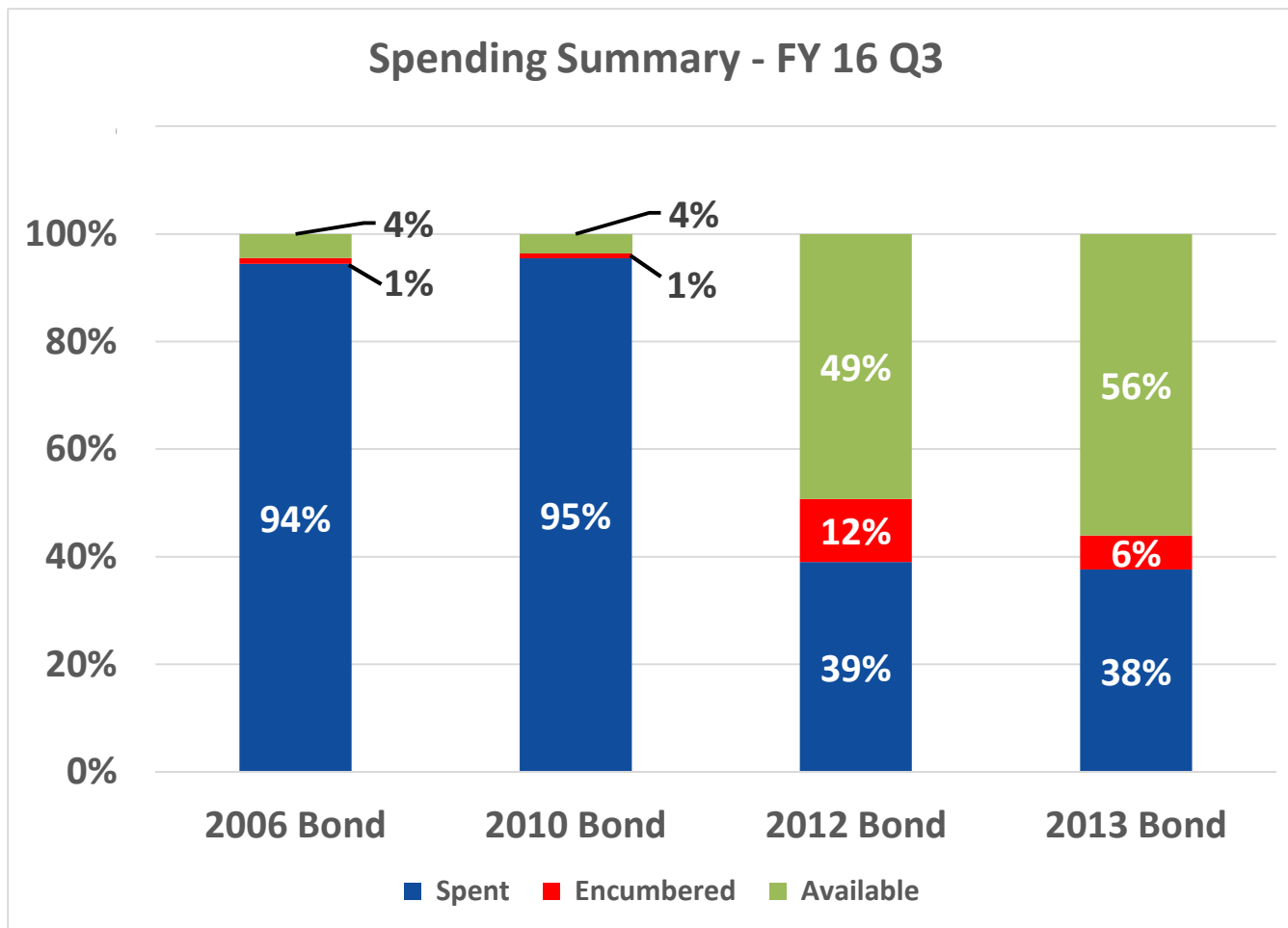
Scope:

Voter-approved Propositions, associated projects and ongoing departmental programs as identified in the Bond Election Voter Information Brochures

	Schedule:	Budget:
2013 Bond	Substantially complete by end of FY 19	\$65 million
2012 Bond	Substantially complete by end of FY 18	\$306 million
2010 Bond	Program substantial completion achieved	\$90 million
2006 Bond	Program substantial completion achieved	<u>\$567 million</u>
	TOTAL	\$1,029,048,000

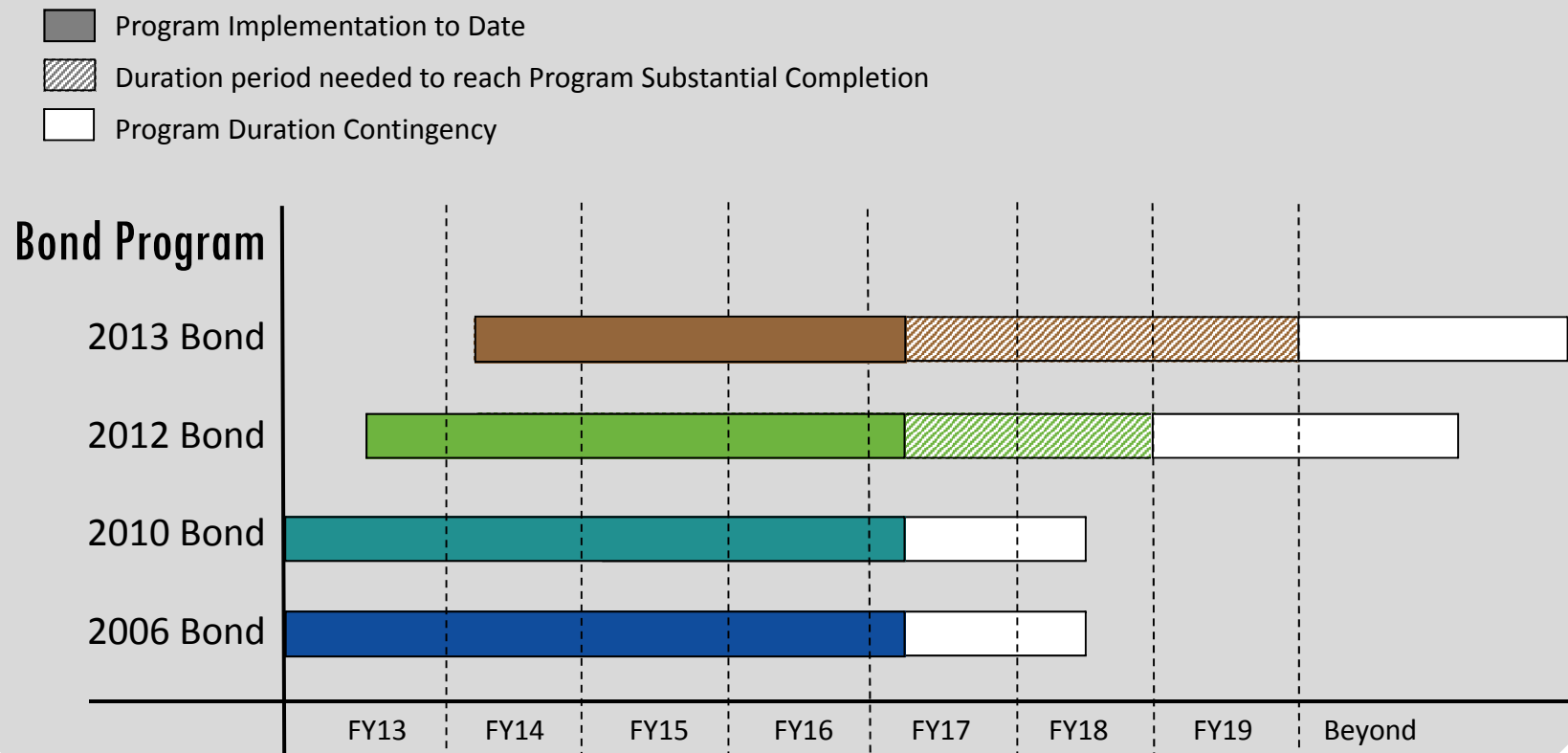
Current Spending Summary

Bond Funds Expended, Encumbered, Available



GO Bond Program Sequencing

Sequencing Diagram



2013 Affordable Housing Bond

\$65,000,000
approved by voters



Goal:
**Achieve program
substantial completion
by end of FY 19**

2013 Affordable Housing Bond Program

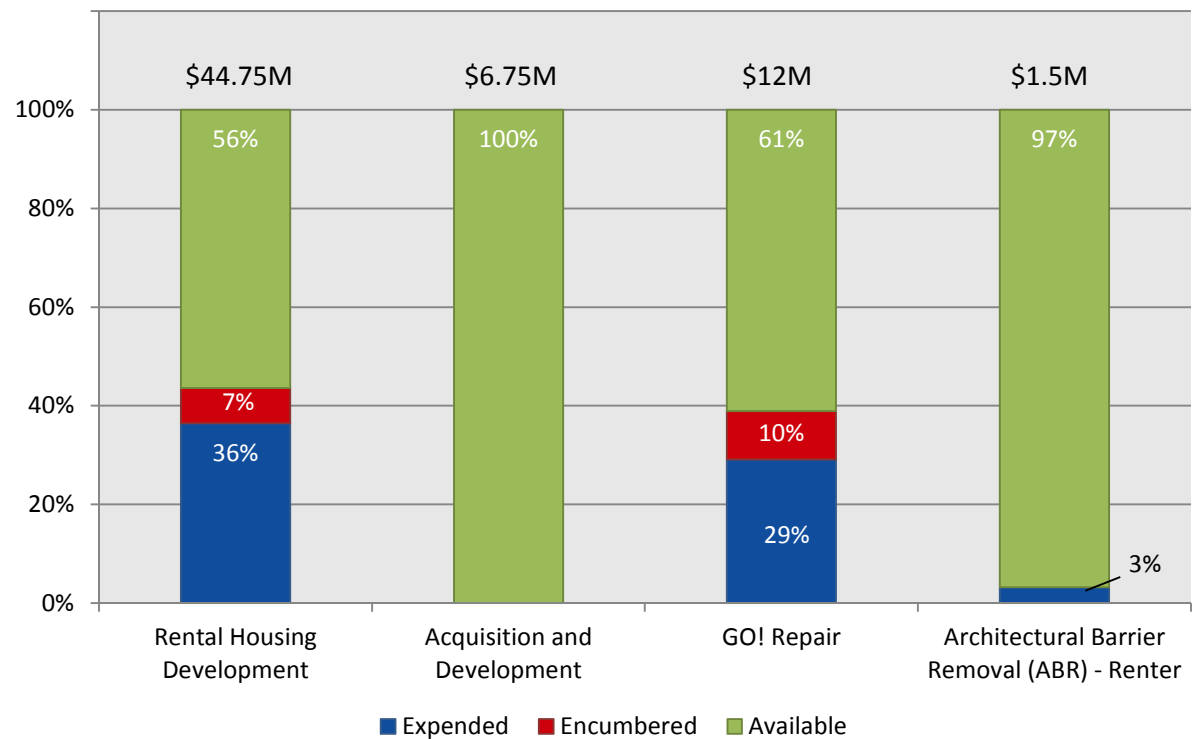
Rental Housing Development

Acquisition and Development

GO! Repair

Architectural Barrier Removal (ABR) - Renter

Spending Summary - FY16 Q3



This chart shows the spending status of each category in the 2013 Affordable Housing Bond Program as of the end of the third quarter FY 16.

2012 Bond Program

\$306,648,000
approved by voters



Goal:
**Achieve program
substantial completion
by end of FY 18**

2012 Bond Program

Prop 12: Transportation and Mobility

Prop 13: Open Space and Watershed
Protection

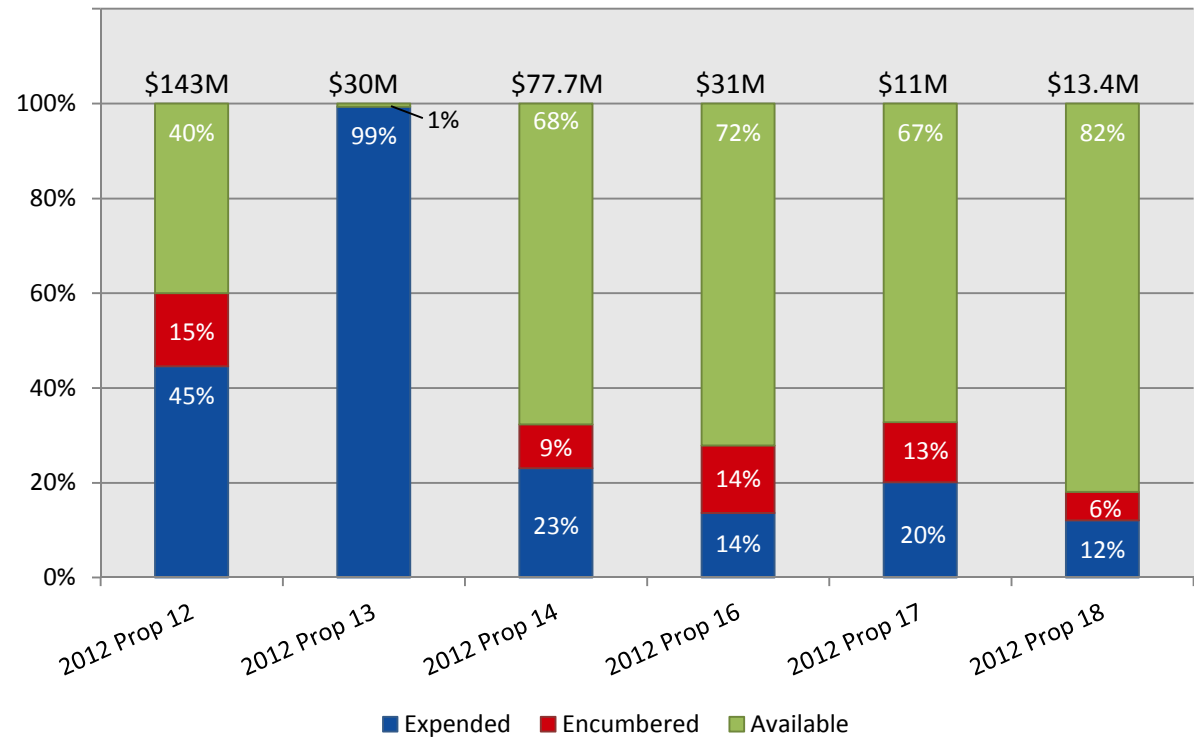
Prop 14: Parks and Recreation

Prop 16: Public Safety

Prop 17: Health and Human Services

Prop 18: Library, Museum and Cultural Arts
Facilities

Spending Summary - FY16 Q3



This chart shows the spending status of each Proposition in the 2012 Bond Program as of the end of the third quarter FY 16.

2010 Mobility Bond

\$90,000,000
approved by voters



Goal:
Substantial completion
achieved.
Complete program
within the next two
years.

2010 Mobility Bond Program

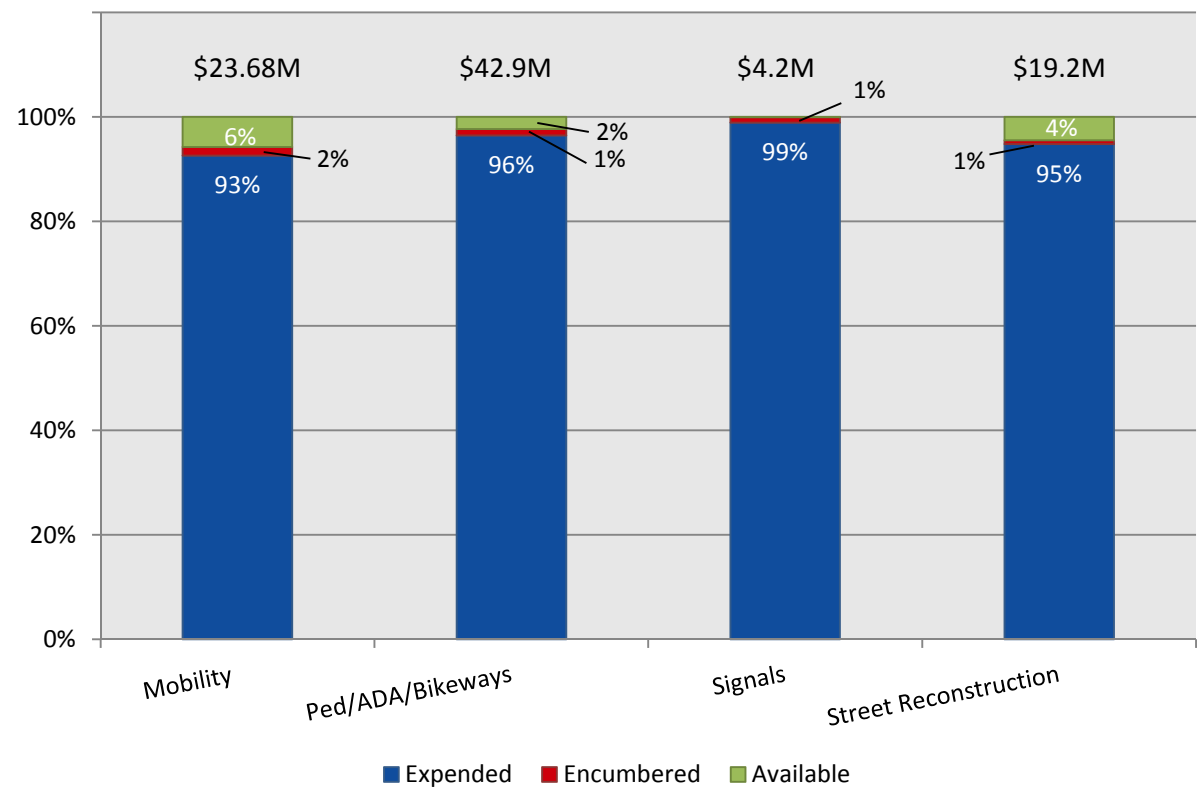
Mobility Priority

Pedestrian/ADA /Bikeways

Signals

Street Reconstruction

Spending Summary - FY16 Q3



This chart shows the spending status of each category in the 2010 Mobility Bond Program as of the end of the third quarter FY 16.

2006 Bond Program

\$567,400,000
approved by voters



Goal:
Substantial completion
achieved.
Complete program
within the next two
years.

2006 Bond Program

Prop 1: Transportation

Prop 2: Drainage and Open Space

Prop 3: Parks

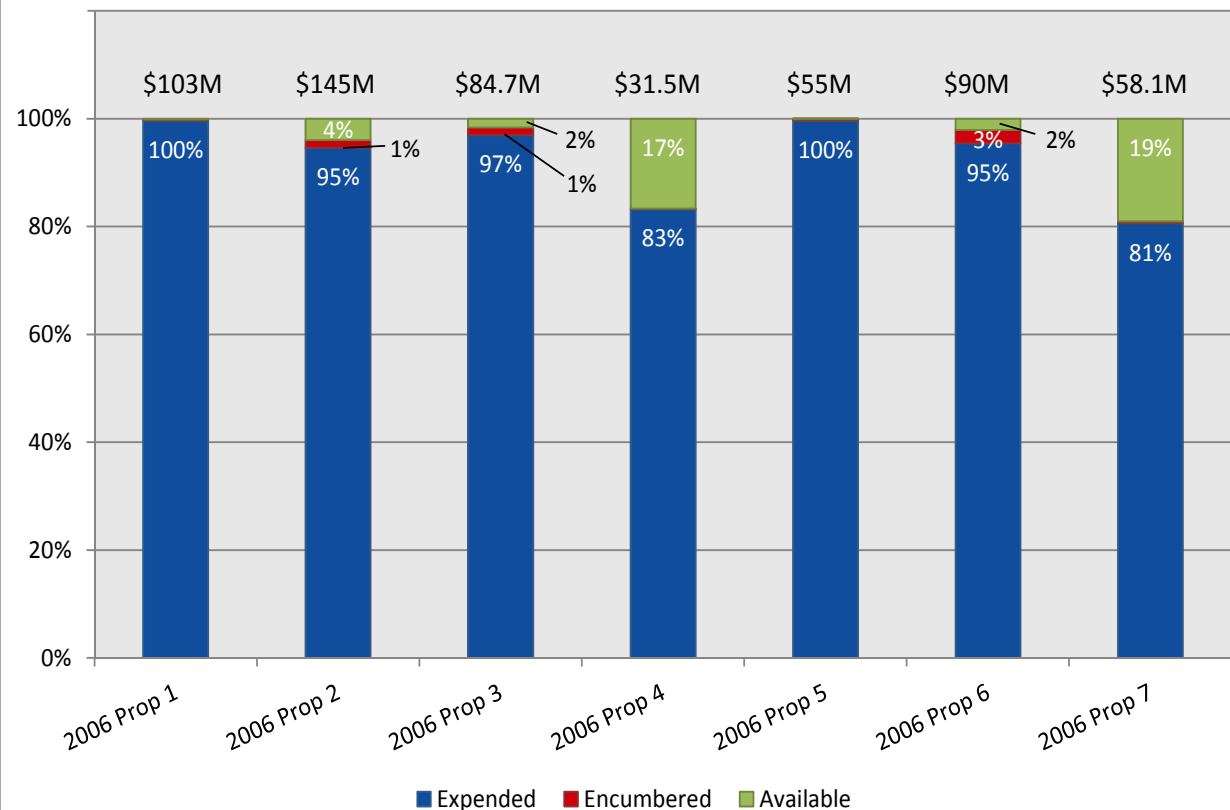
Prop 4: Community and Cultural Facilities

Prop 5: Affordable Housing

Prop 6: New Central Library

Prop 7: Public Safety Facilities

Spending Summary - FY16 Q3



This chart shows the spending status of each Proposition in the 2006 Bond Program as of the end of the third quarter FY 16.

Resources

www.austintexas.gov/CIP

Capital Planning Office information portal

www.austintexas.gov/CIVIC

CIP project map viewer (CIVIC)

www.austintexas.gov/financeonline

Five-Year CIP Plan
Quarterly Financial Report

www.austintexas.gov/strategicplan

Long-Range CIP Strategic Plan

www.austintexas.gov/notes

Sign up for news from the
Capital Planning Office, PARD, HHSD
and more