



Austin Energy's Strategic Plan and Monthly Performance Dashboard: Environment

October 2017





Austin Energy's Strategic Goals

Financial Health: Long-term financial resiliency that ensures cost recovery, provides market competitiveness, delivers operational excellence and creates value for customers and the Austin community

Customer Collaboration: New heights in customer satisfaction through increased collaboration, varied and high quality services, programs, and delivery methods and competitive pricing that strengthen customer loyalty

Environment: Minimize environmental footprint throughout Austin Energy's value chain

Employee Engagement: Employees are safe, healthy and engaged, and equipped with tools and training to effectively perform their work

Business Excellence: Best Managed Utility culture where customer needs are thoroughly and efficiently achieved through optimal use of resources

Grid Modernization: Innovative two-way grid utilizing customer and company infrastructure to deliver superior reliability and customer experience at the lowest reasonable cost



Why Environment is central to Austin Energy's Mission



Austin Energy's mission: To safely deliver **clean**, affordable, reliable energy and excellent customer service.

- Austin Energy supports the City's climate and clean energy goals, as set forth in the ***Resource, Generation and Climate Protection Plan***
- Reducing emissions from our electric supply is one of the core paths to reducing Austin's carbon footprint
- Opportunity for customer collaboration
- Complements Grid Modernization efforts
- Environmental stewardship goes beyond our power supply, to our own facilities and operations, and is part of how we demonstrate corporate social responsibility
- Employee engagement opportunity – practice what we preach

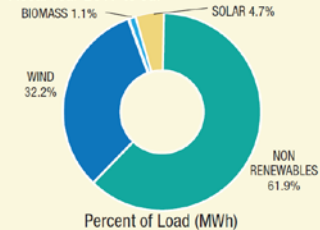
Monthly Performance Dashboard: Environment



ENVIRONMENT

Renewables

RENEWABLE ENERGY LOAD OFFSET Fiscal Year 2017 to Jul



Austin Energy's approved Resource, Generation and Climate Protection Plan sets targets and benchmarks for the utility, including offsetting 55 percent of its customer load with renewable energy by 2025, 200 MW of local solar by 2025.

Goals set in *Resource, Generation and Climate Protection Plan*, and annual budget process.

Percent Renewable Energy: 38.1% FYTD

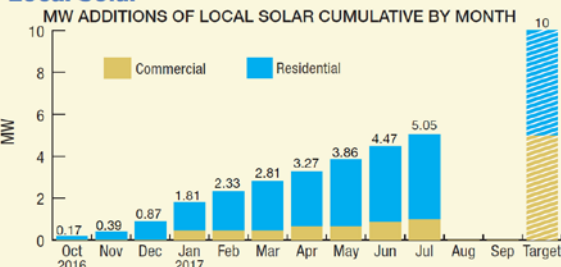
Target: 65% renewable by 2027

AVOIDED EMISSIONS FROM RENEWABLE PURCHASES



Avoided Emissions from Renewable Energy Purchases: 1.83 million tons CO₂; 34% increase over FY16

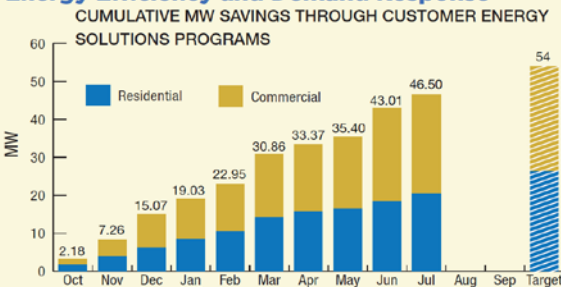
Local Solar



Local Solar: 5 MW added FYTD, 78 MW cumulative
FY17 goal: 10 MW new capacity.

Target: 200 MW by 2025, 110 MW customer-sited.

Energy Efficiency and Demand Response



Energy Efficiency & Demand Response: 46.5 MW added FYTD, 636 MW cumulative

FY17 Goal: 54 MW new savings

Target: 900 MW cumulative savings by 2025, 1000 MW by 2027

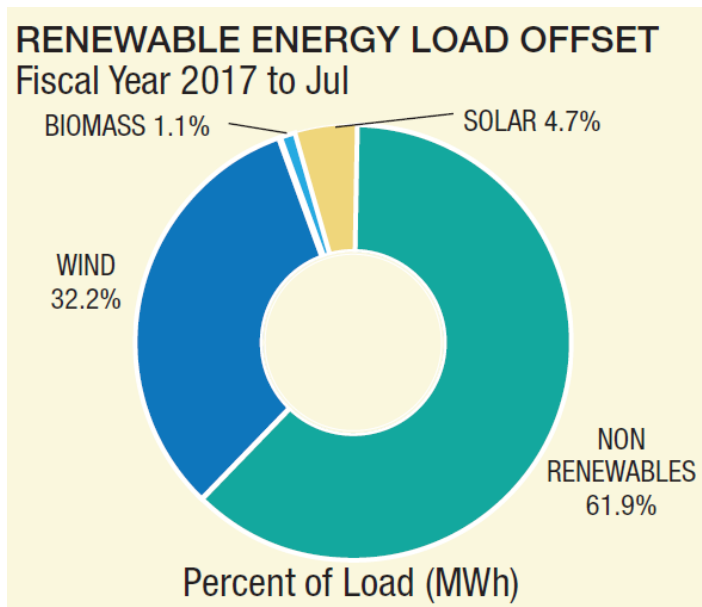
Renewable Energy Supply Update



- 38% Renewable (FY17 through July)
- New Renewable Energy PPAs:
 - 433.5 MW utility-scale solar online (Roseroock, Bootleg, Upton)
 - 178.5 MW solar under contract (Midway)
 - 150 MW solar RFP under review
 - 200 MW new wind power contract (Karankawa), online 2019
- Emissions from AE Generation: 15% CO₂ reduction 2005-2016

Renewable Generation*	Capacity (MW)
Wind	1,453.5
Solar	642.0
Landfill/Biomass	107.8
Total	2,203.3

**Online and planned*

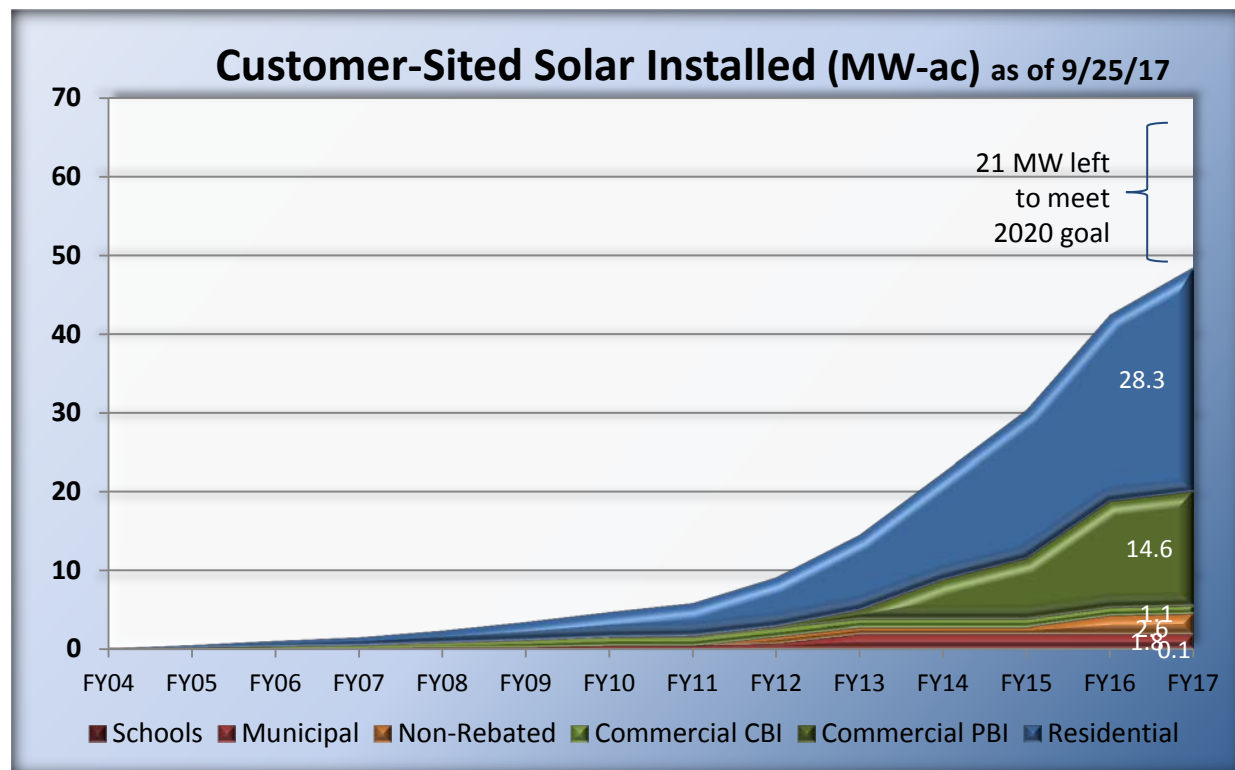


Progress toward Local Solar Goals

- On track to meet 2020 goal of 70 MW customer-sited solar
- Falling short of FY17 10 MW solar goal due to low uptake in commercial sector
 - Commercial Value of Solar rate to take effect Jan 2018, drive adoption up
- 7.5 MW of “other” local solar needed to meet 2020 goal of 40 MW
 - Expect to meet primarily through community solar program



New Central Library solar array under construction



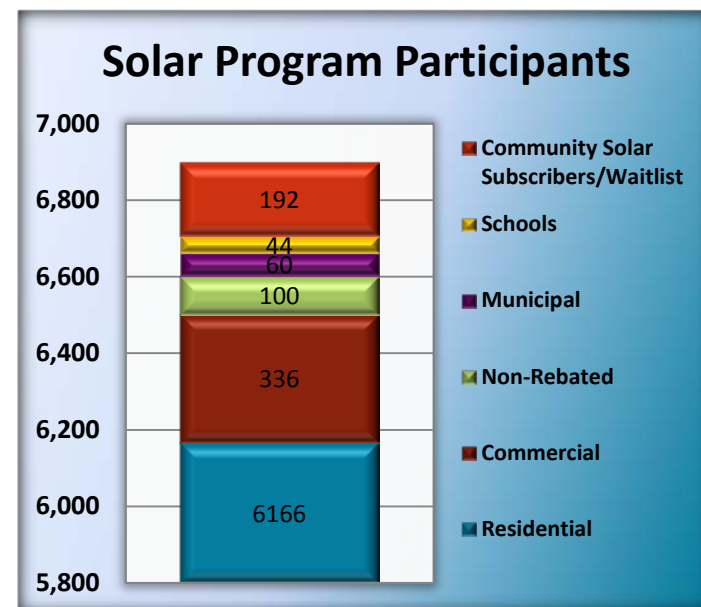
Solar Program Updates



- Over 6,700 rooftop solar customers
- Incentive program ramping down, new programs to expand access ramping up
- Community Solar launched in December
 - 23 subscribers to Palmer
 - 169 on waitlist for La Loma
- Targeting \$0.5 million of FY18 local solar budget to programs to expand access to underserved markets, including low-income, renters, multifamily affordable housing, and non-profits



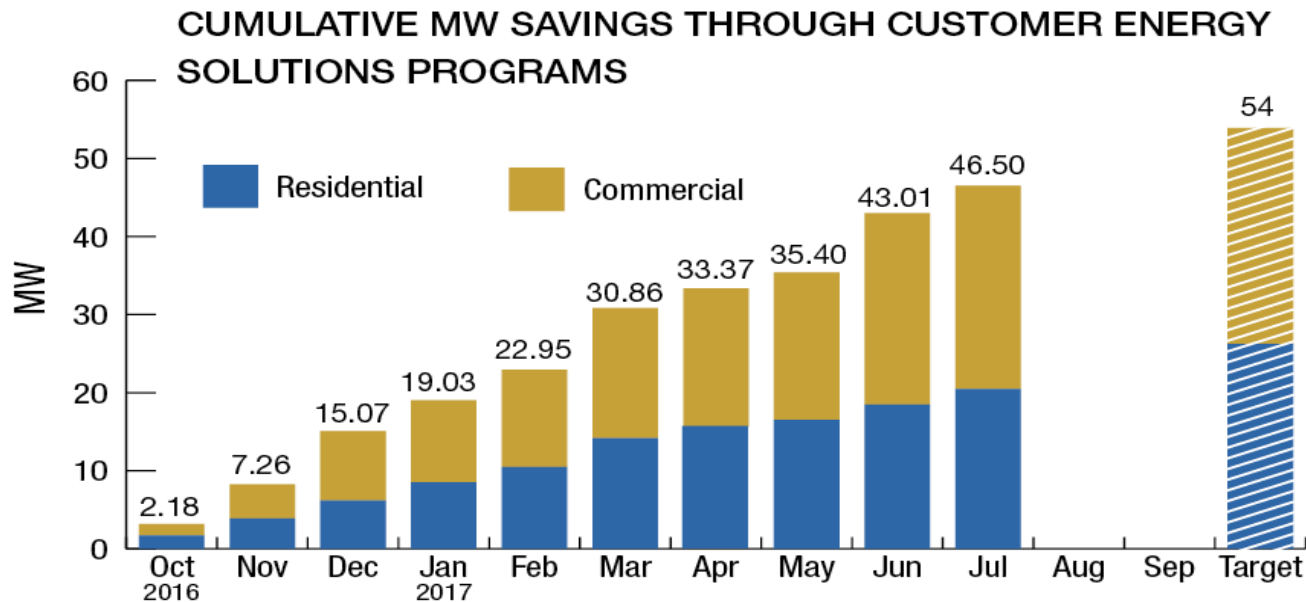
Palmer Community Solar array



Energy Efficiency & Demand Response



- End of year should exceed goals with final Load Coop and Green Building totals
- 10 programs at or above 90% of MW goal by end of August
- Consistent support of low income customers across Energy Efficiency, Green Building and Solar programs



Environmental Stewardship at Austin Energy



Goal: Reduce environmental footprint of AE's operations


- Energy
 - Lighting LED Retrofits at St Elmo and Kramer
 - Remote energy audits & retro-commissioning
- Waste Diversion
 - Metal, tree trimming & utility poles recycling
 - Green purchasing, recycling and composting in offices
- Water Use Reduction
 - Water audits at TLC, SCC, St Elmo, and Kramer C
- Transportation
 - Optimizing fleet, increasing hybrid & electric vehicles in fleet
 - Encouraging smart commutes and alternative work schedules



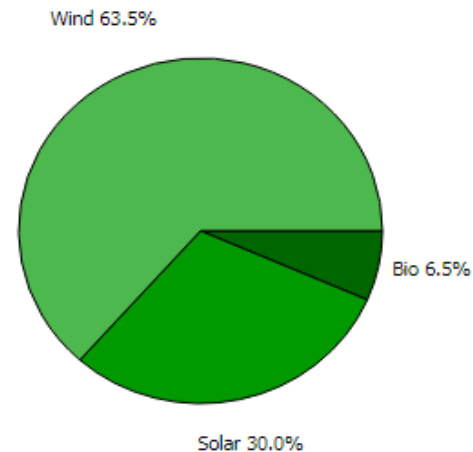
Questions?



Total Austin Energy Generation
Sep 26, 2017 3:45:00 PM CDT



Renewable Austin Energy Generation
Sep 26, 2017 3:45:00 PM CDT



<http://austinenenergy.com/wps/portal/ae/about/environment/renewable-power-generation>

