

# Action Plan to End Homelessness in Austin/Travis County

**Ann Howard**

Executive Director

Ending Community Homelessness Coalition

February 13, 2018



# Action Plan Process

## In 2017

- Mayor Steve Adler & Mayor Pro Tem Kathie Tovo partnered with ECHO to develop action plan with stakeholders
- Over 50 organizations participated, informing the plan
- Included input sessions, stakeholders interviews, presentations, a public comment period

## In 2018

- February 5<sup>th</sup> – ECHO's Membership Council, chaired by Mayor Pro Tem Kathie Tovo, endorsed the plan as a working document to present to City Council

Action Plan available at: <http://www.austinecho.org/echo-reports/>

# Our System to Prevent and End Homelessness

## Identification & System Entry Points

Street Outreach  
Service Providers  
Health Institutions  
Schools  
Police/Prisons/Jail  
Child Welfare System



**Persons experiencing homelessness**



**Diversion**

**Self-resolve**



**Coordinated Assessment**

**Persons at-risk of homelessness**

**Prevention Services**



**Temporary Emergency Placement**  
Shelter or Transitional Housing



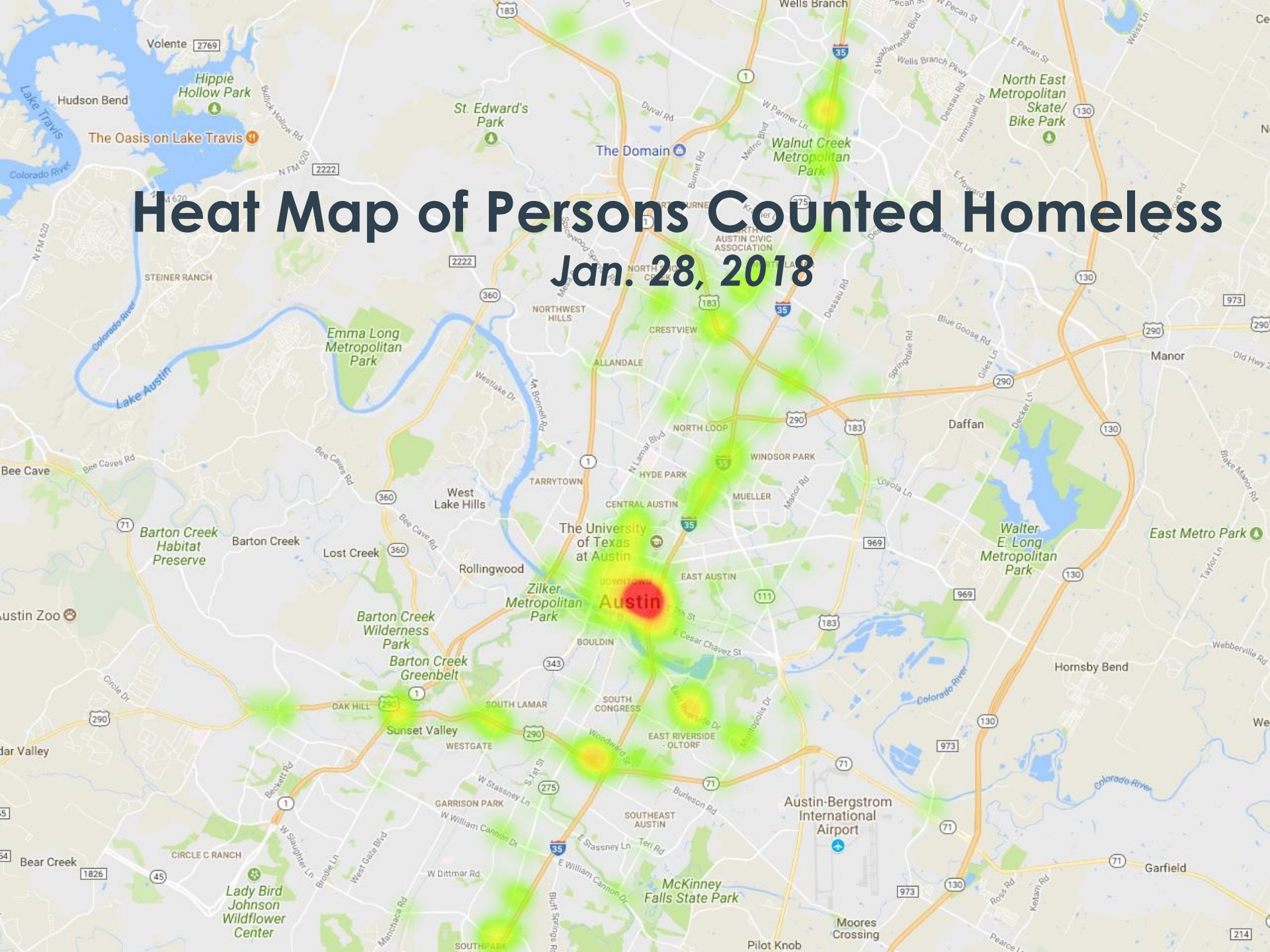
**Financial Assistance + Supportive Services**

**Outcomes**  
Housing Stability  
Health  
Recovery  
Employment  
Life Stability

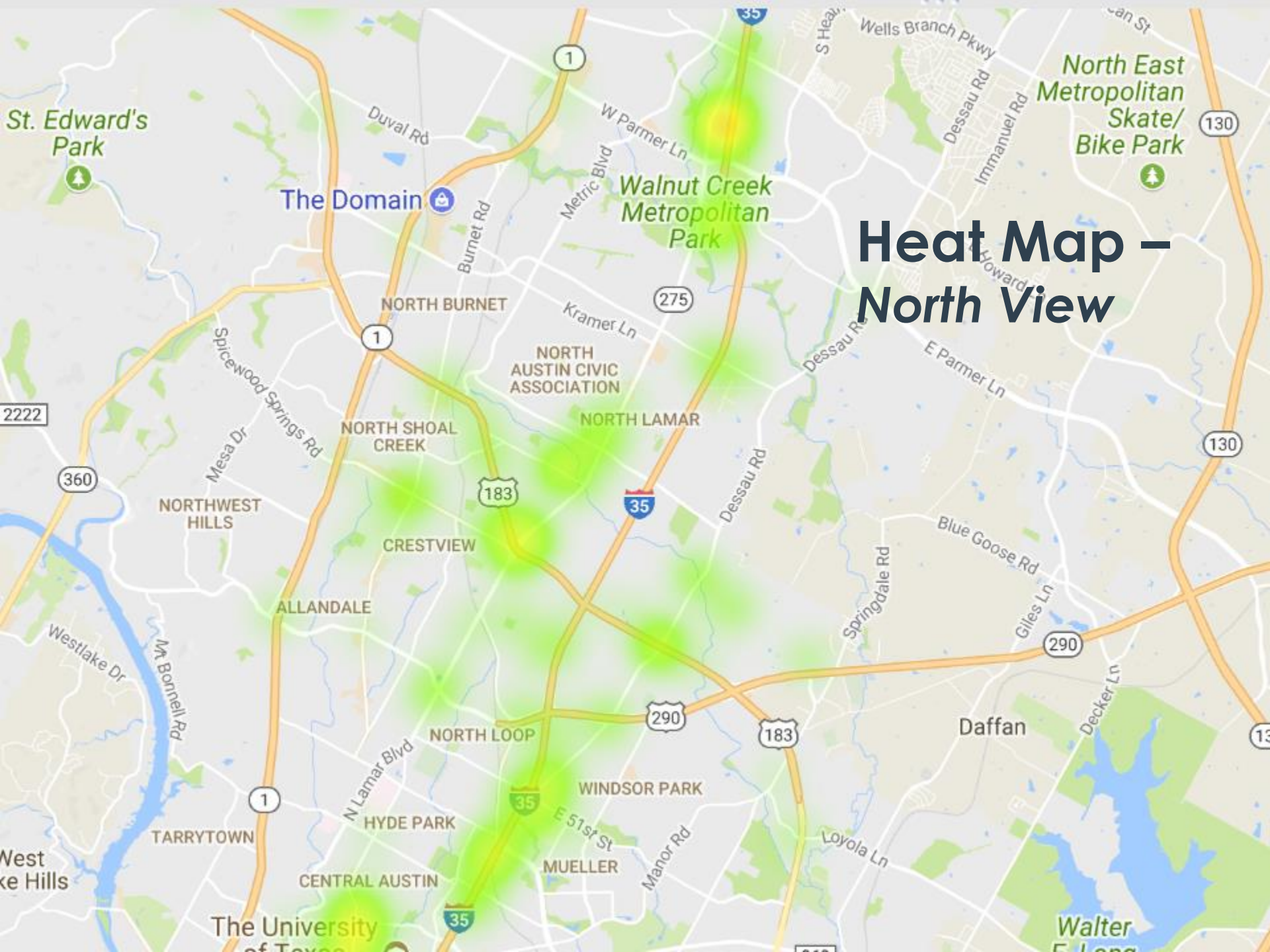


# Heat Map of Persons Counted Homeless

## Jan. 28, 2018

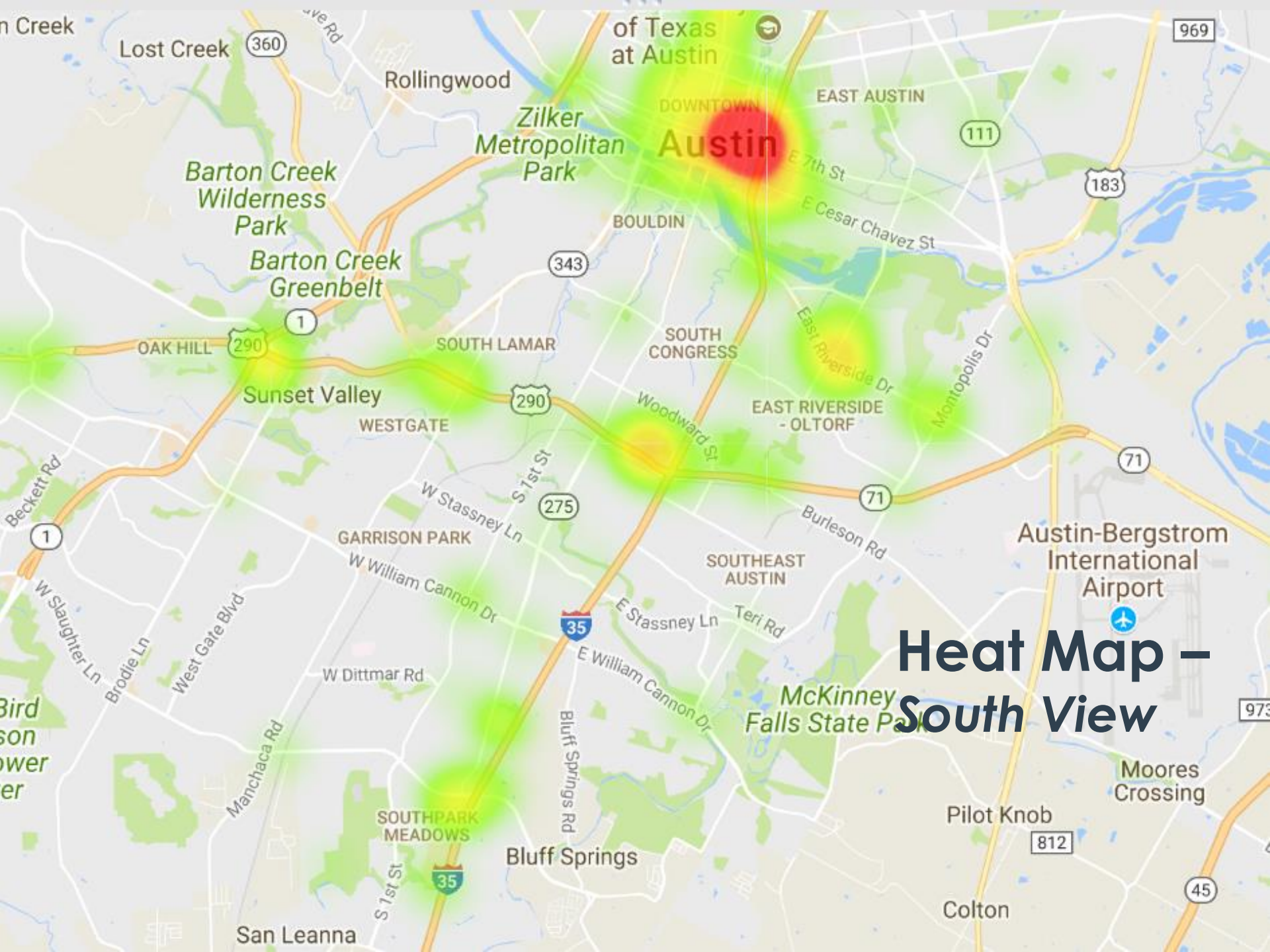






# Heat Map – North View





# Heat Map – South View

# Challenges of Experiencing Homelessness

Inter-related health, social, and economic challenges often make it difficult for persons to end homelessness on their own



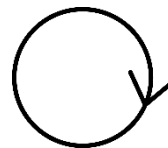
**62%**

Have experienced trauma or abuse in their life



**44%**

Report currently experiencing mental health issues



**69%**

Report having no planned activities that bring them happiness



**61%**

Access healthcare through an emergency room or do not access any healthcare



**36%**

Report having legal stuff going on that may result in jail or fines



**29%**

Report having experienced domestic violence in their lifetime



**60%**

Report they do not have any income

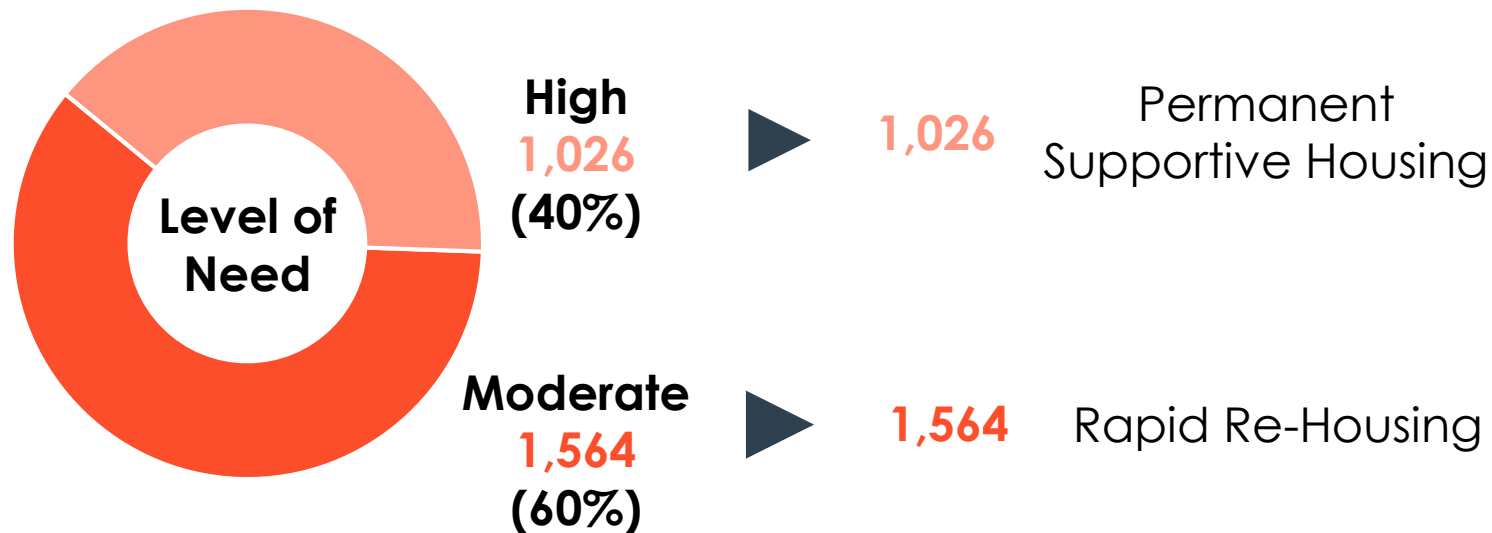


**17%**

Report consuming drugs and/or alcohol almost every or every day for the past month

# 2,590 Households Experiencing Homelessness

## Recommended Interventions





# 2,590 Households Experiencing Homelessness

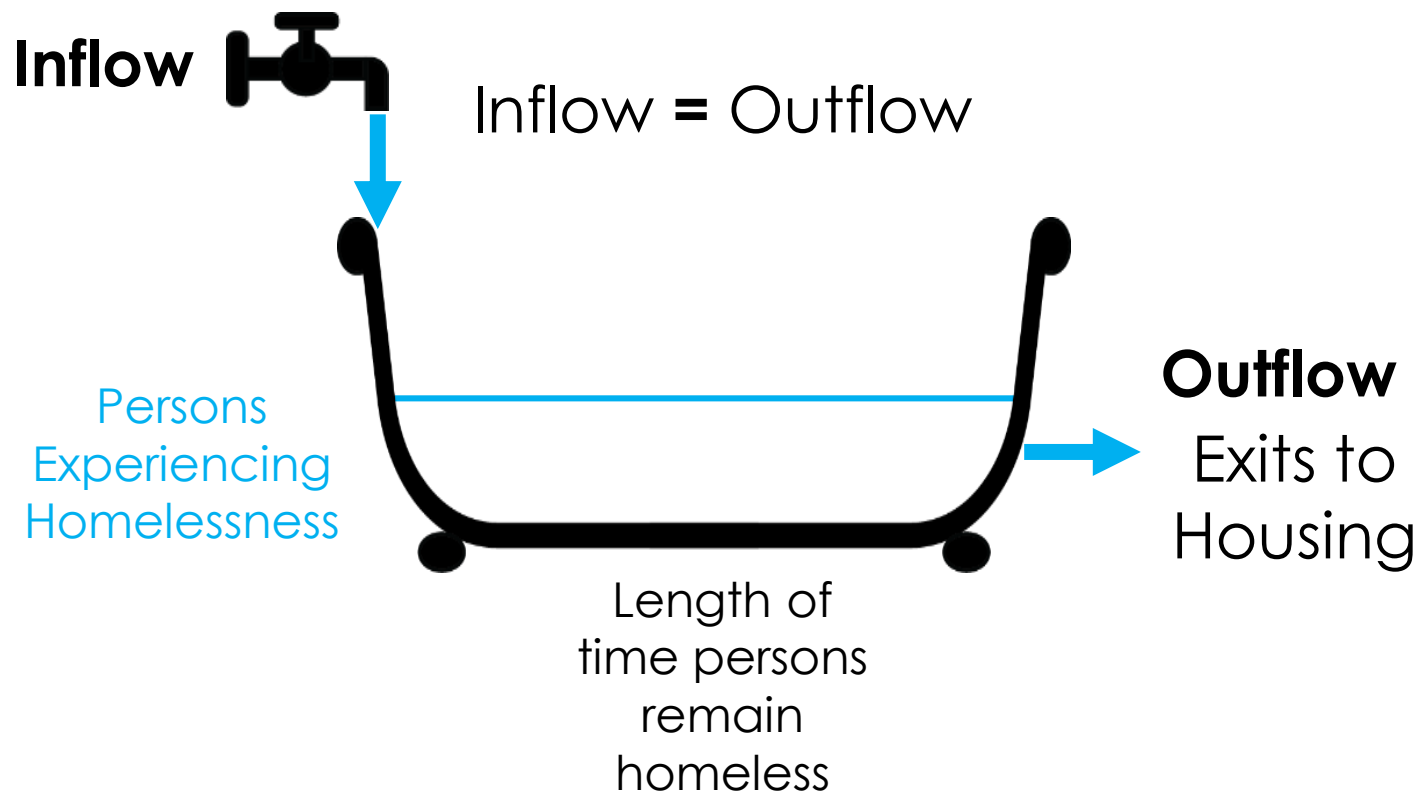
## Household Size & Corresponding Housing Units Needed

	Size	# of Households		Units Size	# of Units
82%	1 person	2,136	→	Studios/ 1 bedroom	2,136
5%	2-3 persons	326	→	1-2 bedrooms	326
13%	4+ persons	128	→	3+ bedrooms	128

## Our Current Response System as a Bathtub



# Our Desired Response System as a Bathtub



# System Components to End Homelessness







# Outreach and Shelter

## Proposed Actions

- ❑ Increase mobile outreach to cover all city/county
- ❑ Smarter outreach  
(e.g. better coordination, protocol standardization, shared data)
- ❑ New but small low-barrier shelters with 24 hour services throughout city/county
- ❑ Transform outreach & shelter services to serve as platforms for housing access
- ❑ More diversion/family reunification services



# Housing + Support Services

## Proposed Actions

- ❑ Scale up Rapid Re-housing & Permanent Supportive Housing to meet known need
- ❑ Create more low-barrier, low-cost housing opportunities within the current rental market
- ❑ Increase future availability of affordable, low-barrier housing units (e.g. *Tax Incentives, G.O. Bonds*)
- ❑ Strengthen connections to mainstream benefits, healthcare, substance use treatment, and other support services



# Addressing Disparities

## Proposed Actions

- ❑ Gain understanding and address root causes that place subgroups at higher risks of homelessness
- ❑ Gain understanding and address subgroup barriers to exiting homelessness
- ❑ Leverage the abilities of people that have experienced homelessness
- ❑ Provide more access to housing in geographically dispersed and high opportunity areas



# Effective System Response

## *Proposed Actions*

- ❑ Increase coordination and outcomes among all agencies working to end homelessness
- ❑ Expand use of the HMIS system and the system wide performance measures to inform improvement and funding
- ❑ Increase access to staff training, development and technology
- ❑ Tackle alignment and effectiveness of prevention programs





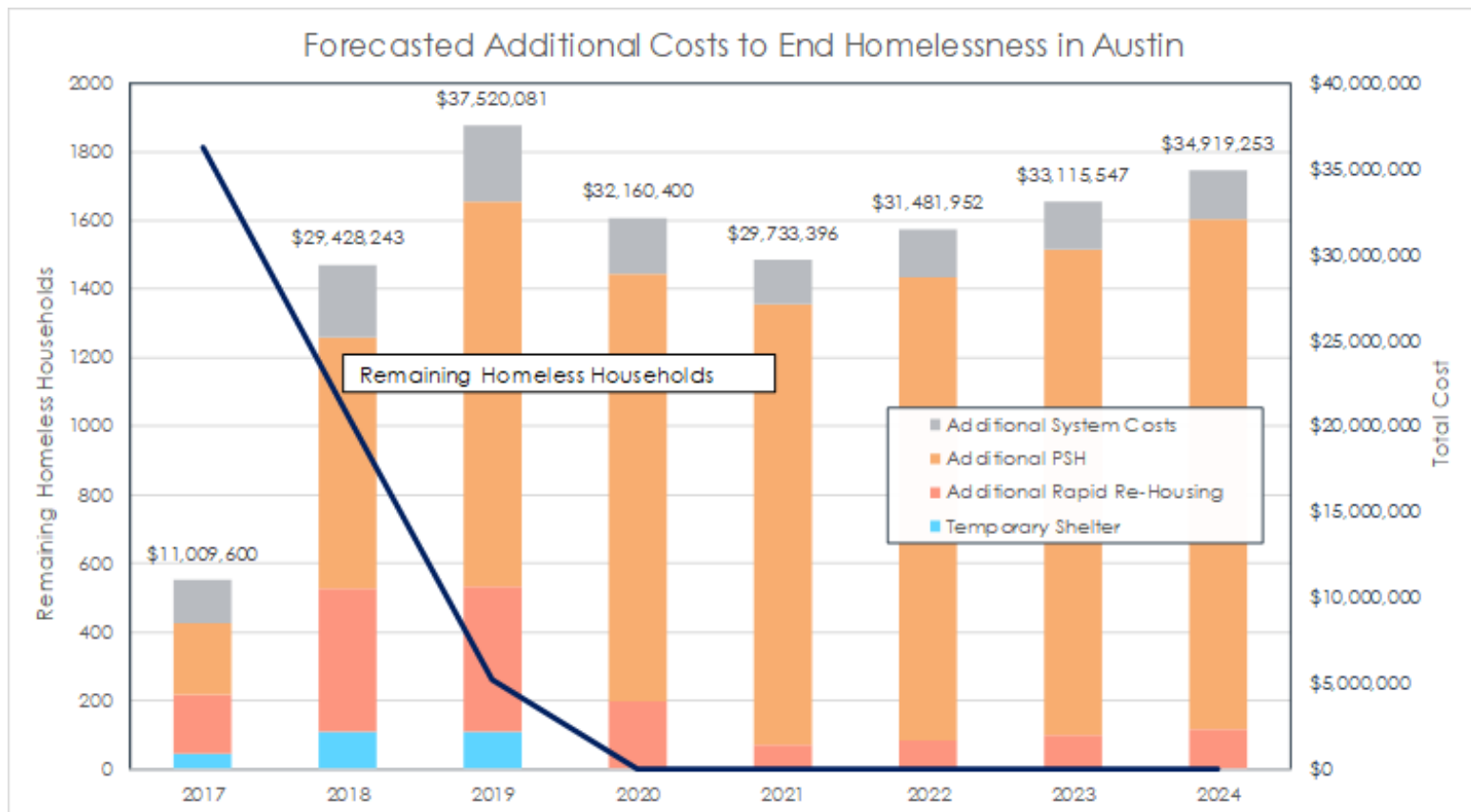
# Community Commitment

- Government
- Nonprofits
- Business
- Faith Community
- Other Institutions
- Community Members
- Foundations

# Estimated Funding Gap

Current system investment: **\$30,155,741** per year

Estimated additional need: **\$30,000,000** per year





# Suggested Actions for the City of Austin

1. Adopt Action Plan to End Homelessness
2. Invite Travis County and private sector to strategize on plan implementation
3. Set local goals to end chronic, youth and family homelessness and invest accordingly
4. Identify dedicated funding streams to implement the plan (e.g. *Pay for Success*, *MMDs*, *TIFs*, *TPIDs*)
5. Support better connection between outreach (e.g. HOST) emergency shelters and Permanent Supportive Housing
6. Rescope ARCH to model shelter transformation



## Suggested Actions for the City of Austin

6. Align and actively manage all City of Austin homelessness contracts - funded with local, state and federal funds - to focus on achieving strong system wide performance
7. Expand housing strategies that incentivize property owners to offer low-barrier affordable rental units
8. Facilitate connection between City-funded programs related to employment, direct financial assistance and education (e.g. WERC) with ECHO partners
9. Finish the work on existing resolutions related to employment, city owned land for housing and shelter and community engagement – all in relation to the Action Plan



For questions contact Ann Howard @  
[annhoward@austinecho.org](mailto:annhoward@austinecho.org)

Ending Community Homelessness Coalition  
[www.austinecho.org](http://www.austinecho.org)

