

EAST AUSTIN NEIGHBORHOOD CENTER UPDATE PROGRAM YEAR 2019

Community Development Commission

September 10, 2019

Juan Garcia, Program Manager, East Austin Neighborhood Center



East Austin Neighborhood Center

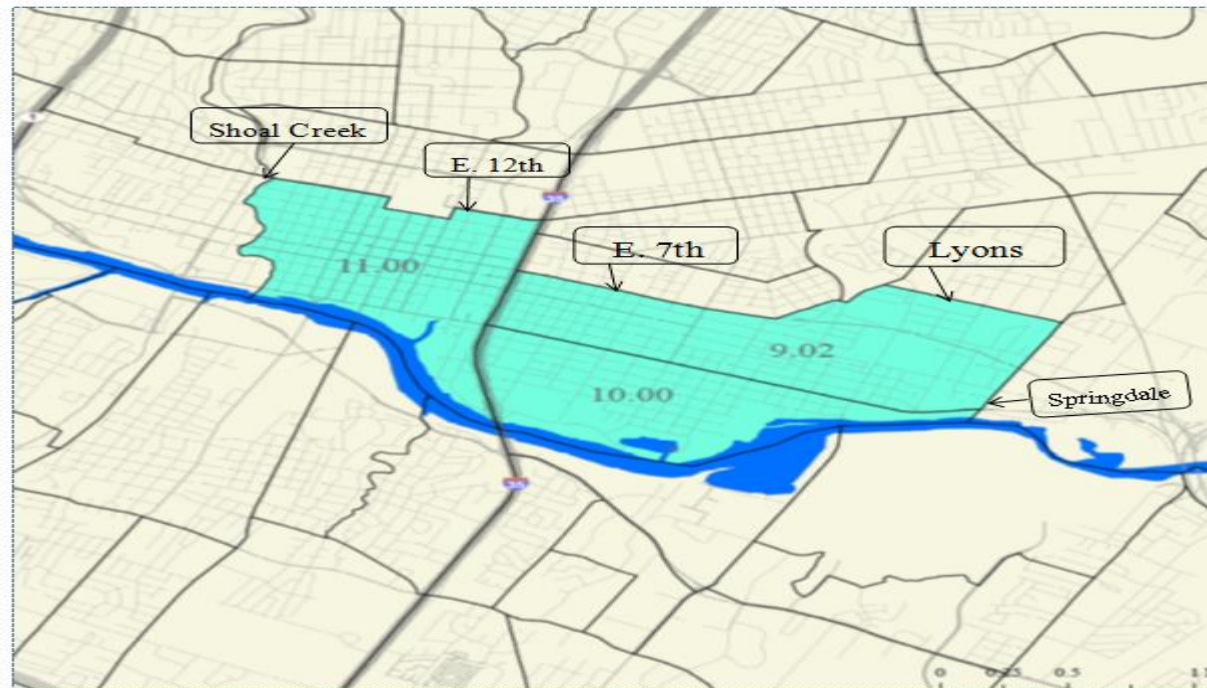
- One of six Neighborhood Centers that provide basic need services to individuals and families in the Austin and Travis County area.
- East Austin Staffs the Montopolis Center 2 days of the week (T-TH).
- All services provided are free of charge.

East Austin Neighborhood Center (cont.)

- Some services require financial eligibility screening.
- Center hours are Monday-Thursday 8:00 a.m.-6:00 p.m.
- Fridays 8:00 a.m.-12:00 p.m.

East Austin Neighborhood Center

- West Boundary – Shoal Creek
- North Boundaries - E 12th - East 7th – Lyons St.
- East Boundary – Springdale
- South Boundary – Town lake



Service Mix

- Basic Needs Services
- Social Services
- Health Services
- Information and Referral

Service Mix

- Basic Needs Services
 - Food distributions
 - Distributions site for the Food Bank
 - Partnerships for food recovery programs with: Wheatsville, HEB, Whole foods
 - Healthy Options Program for the Elderly (HOPE)
 - Baby Clothes distributions
 - Seasonal Distributions
 - Fans
 - Coats for Kids

Service Mix

- Basic Services (continued)
 - Child Safety Seat Education
 - Blue Santa Applications
 - Annual Health Fair

- Basic Needs Services requiring financial eligibility screening
 - Rent and Utility assistance
 - Transportation

Service Mix

- Social Services
 - Self Sufficiency Case management focused on assisting people transition out of poverty - budgeting, job search assistance, job coaching
 - Short term counseling – Quality of life
 - Assistance applying for other benefits
DHS SNAP program

Service Mix

- Health Services
 - Health Screenings
 - Diabetes Case Management
 - Pregnancy Tests
 - Flu Shots (Fall)

Service Mix

- Information and Referral
 - Referral to other agencies, clinics, and other health organizations

Program Year to date Results

- **135** unduplicated persons received direct funded CSBG services.
- **8,847** unduplicated persons received CSBG supported services (primarily through the distribution programs).

Demographics (Direct Funded Services)

➤ Race

| | |
|------------------------------------|-----|
| ❖ Black or African American | 48 |
| ❖ White | 82 |
| ❖ Asian | 1 |
| ❖ Multi-race | 4 |
| | 135 |

Demographics (cont.)

➤ Ethnicity

| | |
|---------------------------------|-----|
| ❖ Hispanic or Latino | 78 |
| ❖ Not Hispanic or Latino | 57 |
| | 135 |

Demographics (cont.)

➤ Age

| | |
|----------------|-----|
| ❖ 0-5 | 17 |
| ❖ 6-13 | 35 |
| ❖ 14-17 | 10 |
| ❖ 18-24 | 8 |
| ❖ 25-44 | 35 |
| ❖ 45-54 | 19 |
| ❖ 55+ | 11 |
| | 135 |

Demographics (cont.)

➤ Education -Adults ages 25+ and over:

| | |
|---------------------------------------|----|
| ❖ 9-12/Non Graduate | 19 |
| ❖ HS Grad/GED | 19 |
| ❖ 12+ Post Secondary | 13 |
| ❖ 2 or 4 Yr. College Graduate | 10 |
| ❖ Grad of other post-secondary | 4 |
| total | 65 |

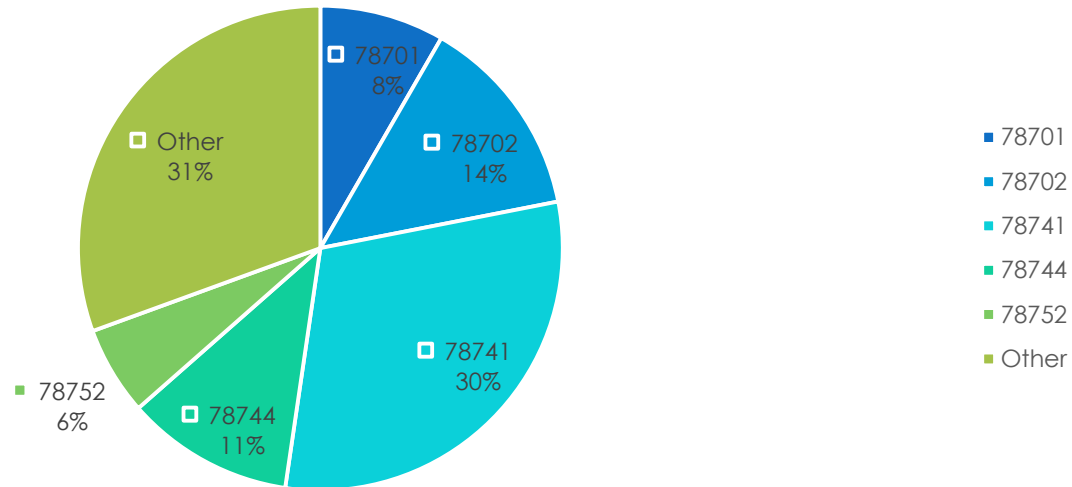
Demographics (cont.)

➤ Household Type

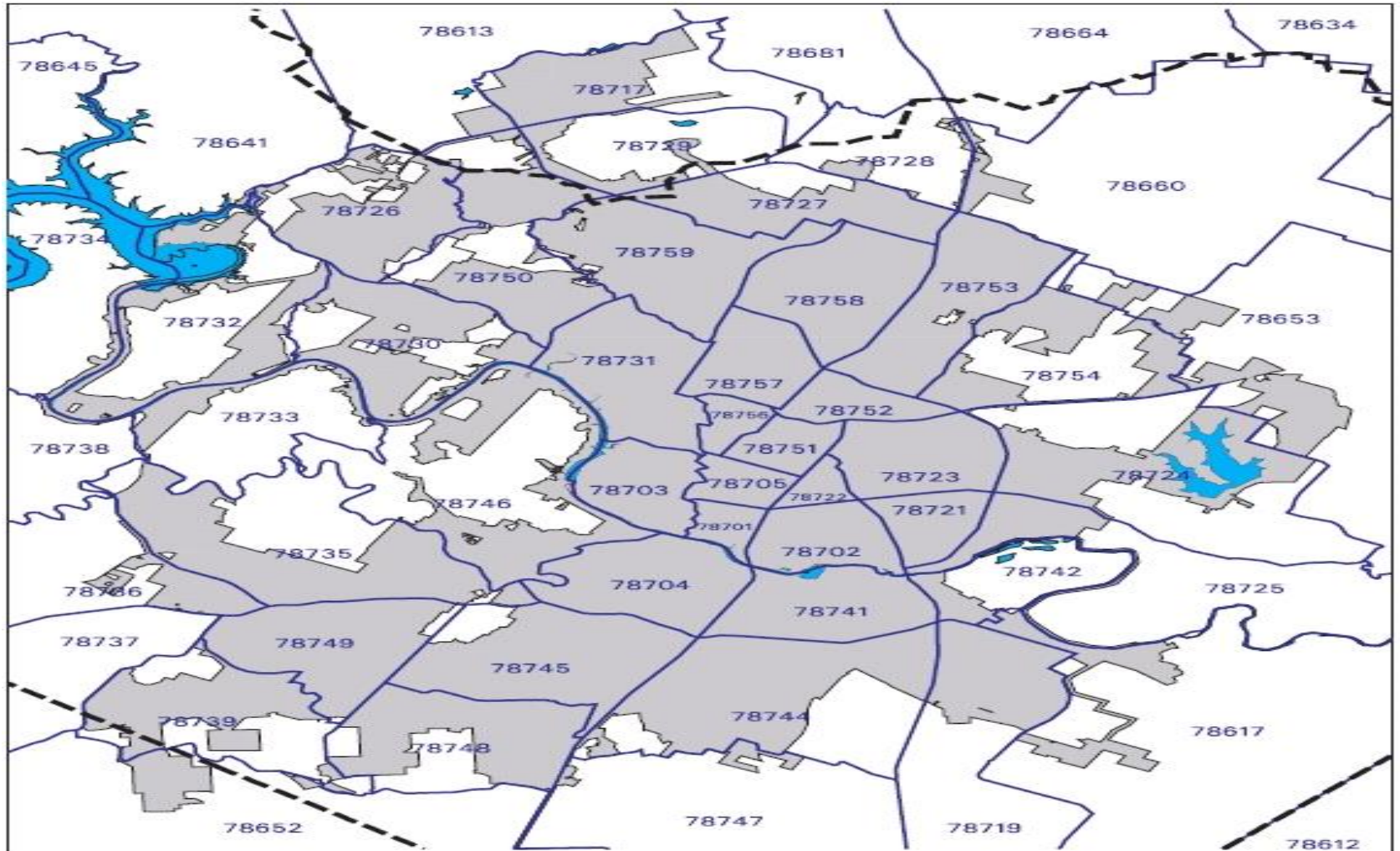
| | |
|------------|----|
| ❖ Own | 3 |
| ❖ Rent | 47 |
| ❖ Homeless | 5 |
| ❖ Other | 2 |
| Total | 57 |

Zip Codes – Direct Funded CSBG Services

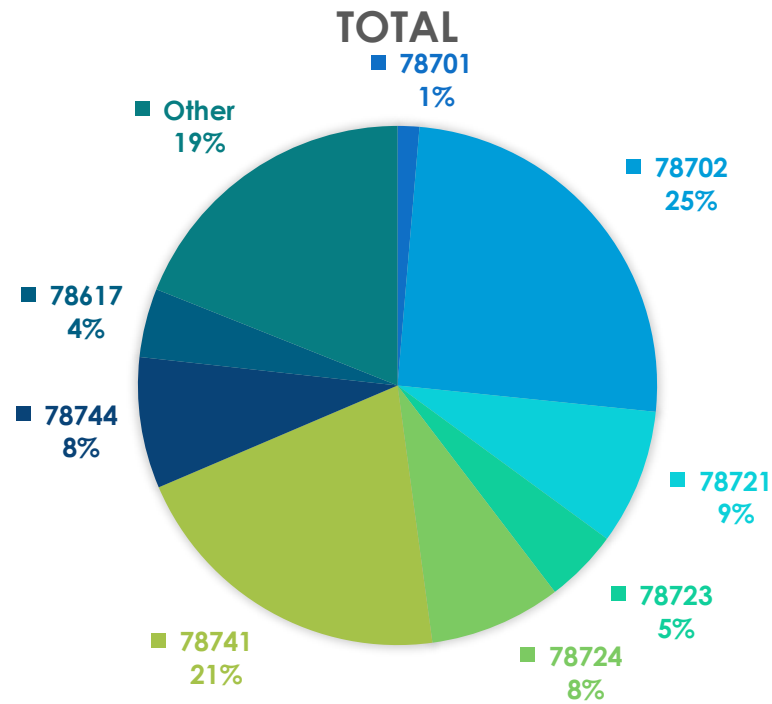
OCTOBER 2018 - JULY 2019
CSBG Services



ZIP Code Map



Food Distribution Zip Codes



Program Year to date Result Highlights

- Number of Individuals that:
 - Transitioned out of Poverty: **8** (goal is 9)
 - Employed and increased wage/salary: **18**
 - Received transportation assistance: **18**
 - Avoided eviction: **11**
 - Received Rent Assistance: **16**

Program Year to date Result Highlights (Continued)

- Number of Individuals that:
 - Received Food assistance: **6,445**
 - Received baby clothing assistance: **1,701**
 - Public Health Nurse Services: **381**

Case Management/Self Sufficiency Success Story

- Unemployed 35 year old single mother of 2 (ages 3 & 9). Received assistance with:
 - Rent
 - Obtaining childcare
 - employment support
 - financial coaching
 - supportive counseling
 - transportation and food assistance

Success Story (Continued)

- Obtained full-time stable employment with the state;
- Was recalled to her temporary/seasonal job;
- Went back to finish her associate degree in accounting;
- Transitioned out of poverty with stable employment, housing, and a plan for career advancement.

A photograph of a piece of white lined paper with the word "Questions?" written in a large, black, cursive script. A black marker is positioned at the bottom right of the word, with a curved line drawn underneath it. The paper has vertical blue lines. A red horizontal line is visible at the top of the page.

Questions?