

Community Services Block Grant (CSBG) 2020 Community Action Plan and Budget Community Development Commission

October 8, 2019

Angel Zambrano, Manager,
Neighborhood Services Unit



Public Hearing Requirements

- The proposed estimated 2020 CSBG Budget and Community Action Plan performance activities are distributed and public comment is solicited. The proposed activities as described in the Budget and Community Action Plan are in accordance with the Community Services Block Grant Act.
- The CSBG Act states the purpose is “to provide assistance to States and local communities, working through a network of community action agencies and other neighborhood-based organizations, for the reduction of poverty, the revitalization of low-income communities, and the empowerment of low-income families and individuals in rural and urban areas to become fully self-sufficient”

Community Action Plan Components

1. Top 5 Needs
2. Poverty Rates
3. Provision of Nutritious Foods
4. Case Management Services
5. Gaps in Services & Performance
Targets
6. Service Locations

Top 5 Needs*

1. Housing
2. Health
3. Employment
4. Basic Needs
5. Education

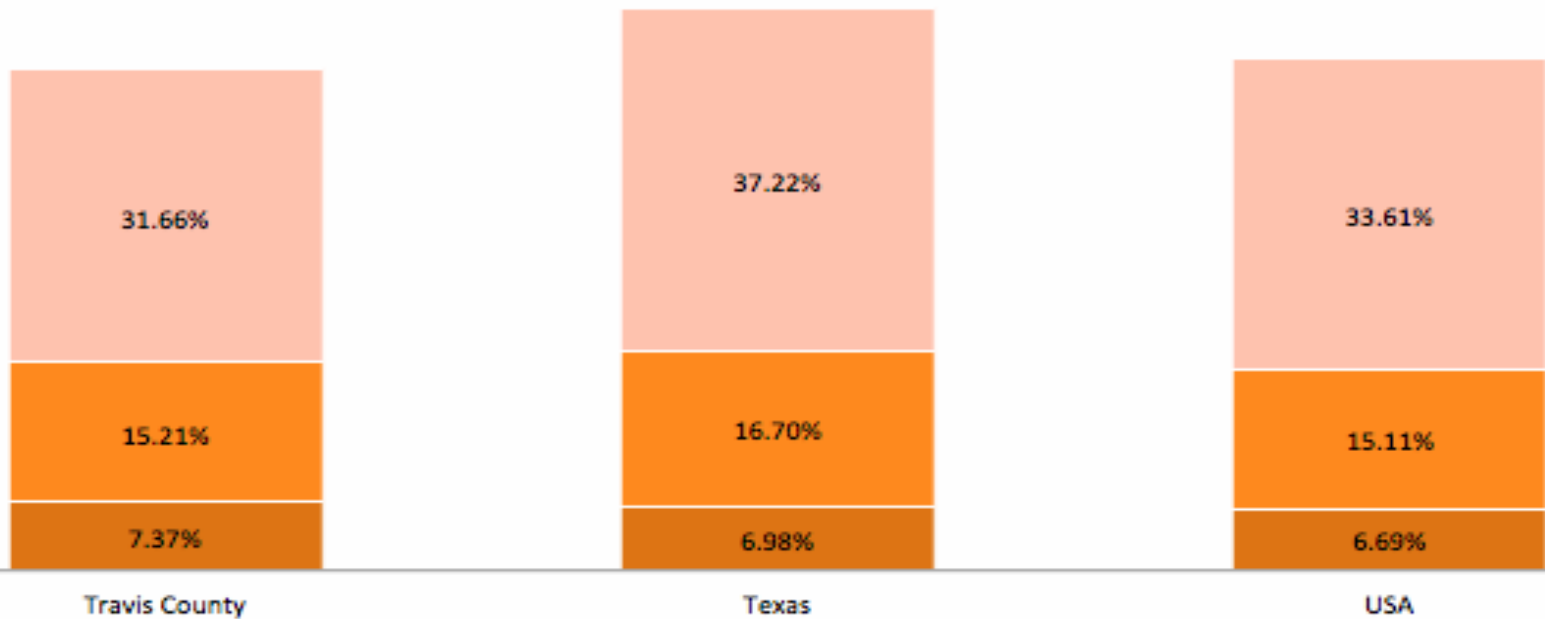


*Ranked in order of importance according to 2019 CSBG Needs Assessment

Poverty Rates

Percent of Population in Poverty by Levels

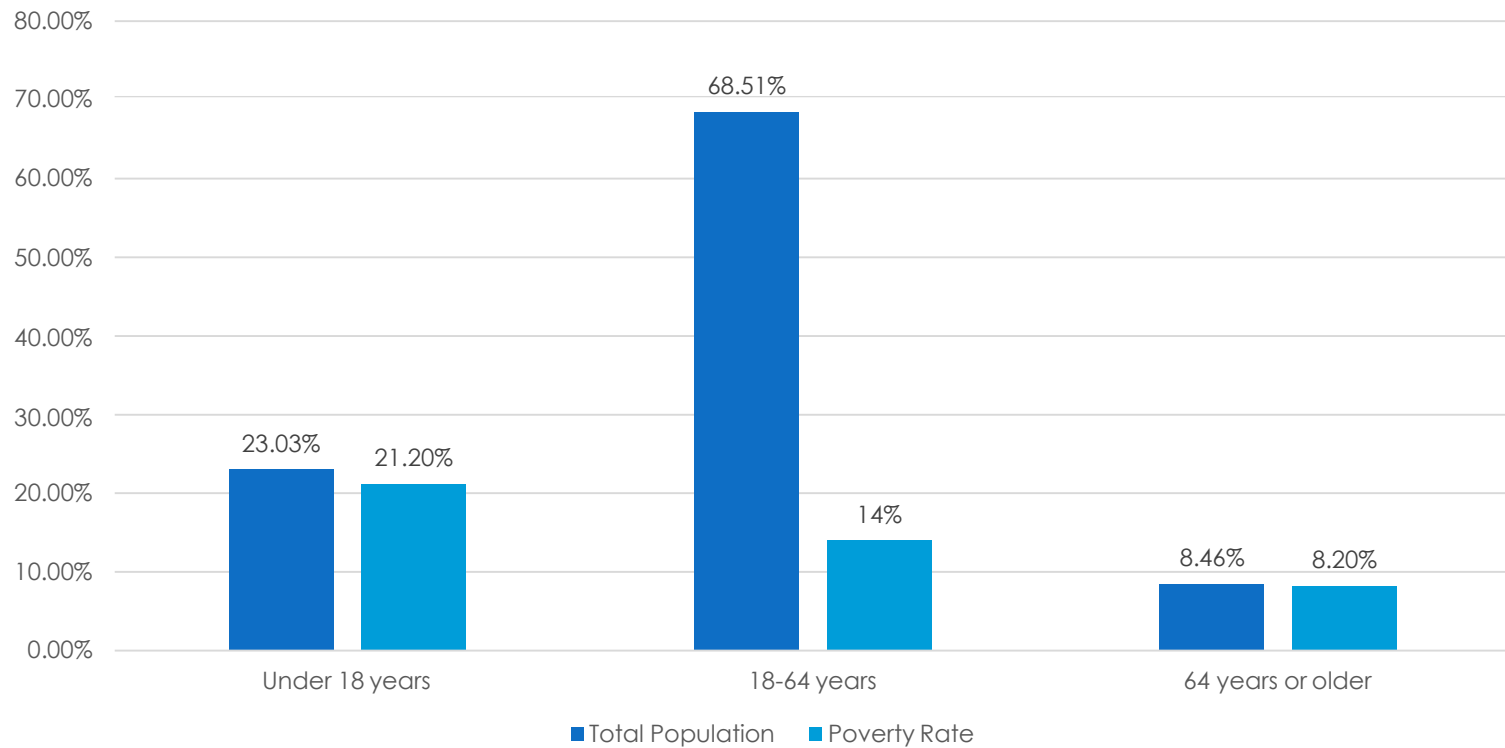
- Percent of Population in Deep Poverty (50% of FPL)
- Percent of Population Below Poverty (100% of FDL)
- Percent of Population Near Poverty (200% above FPL)



Data Source 2012-2016 ACS 5-Year Estimates

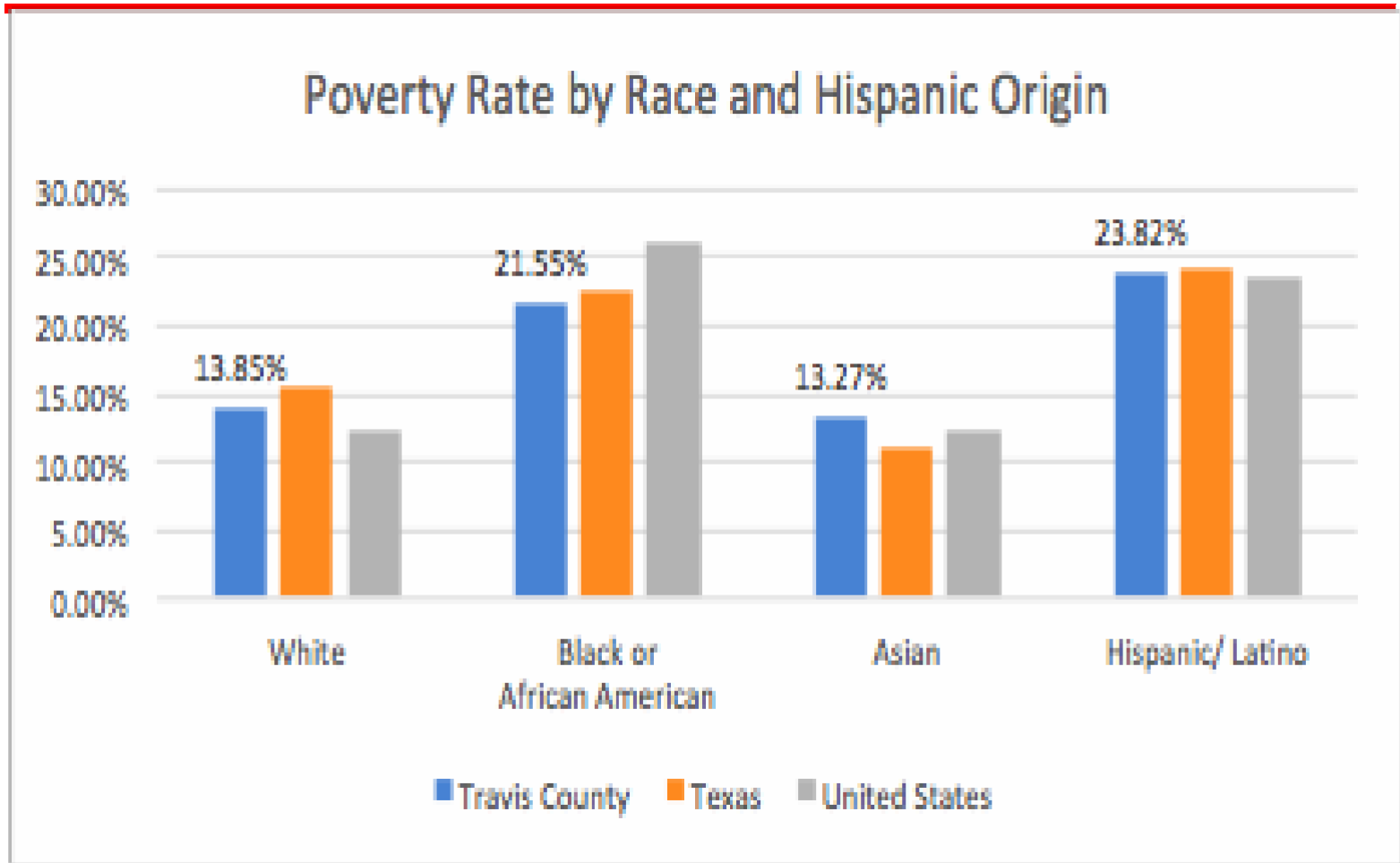
Poverty Rates

Age Distribution of Travis County Population



Data Source 2012-2016 ACS 5-Year Estimates, Tables S1703

Poverty Rates



Data Source 2012-2016 ACS 5-Year Estimates

Provision of Nutritious Foods

- Food Pantry Services
- Fresh Food for Families
- Healthy Options Program for the Elderly
- Mobile Food Pantry
- Food Recovery Programs



Case Management Services

Self Sufficiency Case Management

- Assistance to help clients achieve and maintain incomes above 125% of the FPIL (Federal Poverty Income Limits) for at least 90 days.

Includes:

- Assessment and Service Plan
- Employment support – Job search assistance, job readiness, job retention services
- Linkage to education and training, other social services
- Housing assistance, transportation
- Crisis intervention and short term counseling
- Budgeting and financial counseling

Services provided by licensed social workers.

National Performance Indicators

Housing Gap

- ❖ Safe and Affordable Housing

Services

- ❖ Housing/Utility Payment Assistance
- ❖ Eviction Prevention

Outcomes

- ❖ Households who Obtain Safe and Affordable Housing
- ❖ Households who Avoided Eviction

National Performance Indicators

Health Gap

- ❖ Lack of Affordable Health and Mental Healthcare

Services

- ❖ Health Services, Screenings and Assessments
- ❖ Reproductive Health Services
- ❖ Nutritious Foods
- ❖ Emergency Hygiene Assistance

Outcomes

- ❖ Individuals who Demonstrated Improved Physical Health and Well-Being.
- ❖ Individuals who Improved Skills Related to the Adult Role of Parents/Caregivers.
- ❖ Seniors, Individuals with Disabilities and Chronic Illnesses who Maintained an Independent Living Situation.

National Performance Indicators

Employment Gaps

- ❖ Lack of Affordable Child Care
- ❖ Lack of Reliable Transportation
- ❖ Lack of Employment for Persons with Criminal Backgrounds

Services

- ❖ Job Search
- ❖ Career Counseling
- ❖ Employment Supports

Outcomes

- ❖ Number of Unemployed Adults who Obtained Employment
- ❖ Number of Case Managed Adults who Increased Income and/or Benefits
- ❖ Number of Persons who Achieve and Maintain Incomes Above 125% of the FPIL for at least 90 days.

National Performance Indicators

Basic Needs Gaps

- ❖ Lack of Sufficient Support Services to Meet Basic Needs

Services

- ❖ Nutrition and Food
- ❖ Benefit Coordination and Advocacy (SNAP)
- ❖ Financial Coaching/Counseling
- ❖ Bus Passes
- ❖ Referrals and Linkages

Outcomes

- ❖ Seniors, Individuals with Disabilities and Chronic Illnesses who Maintained an Independent Living Situation.
- ❖ Individuals who Report Improved Financial Well-Being.

National Performance Indicators

Education Gap

- ❖ Lack of Educational Opportunities for Persons with Low Incomes

Services

- ❖ Basic Education Classes (ACC)
- ❖ Referrals and Linkages

Outcomes

- ❖ Adults who Demonstrate Improved Basic Education.
- ❖ Individuals Obtain a Recognized Credential, Certificate, or Degree Relating to the Achievement of Educational or Vocational Skills.

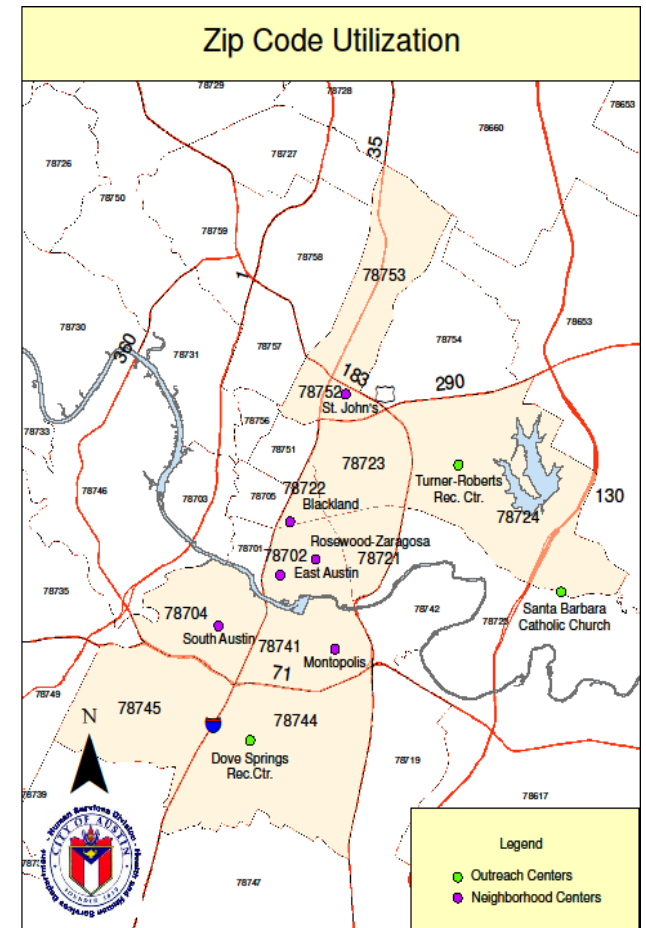
Service Locations

Neighborhood Centers

- Blackland
- East Austin
- Montopolis
- Rosewood Zaragosa
- St. John
- South Austin

Outreach Sites

- Turner Roberts Recreation Center
- Dove Springs Recreation Center
- Santa Barbara Catholic Church



Programs and Services

Current Expansion

- Online Application Process
- Austin Fire and EMS Partnership
- Montopolis Recreation and Community Center

Proposed Expansion

- Dove Springs Neighborhood Center
- Satellite Locations

Funding Allocation

2019 Allocation

\$1,102,106

(In August of 2019, we received an additional \$30,576 in CSBG Discretionary Funds for direct client financial assistance)

2020 Allocation

\$1,102,106

Budget

Personnel

Funded

- 2 Program Managers
- 8 Community Workers
- 4 Social Workers

Budget

Other

- Bus Passes – Transit Empowerment Fund (CSBG funded)
- Gift Cards – Employment Support – for gas, work clothes/boots, tools (CSBG funded)

QUESTIONS

Contact:

Angel Zambrano, *Manager*,
APH Neighborhood Services Unit

Office: 512-972-6750

Angel.Zambrano@austintexas.gov