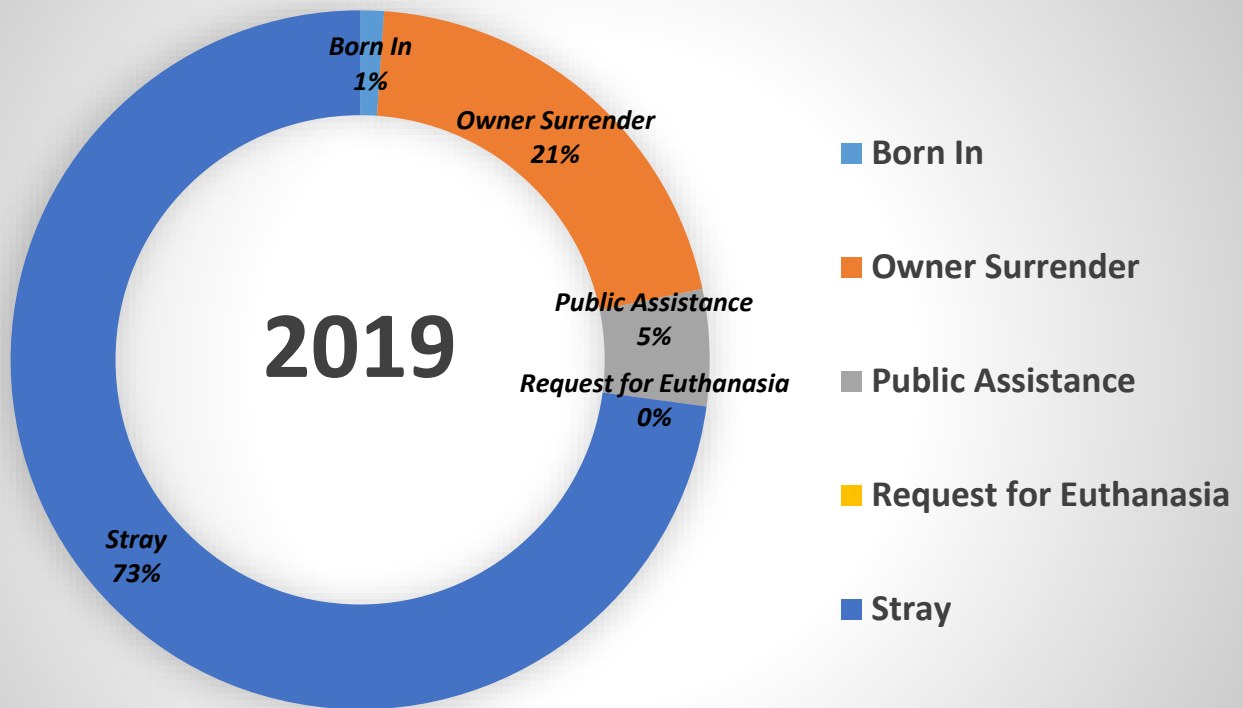


# *2019 Fiscal Year Report*

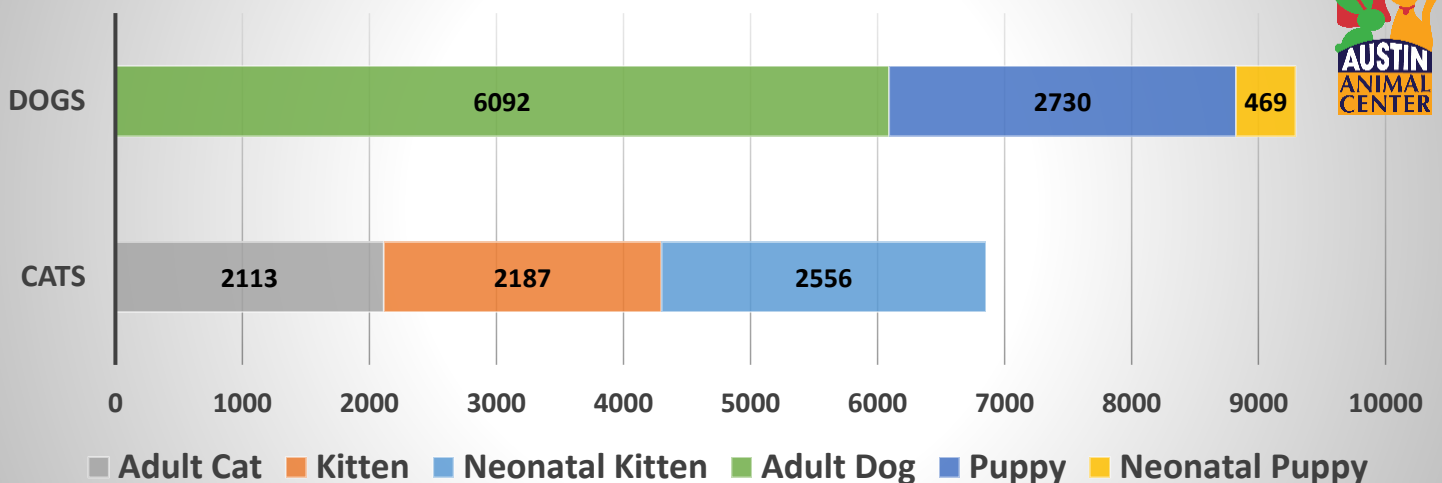


# Austin Animal Center Fiscal Year 2019 Intakes

|                               | Neonatal Kitten | Kitten      | Adult Cat   | Neonatal Puppy | Puppy       | Adult Dog   | Total        |
|-------------------------------|-----------------|-------------|-------------|----------------|-------------|-------------|--------------|
| <b>Born In</b>                | 79              | 0           | 0           | 84             | 14          | 0           | <b>177</b>   |
| <b>Owner Surrender</b>        | 141             | 478         | 651         | 94             | 563         | 1407        | <b>3334</b>  |
| <b>Public Assistance</b>      | 9               | 12          | 94          | 26             | 104         | 625         | <b>870</b>   |
| <b>Request for Euthanasia</b> | 0               | 0           | 0           | 0              | 0           | 0           | <b>0</b>     |
| <b>Stray</b>                  | 2327            | 1697        | 1368        | 265            | 2049        | 4060        | <b>11766</b> |
| <b>Total</b>                  | <b>2556</b>     | <b>2187</b> | <b>2113</b> | <b>469</b>     | <b>2730</b> | <b>6092</b> | <b>16147</b> |

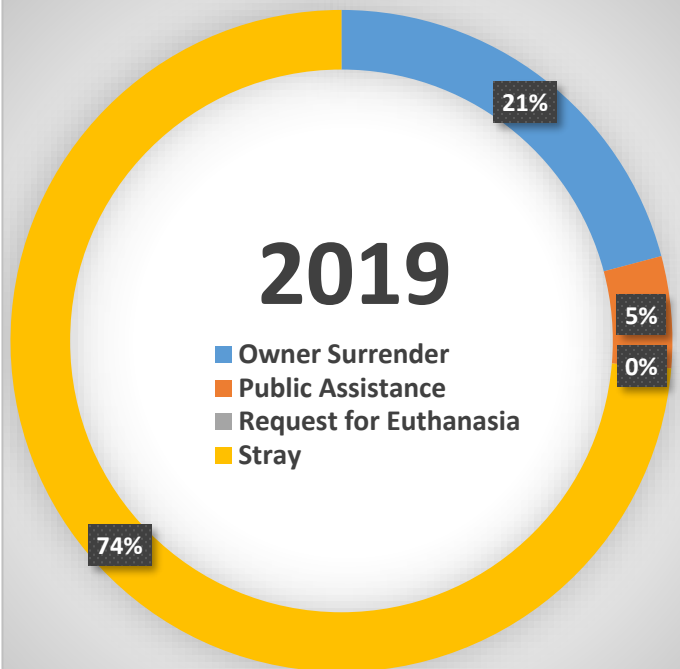
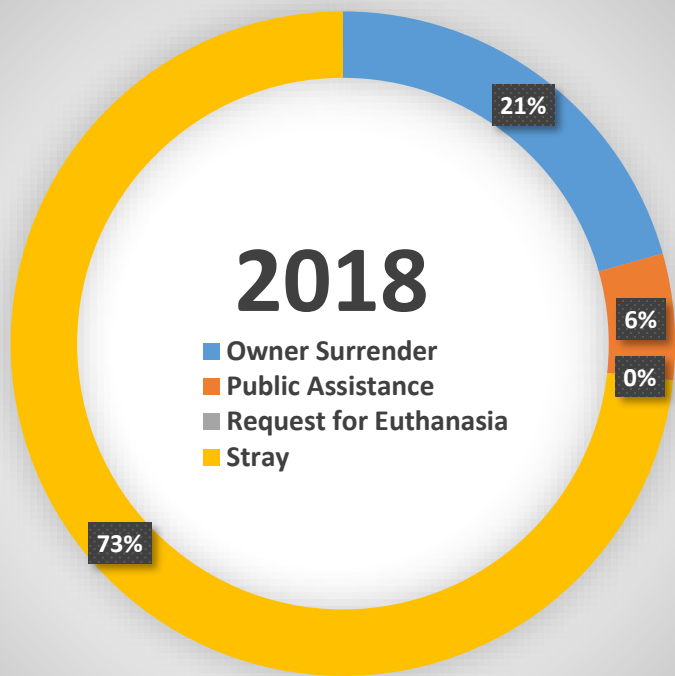


## Intakes by Animal Type & Age

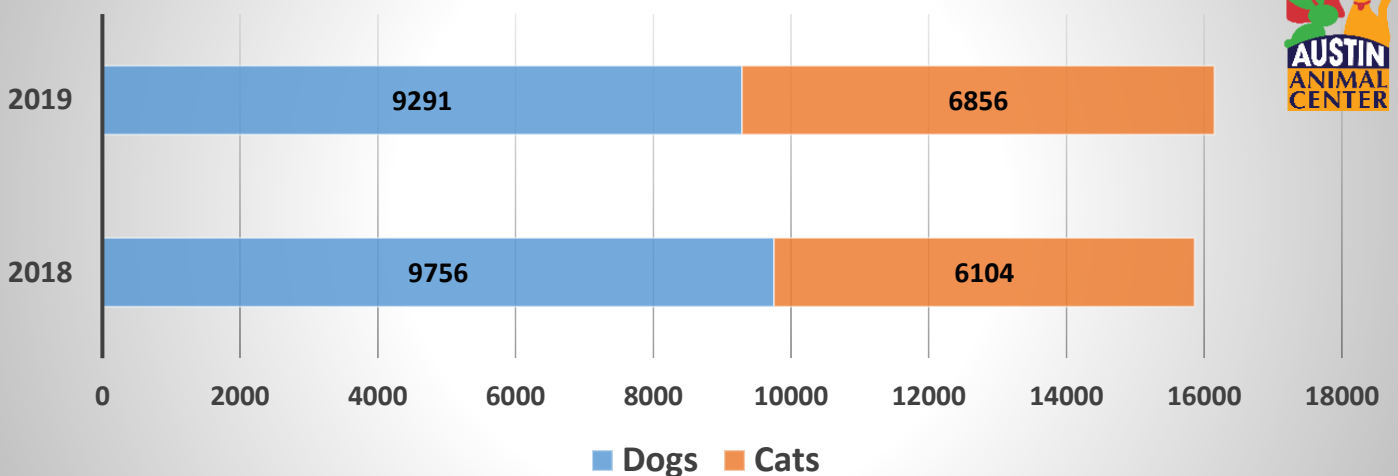


# Austin Animal Center Fiscal Year Comparison Intakes

| 2018        |             |              |                        | 2019        |             |              |
|-------------|-------------|--------------|------------------------|-------------|-------------|--------------|
| Cat         | Dog         | Total        |                        | Cat         | Dog         | Total        |
| 1134        | 2109        | 3243         | Owner Surrender        | 1270        | 2064        | 3334         |
| 135         | 829         | 964          | Public Assistance      | 115         | 755         | 870          |
| 1           | 1           | 2            | Request for Euthanasia | 0           | 0           | 0            |
| 4783        | 6732        | 11515        | Stray                  | 5392        | 6374        | 11766        |
| <b>6104</b> | <b>9756</b> | <b>15860</b> | <b>Total</b>           | <b>6856</b> | <b>9291</b> | <b>16147</b> |

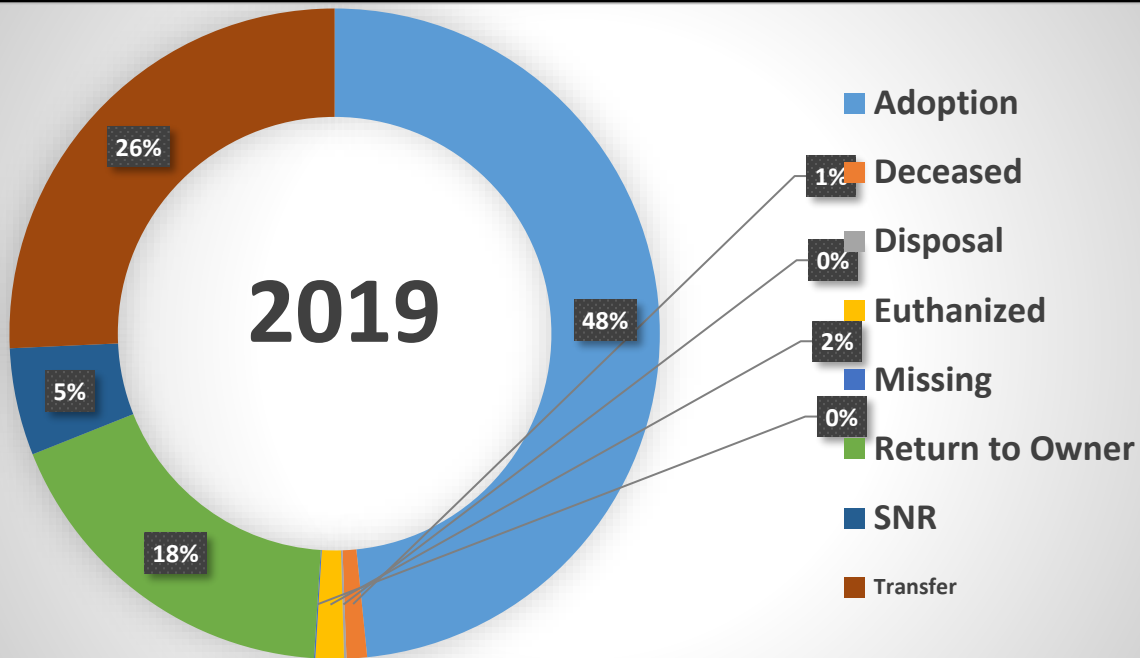


## Intakes by Animal Type & Year

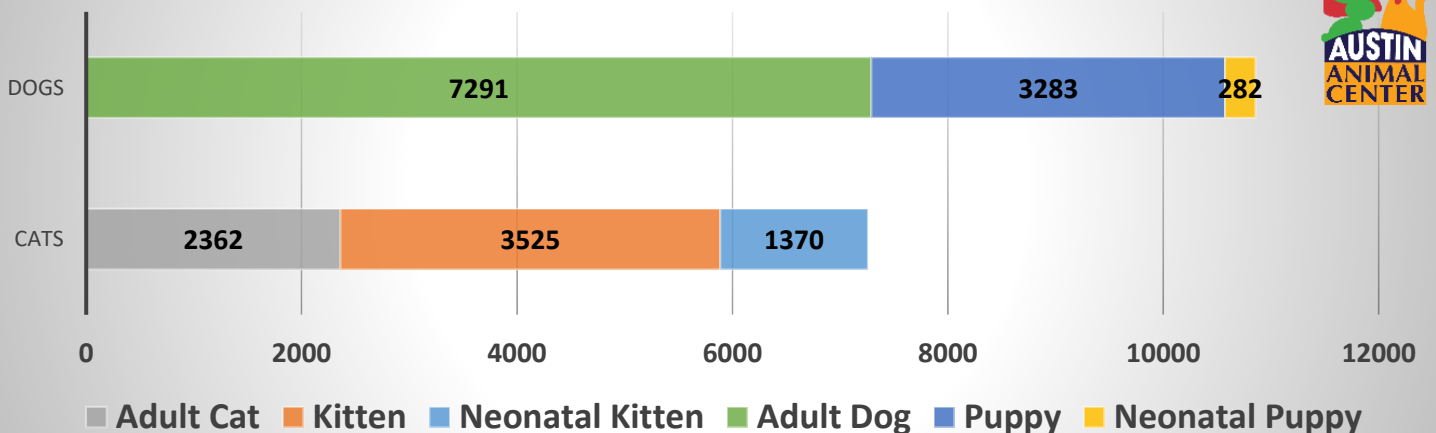


# Austin Animal Center Fiscal Year 2019 Outcomes

|                        | Neonatal Kitten | Kitten      | Adult Cat   | Neonatal Puppy | Puppy       | Adult Dog   | Total        |
|------------------------|-----------------|-------------|-------------|----------------|-------------|-------------|--------------|
| <b>Adoption</b>        | 1               | 2558        | 871         | 3              | 2183        | 3151        | <b>8767</b>  |
| <b>Deceased</b>        | 46              | 56          | 26          | 18             | 19          | 19          | <b>184</b>   |
| <b>Disposal</b>        | 6               | 6           | 2           | 2              | 1           | 5           | <b>22</b>    |
| <b>Euthanized</b>      | 36              | 43          | 73          | 7              | 21          | 75          | <b>255</b>   |
| <b>Missing</b>         | 0               | 2           | 2           | 0              | 1           | 7           | <b>12</b>    |
| <b>Return to Owner</b> | 7               | 45          | 310         | 34             | 345         | 2508        | <b>3249</b>  |
| <b>SNR</b>             | 1               | 331         | 634         | N/A            | N/A         | N/A         | <b>966</b>   |
| <b>Transfer</b>        | 1273            | 484         | 444         | 218            | 713         | 1526        | <b>4658</b>  |
| <b>Total</b>           | <b>1370</b>     | <b>3525</b> | <b>2362</b> | <b>282</b>     | <b>3283</b> | <b>7291</b> | <b>18113</b> |

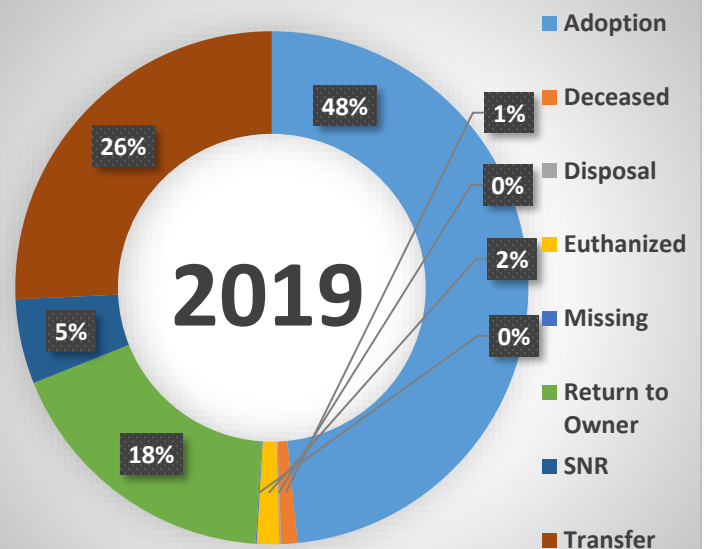
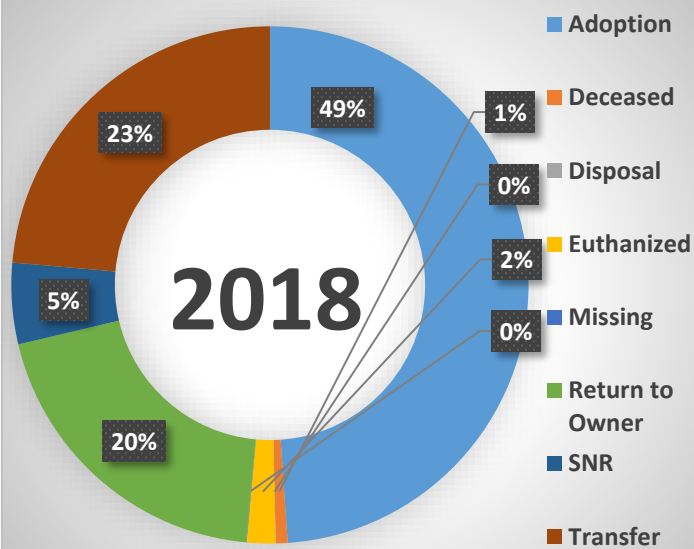


## Outcome by Animal Type & Age

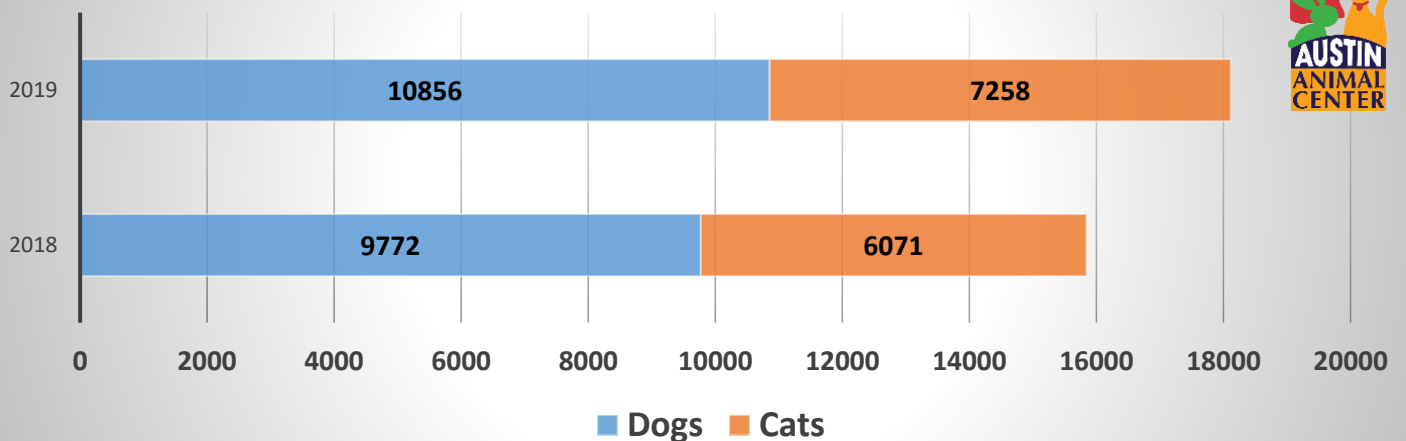


# Austin Animal Center Fiscal Year Comparison Outcomes

| 2018        |             |              |                 | 2019        |              |              |
|-------------|-------------|--------------|-----------------|-------------|--------------|--------------|
| Cat         | Dog         | Total        |                 | Cat         | Dog          | Total        |
| 2973        | 4775        | 7748         | Adoption        | 3430        | 5337         | 8767         |
| 87          | 30          | 117          | Deceased        | 128         | 56           | 184          |
| 0           | 0           | 0            | Disposal        | 14          | 8            | 22           |
| 195         | 90          | 285          | Euthanized      | 152         | 103          | 255          |
| 4           | 1           | 5            | Missing         | 4           | 8            | 12           |
| 347         | 2795        | 3142         | Return to Owner | 362         | 2887         | 3249         |
| 804         | N/A         | 804          | SNR             | 967         | N/A          | 967          |
| 1661        | 2081        | 3742         | Transfer        | 2201        | 2457         | 4658         |
| <b>6071</b> | <b>9772</b> | <b>15843</b> | <b>Total</b>    | <b>7258</b> | <b>10856</b> | <b>18114</b> |

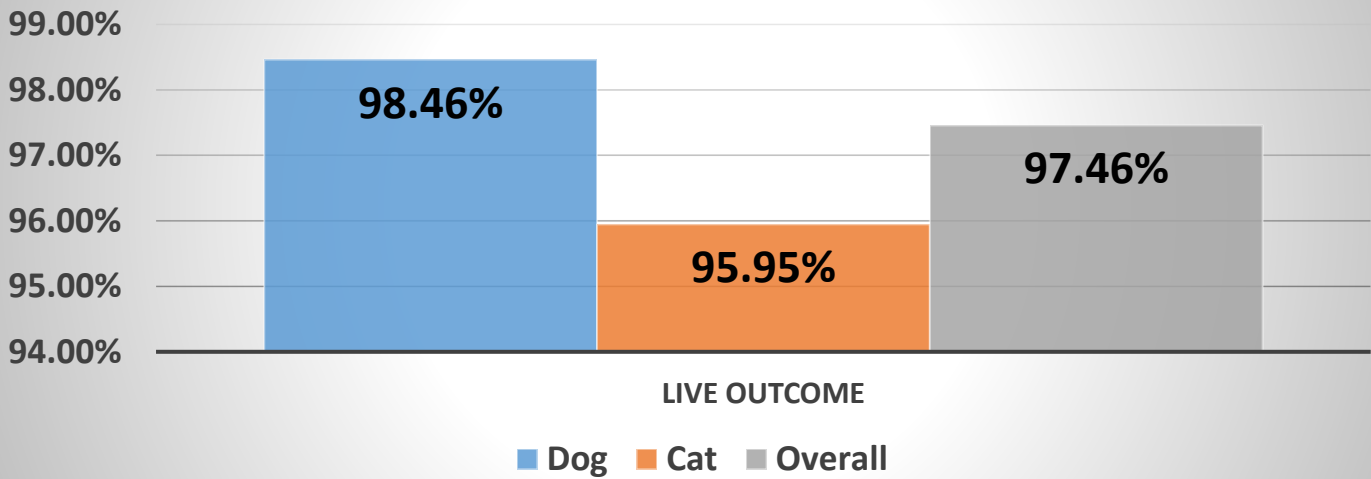


## Outcomes by Animal Type & Year

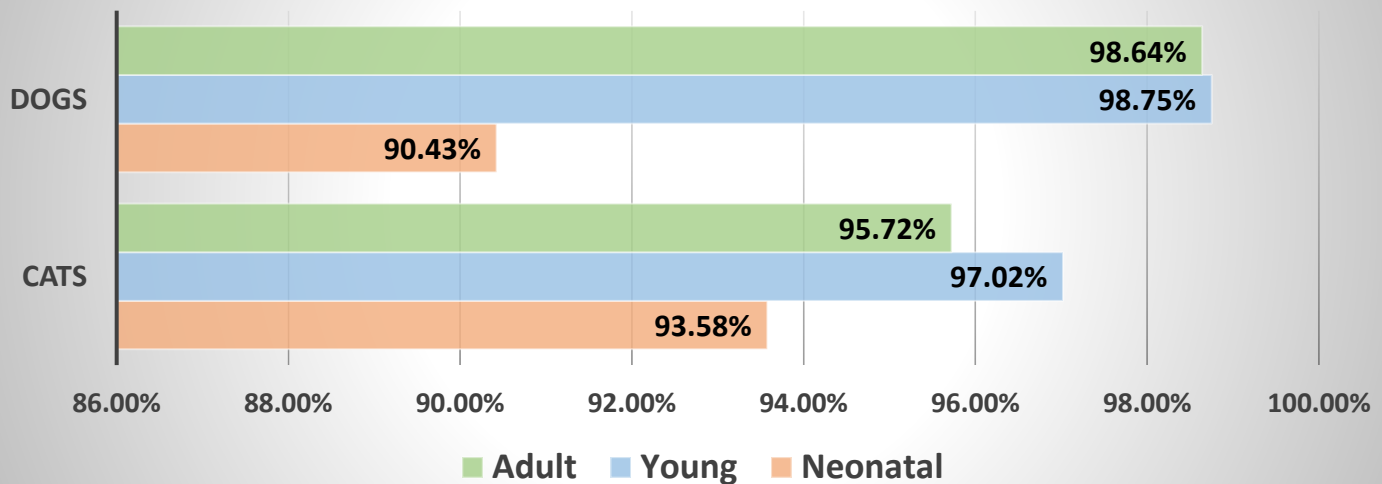


# Austin Animal Center Fiscal Year 2019 Live Outcomes

## FY19 Live Outcome %



## Live Release Rates by Age



## Live Release Rates by Animal Type & Year

