



OFFICE OF POLICE OVERSIGHT



Staff Briefing on the Analysis of APD Racial Profiling Data

Community Development Commission

Maya Guevara, Community Engagement Specialist- Office of Police Oversight

Maya.Guevara@austintexas.gov

March 10, 2020



Website: ATXPoliceOversight.org



Phone: (512) 972-20PO
or (512) 972-2676



ATXPoliceOversight



ATX_OPO



OFFICE OF
POLICE OVERSIGHT



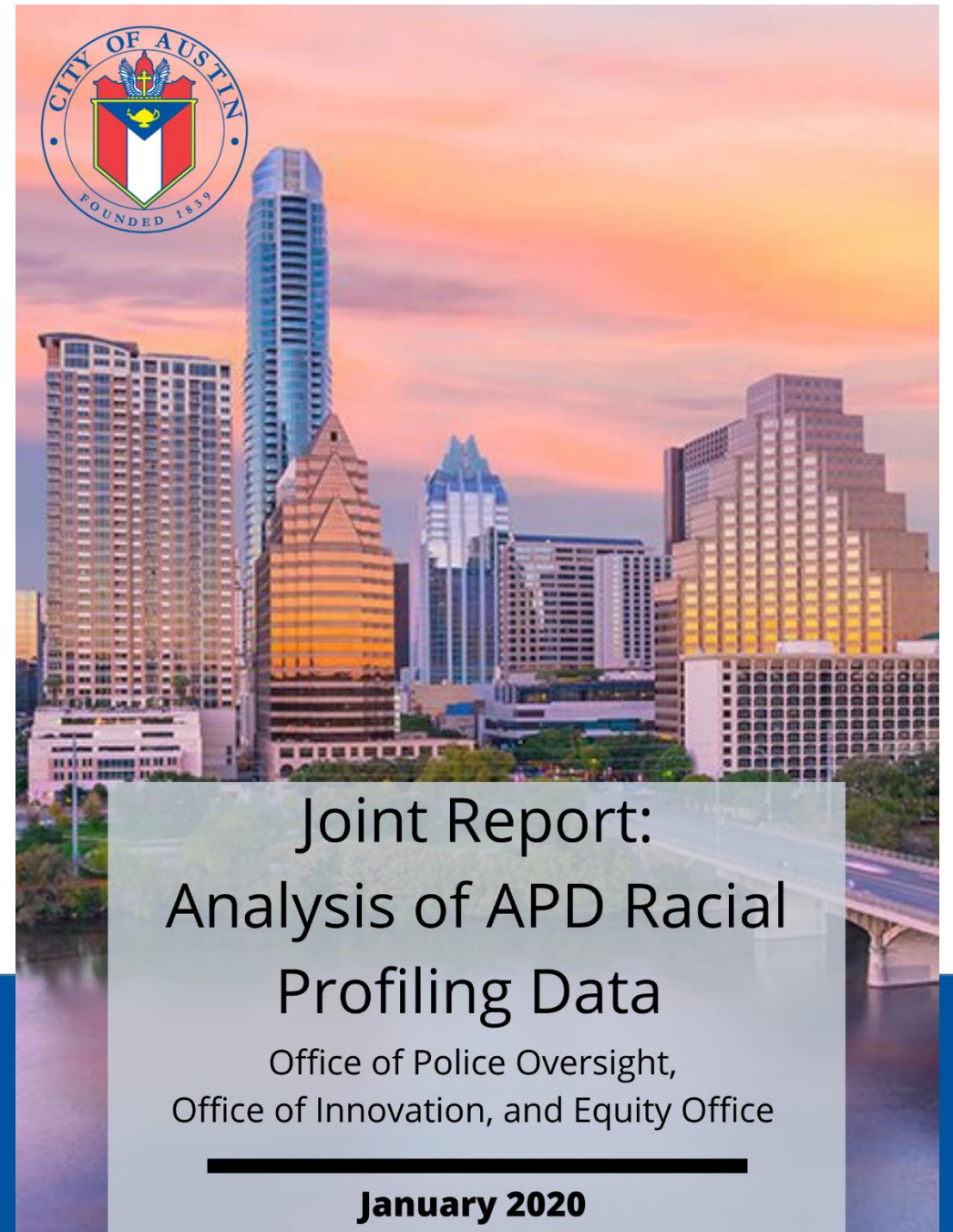
Joint Report: Analysis of APD's Racial Profiling Data

Report Overview

- The Office of Police Oversight, the Office of Innovation, and the Equity Office reviewed Austin Police Department (APD) data of motor vehicle stops from 2015- 2018. This report was developed in order to align with the City of Austin's Strategic Direction 2023 (SD23).
- This report utilizes census voting age population data to examine how outcomes of police action vary for people of different racial/ethnic groups.

SD23: Fair Administrative of Justice

Develop and act on recommendations to ensure that all community members are treated fairly and equitably in the enforcement of laws and the adult and juvenile justice systems, whether they are defendants or victims of crime.



Joint Report: Analysis of APD Racial Profiling Data

Office of Police Oversight,
Office of Innovation, and Equity Office

January 2020

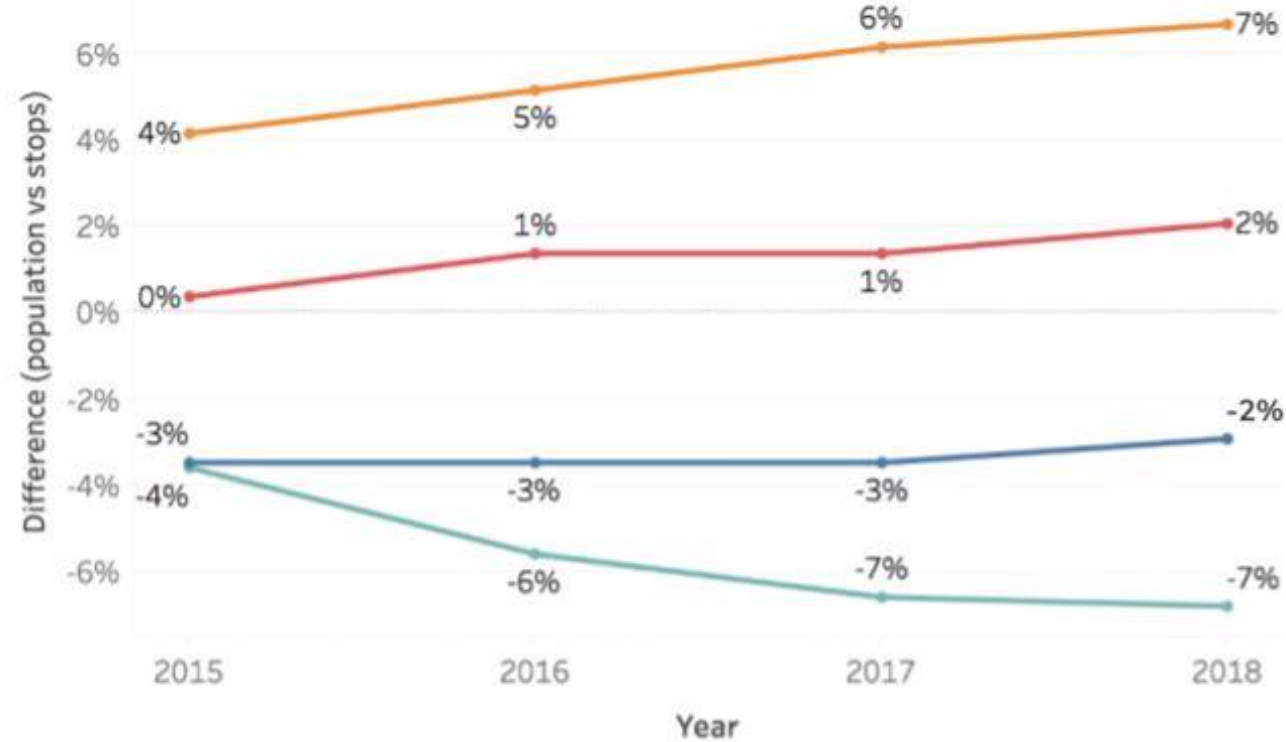
Racial Disparity 2018

- Black/African Americans are the most overrepresented group in motor vehicle stops, making up 15% of stops, 25% of arrests resulting from stops, but only 8% of Austin's adult population
- Hispanic/ Latinos make up 33% of motor vehicle stops, 43% of arrests resulting from stops, but make up 31% of Austin's adult population

Table 1: Disproportionality by race/ethnicity of all motor vehicle stops⁴
(2018 Motor Vehicle Stops by Race/Ethnicity versus 2010 City of Austin Voting Age Population)

Race	# of APD Motor Vehicle Stops	Police Motor Vehicle Stops % of total	City of Austin Over 18 Population (2010)	City of Austin Over 18 Population % of population	Difference (population vs stops)
Asian	4,387	4%	39,777	6%	-2%
Black/African American	17,754	15%	48,230	8%	7%
Caucasian	57,173	47%	329,500	54%	-7%
Hispanic or Latino	39,946	33%	188,318	31%	2%

Chart 1: Disproportionality by race/ethnicity of all motor vehicle stops trend (2015-2018 Motor Vehicle Stops by Race/Ethnicity versus 2010 City of Austin Voting Age Population)



Race	2015	2016	2017	2018
Asian	3,715	4,270	4,562	4,387
Black or African American	14,753	18,171	19,977	17,754
Caucasian	59,699	66,695	67,347	57,173
Hispanic or Latino	37,702	45,356	44,899	39,946

APD Race Known Analysis

—Data from 2015-2018 shows that Black/African Americans are disproportionately overrepresented in cases when their race is known by officers before the stop compared to cases when their race is not known before the stop.

Race Known?	Asian	Black/African American	Hispanic or Latino	Caucasian
NO - RACE OR ETHNICITY WAS NOT KNOWN BEFORE STOP	4% 4,182	14% 16,331	33% 37,600	47% 53,483
YES - RACE OR ETHNICITY WAS KNOWN BEFORE STOP	2% 117	17% 994	27% 1,592	51% 2,964

Table 3: Racial Disparities between High and Low Discretion Searches (2018 APD Proportions of High Versus Low Discretion Searches by Race for Field Observations, Warnings, Arrests, and Citations (percentage and raw numbers))

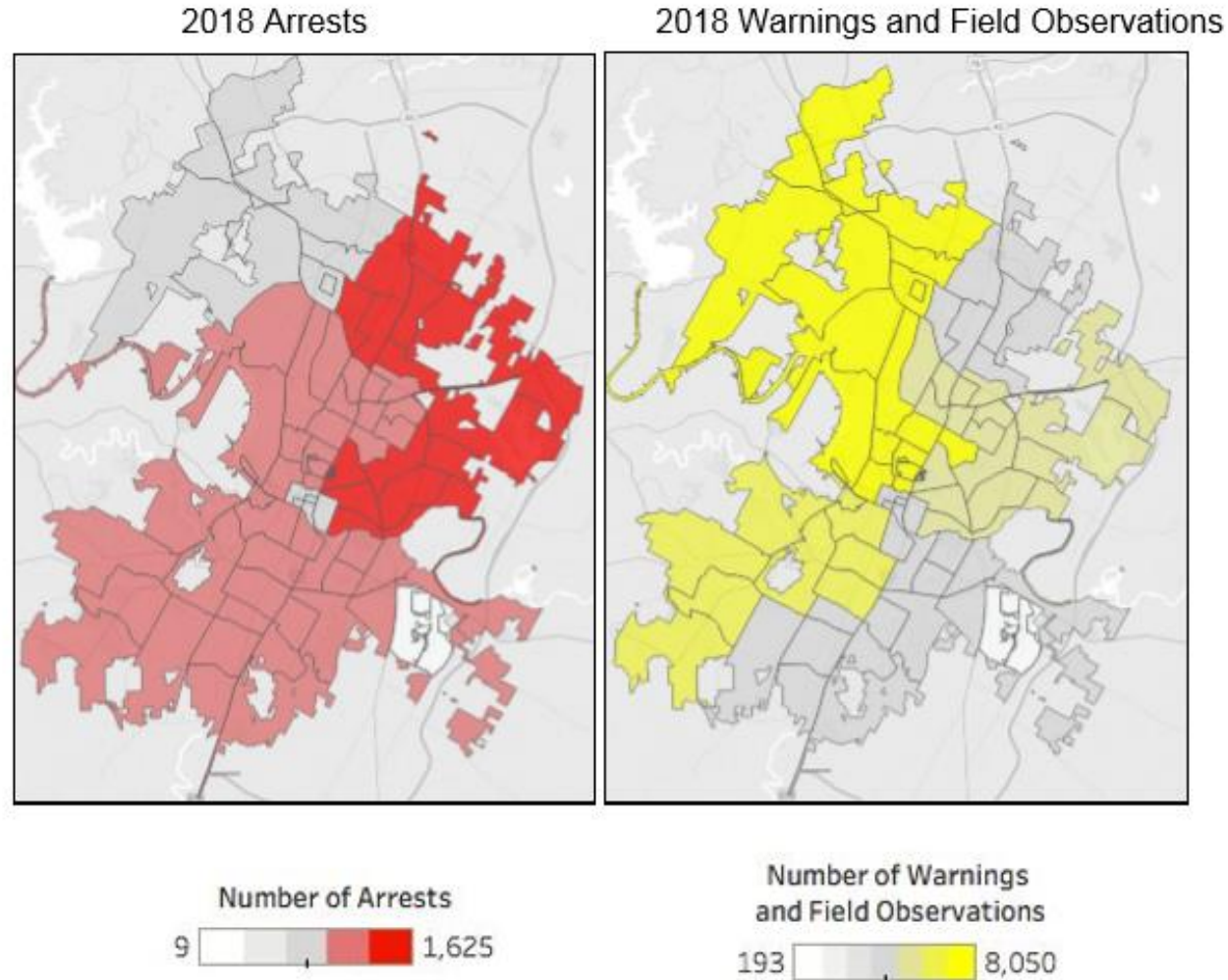
Level of Search Discretion	Asian	Black/African American	Hispanic/Latino	Caucasian
High	23.9% 34	50.3% 1,544	40.0% 2,206	29.3% 1,084
Low	76.1% 108	49.7% 1528	60.0% 3,308	70.7% 2,620

Additional Analysis

- Commuting habits cannot explain the disproportional representation of Black/African Americans in motor vehicle stops.
 - Commuting habits are similar across race
- The share of Black/African Americans is lower in the metro region than in Austin
 - The share of the metro region population does not explain the overrepresentation in APD's motor vehicle stops

Geographic Analysis

Map 2 and 3: 2018 Motor Vehicle Stops Resulting in Arrests and Warnings and Field Observations



Recommendations

The report outlines a list of recommendations for APD where disparities exist:

- Acknowledgement
 - A call for APD to acknowledge the existence and worsening of racial disparities in Austin
- Accountability
 - Eliminate racial disparities by 2023
 - Implicit bias testing in hiring of APD
 - Racial equity training for all staff
 - Appropriate interventions for high-risk or offending officers
- Training
 - Racial History of Policing Curriculum
 - Ongoing racial equity training

Community Engagement

THE OFFICE OF POLICE OVERSIGHT, OFFICE OF INNOVATION,
AND THE EQUITY OFFICE PRESENT:

A COMMUNITY CONVERSATION: RACE & POLICING IN AUSTIN

February 22, 2020 | 10AM to 12PM

North Austin YMCA

1000 W Rundberg Ln, Austin TX 78758

Doors open 9:30AM

Food and coffee provided

- Learn about the current data on racial disparities in police interactions in Austin
- Share your feedback with City of Austin staff and the Austin Police Department regarding the Analysis of APD Racial Profiling Data report
- Provide input on creating meaningful action and solutions to address racial inequity in Austin's law enforcement

RSVP: www.oposeries.eventbrite.com

Spanish interpretation will be available.
To request accommodations or
interpretation in other languages, please
call 311.





OFFICE OF
POLICE OVERSIGHT



Questions



ATX_OPO



ATXPoliceOversight