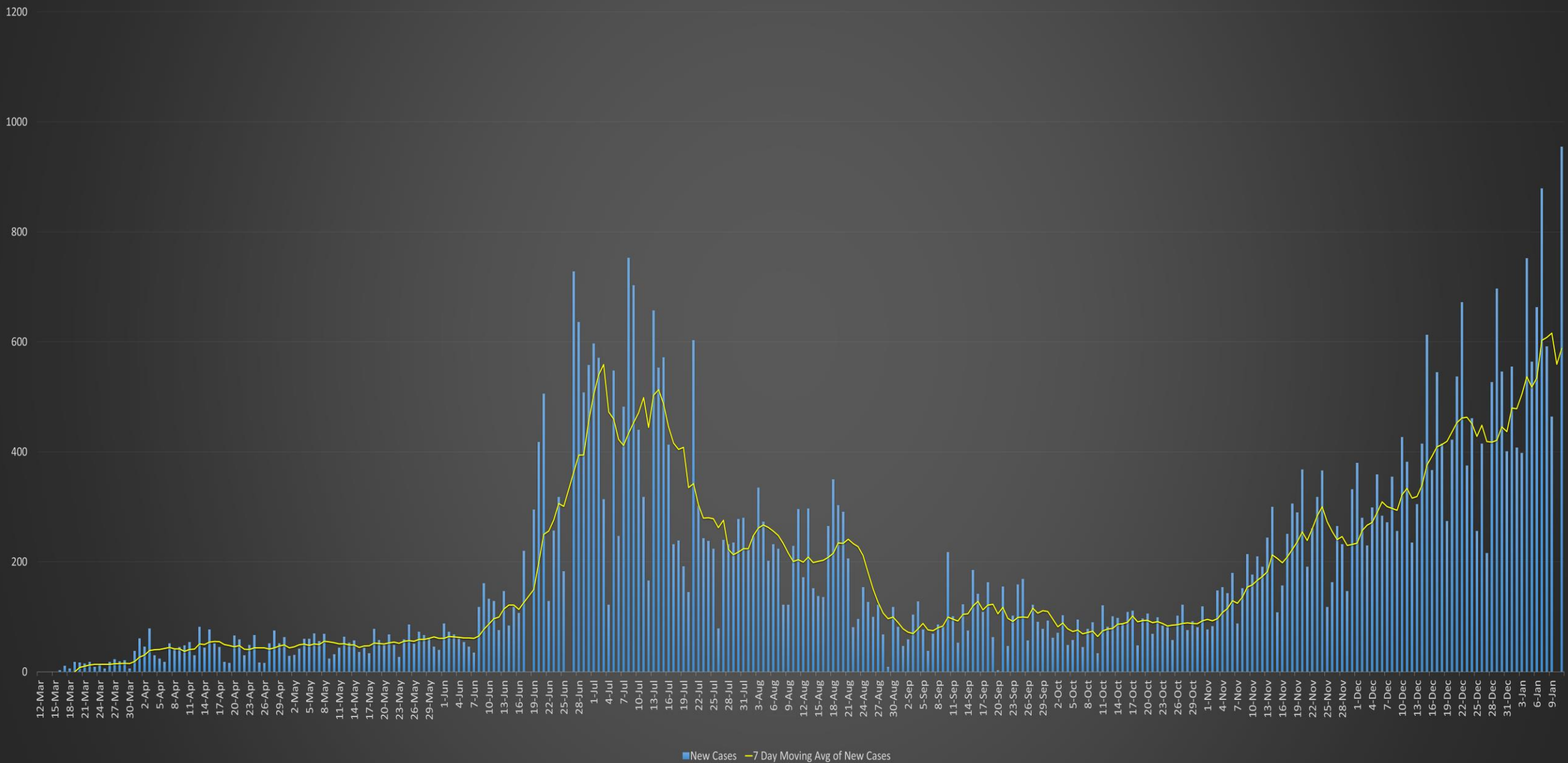

COVID-19 Update

January 12, 2021

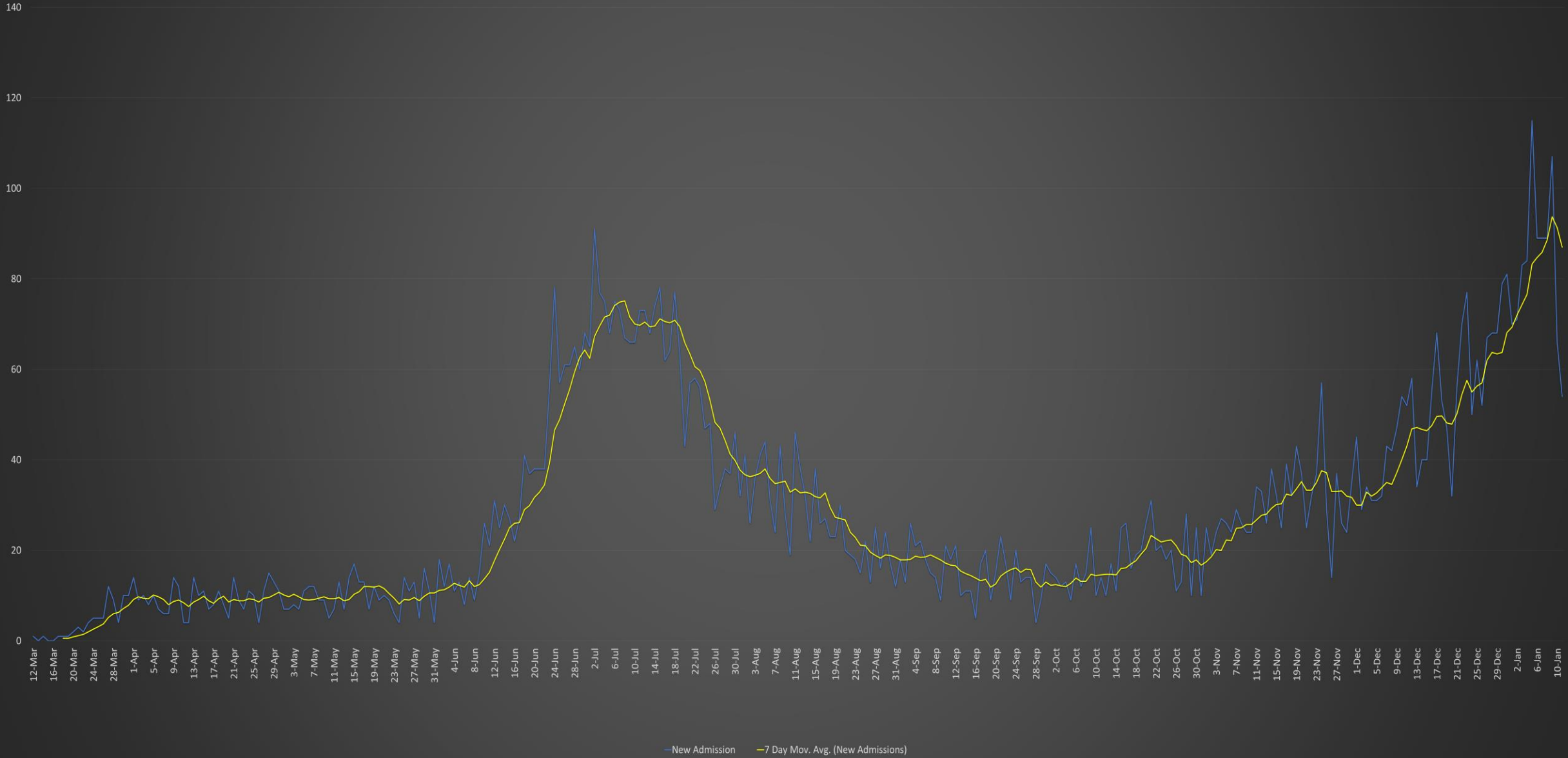
Austin Public Health

Mark Escott, MD, MPH, Interim Health Authority

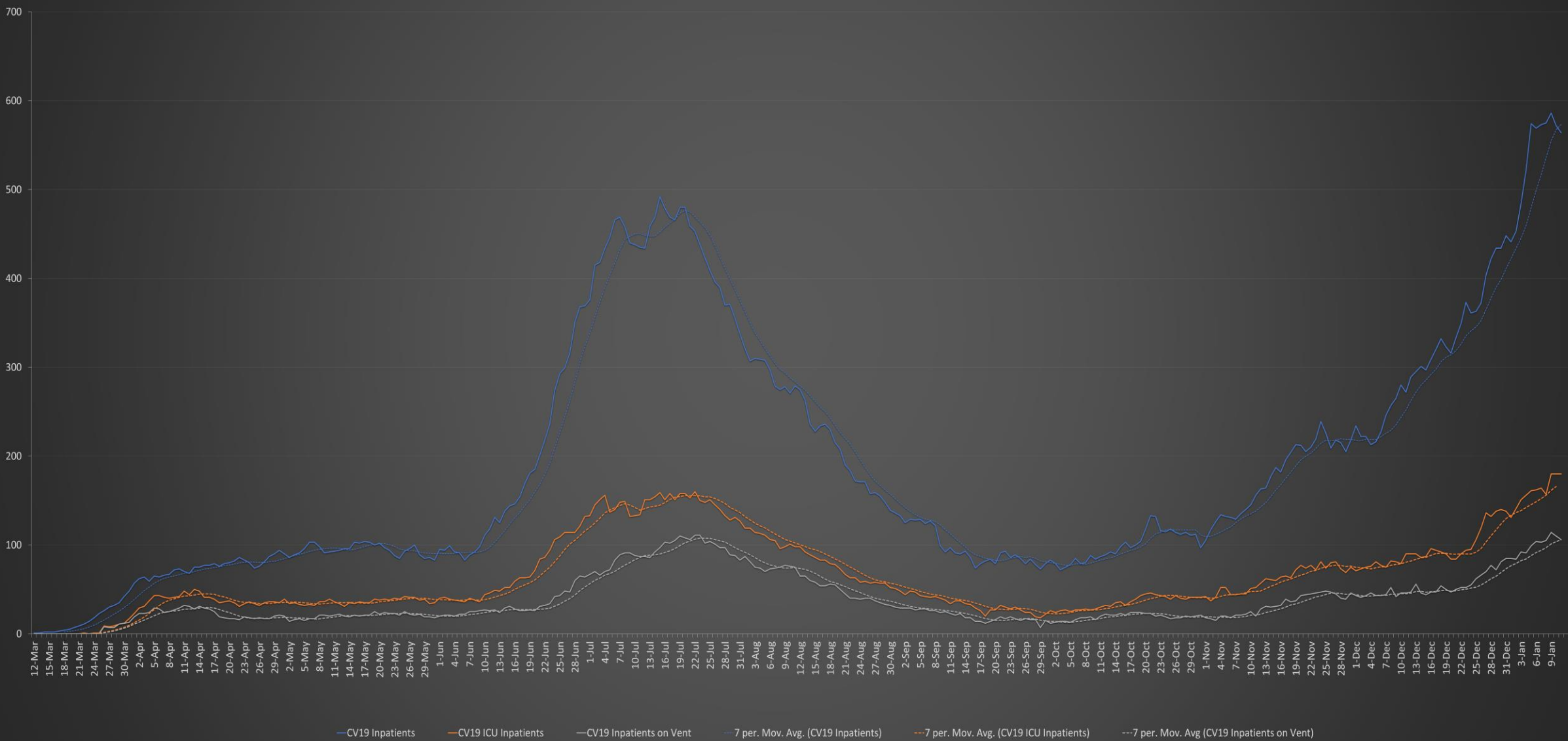
COVID-19 Travis County New Confirmed Cases

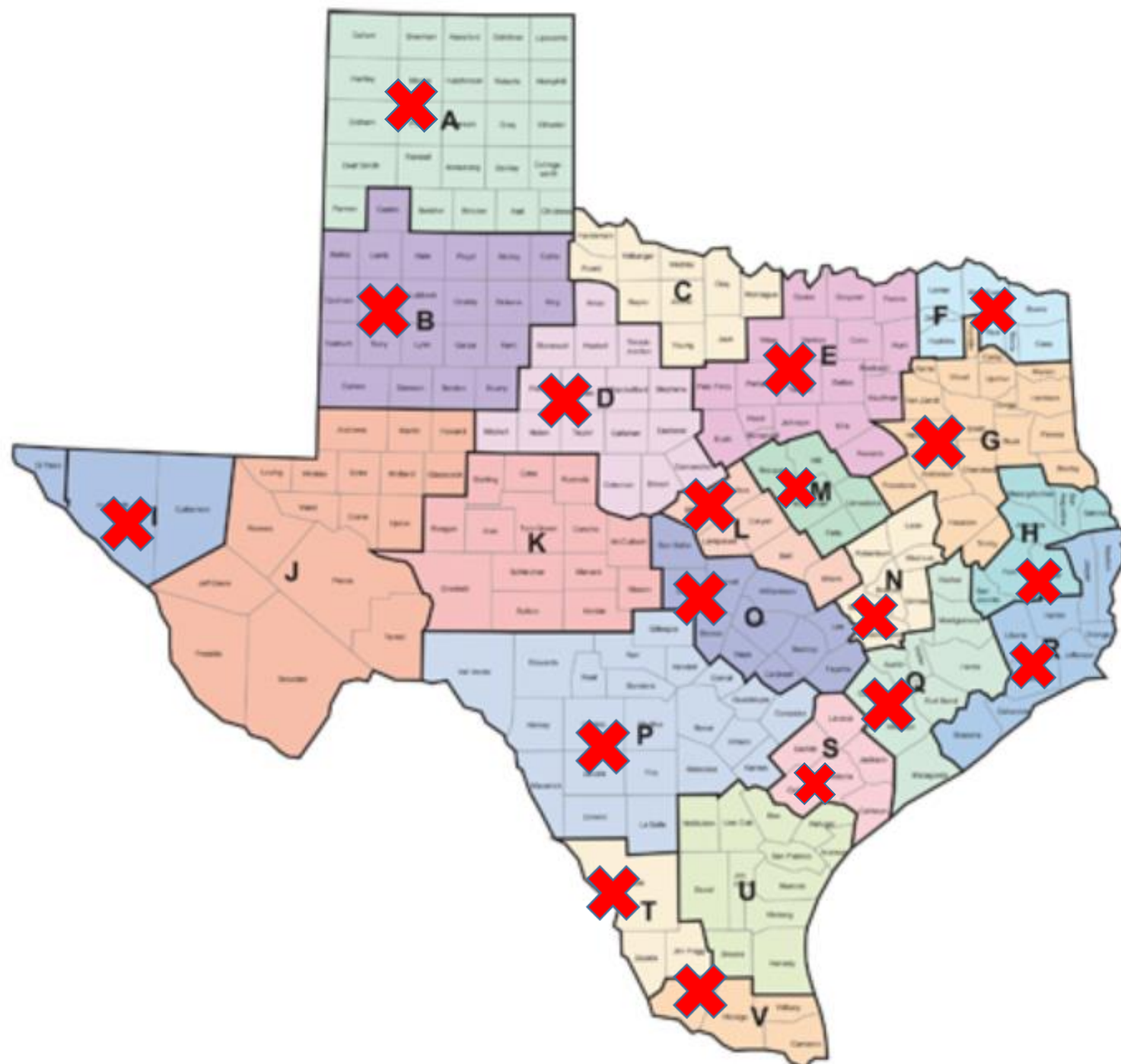


COVID-19 Austin MSA New Admissions

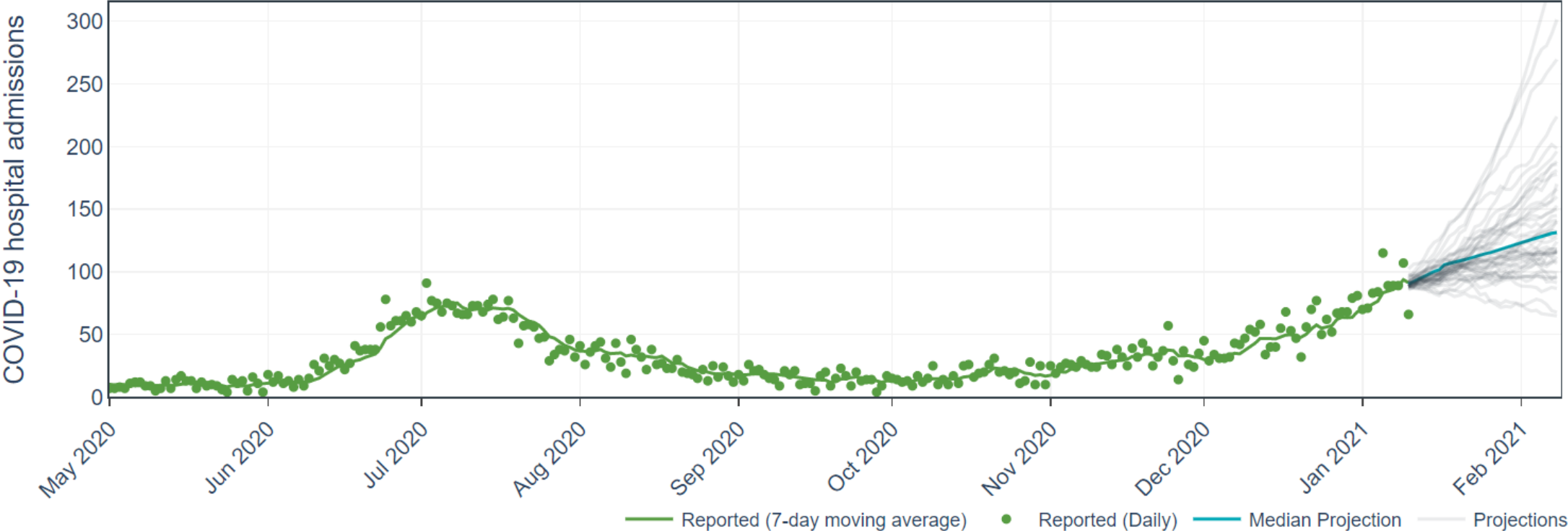


COVID-19 AUSTIN MSA CURRENT HOSPITALIZATIONS, ICU ADMISSIONS, AND VENTILATOR USE

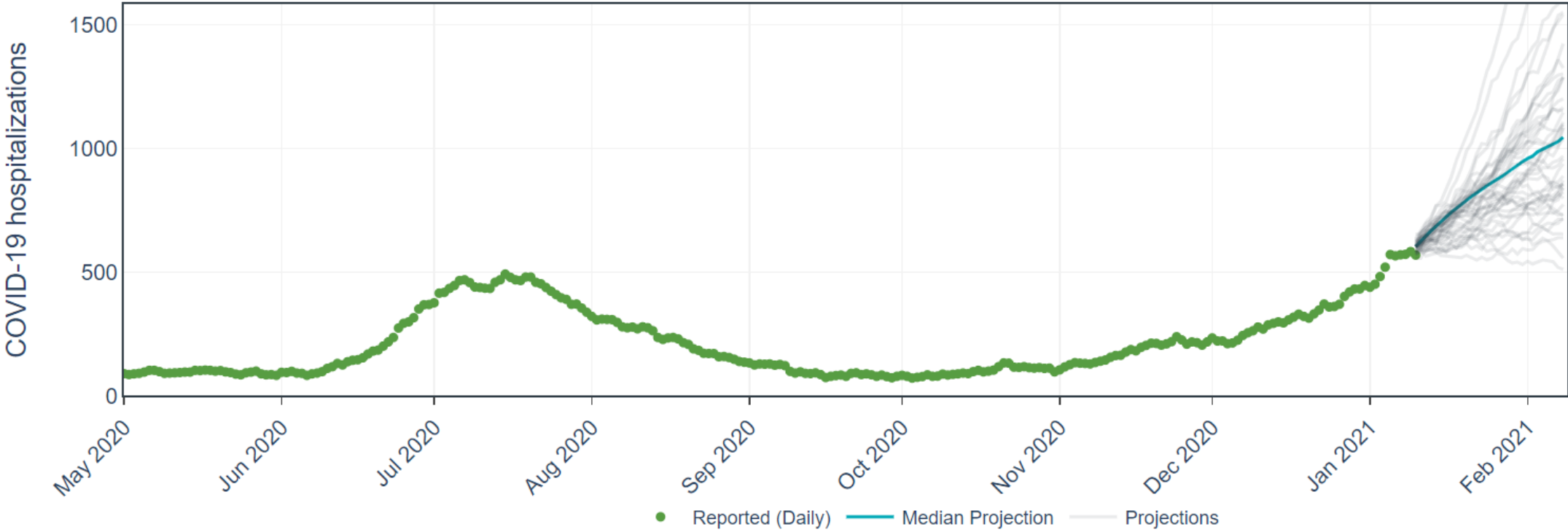




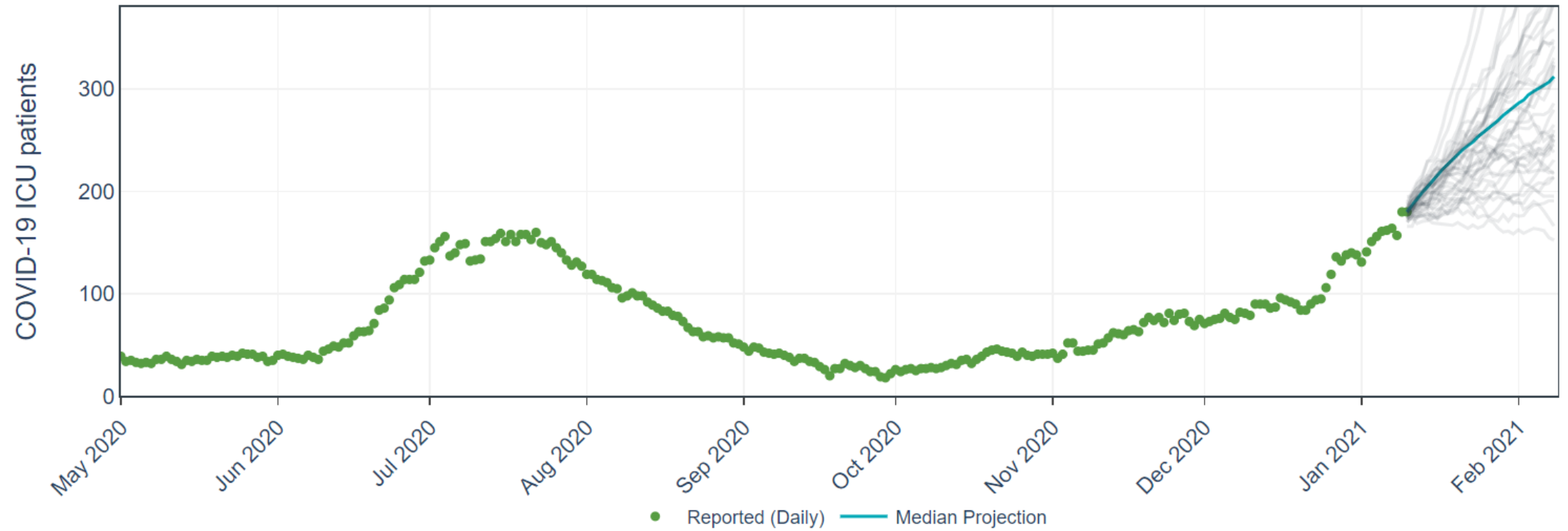
Daily COVID-19 Hospital Admissions in the Austin-Round Rock MSA (7 day moving average)



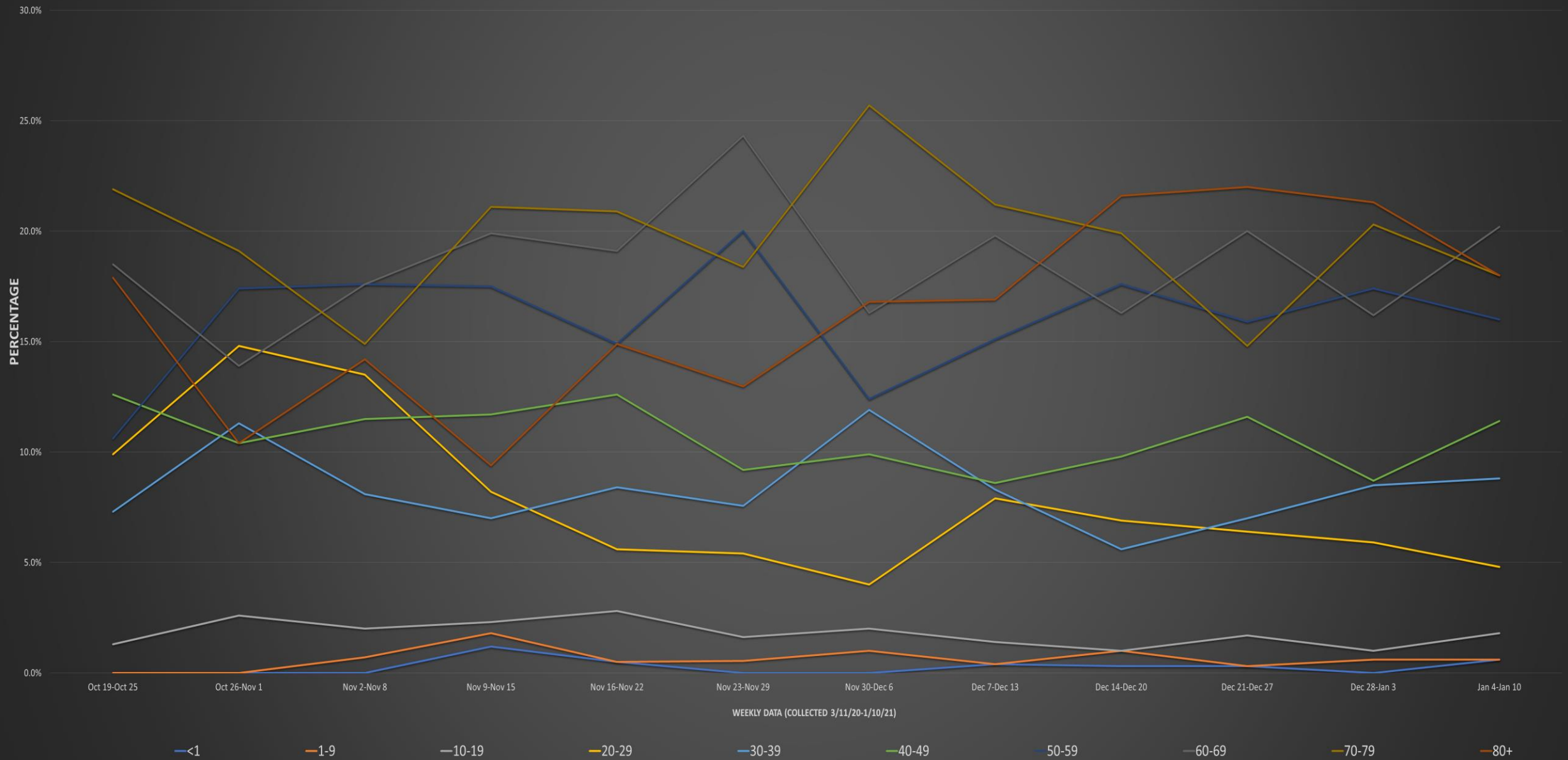
Daily COVID-19 Hospitalizations in the Austin-Round Rock MSA



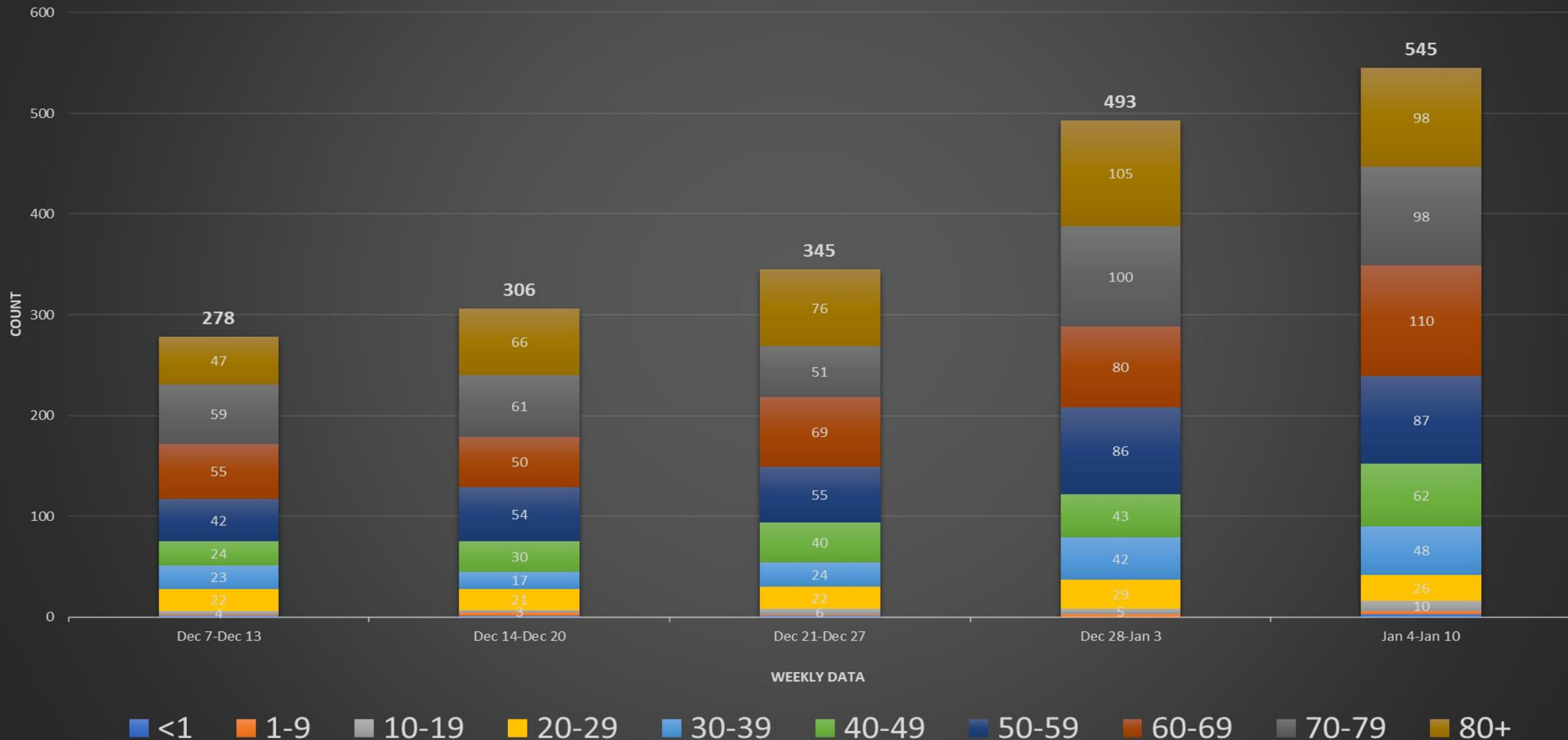
Daily COVID-19 ICU patients in the Austin-Round Rock MSA



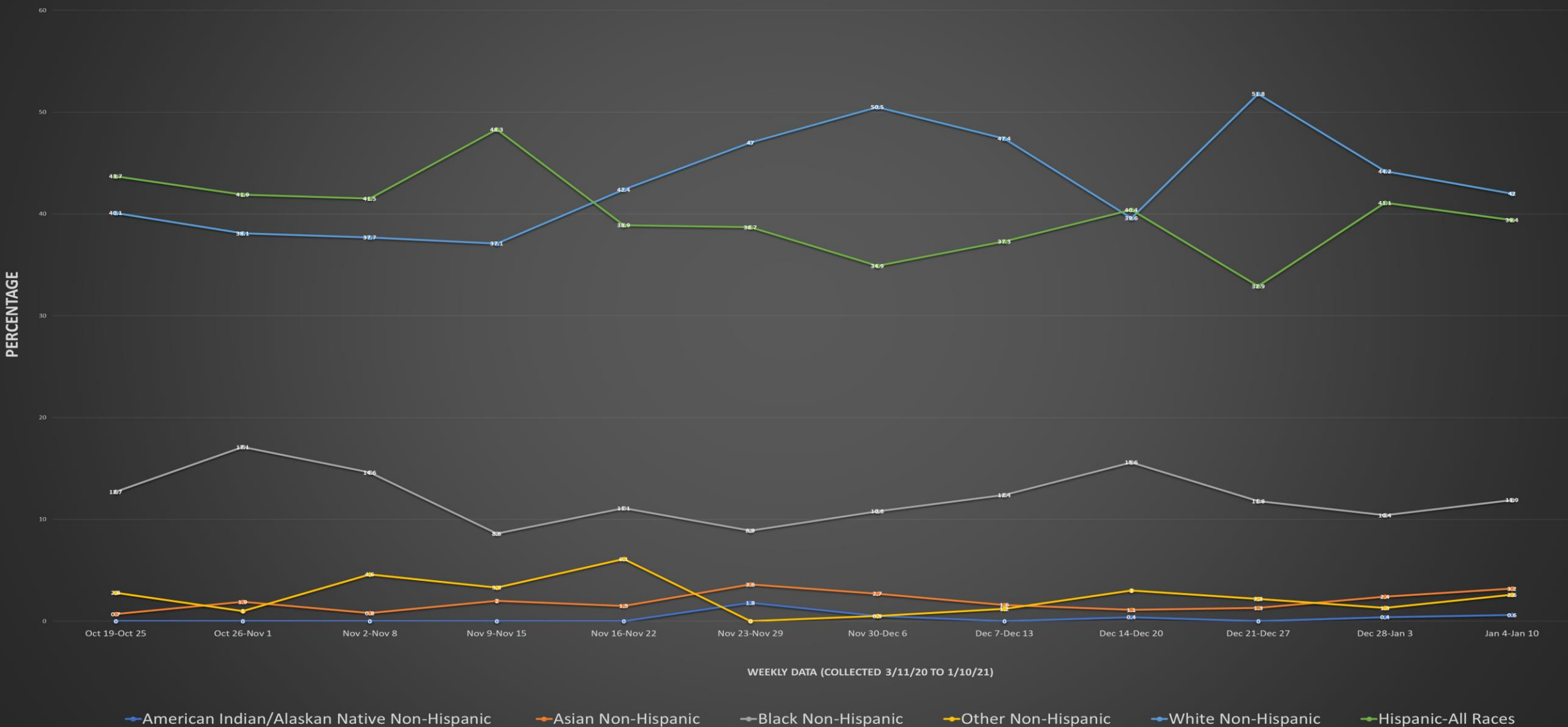
City of Austin - Travis County COVID-19 Hospitalization by Age Group (Austin MSA)



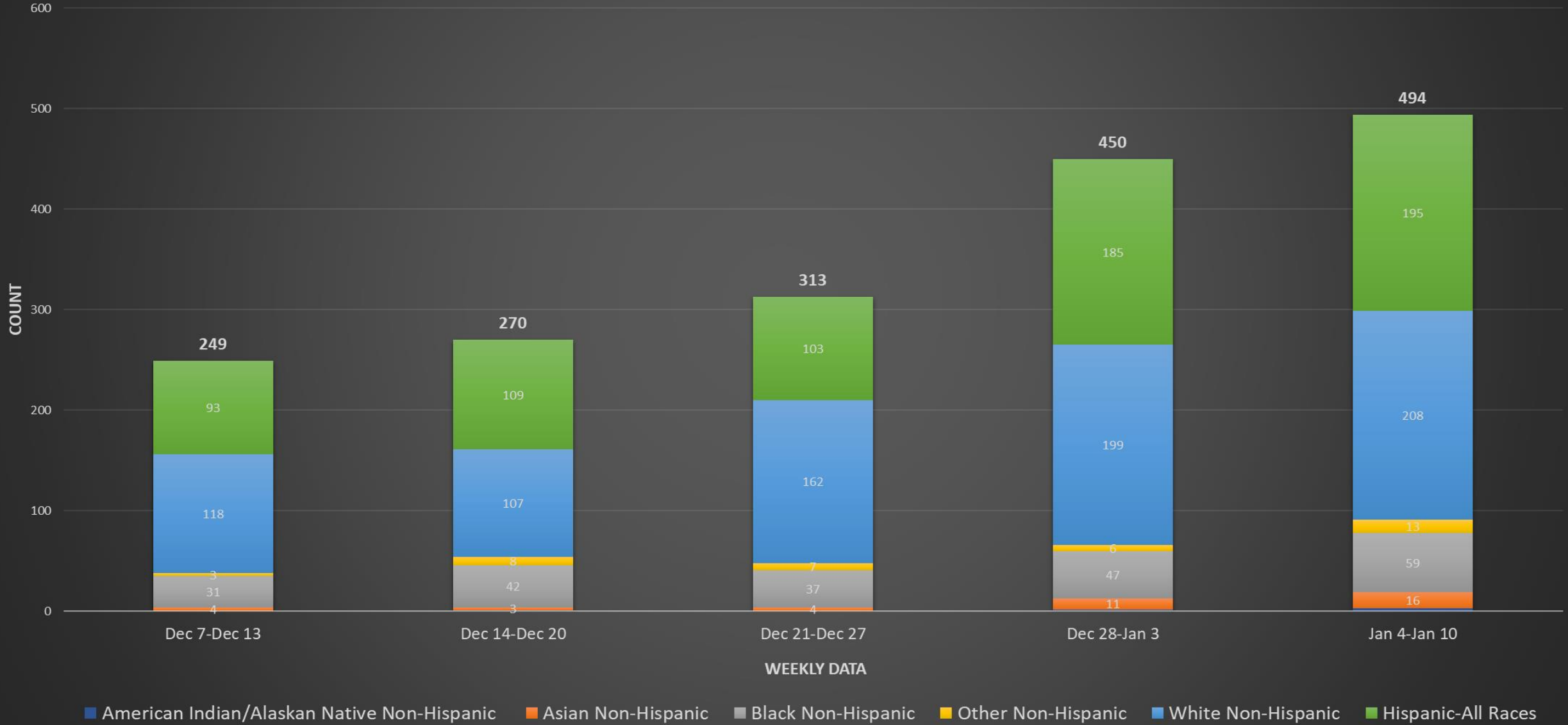
City of Austin - Travis County COVID-19 Count of Weekly Hospitalizations by Age Group (Austin MSA)



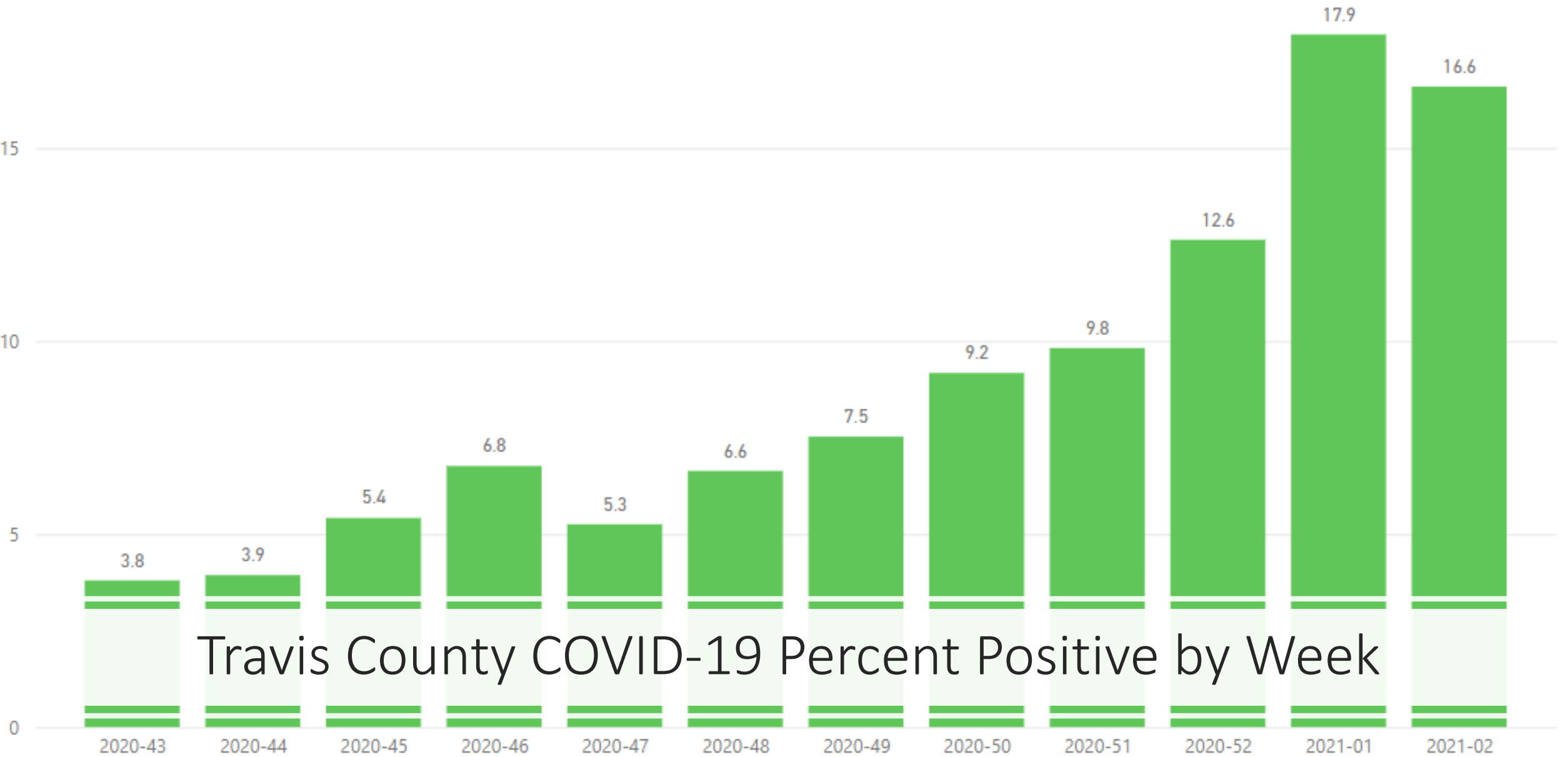
City of Austin - Travis County COVID-19 Hospitalization by Race & Ethnicity (Austin MSA)



City of Austin - Travis County COVID-19 Count of Weekly Hospitalizations by Race/Ethnicity (Austin MSA)

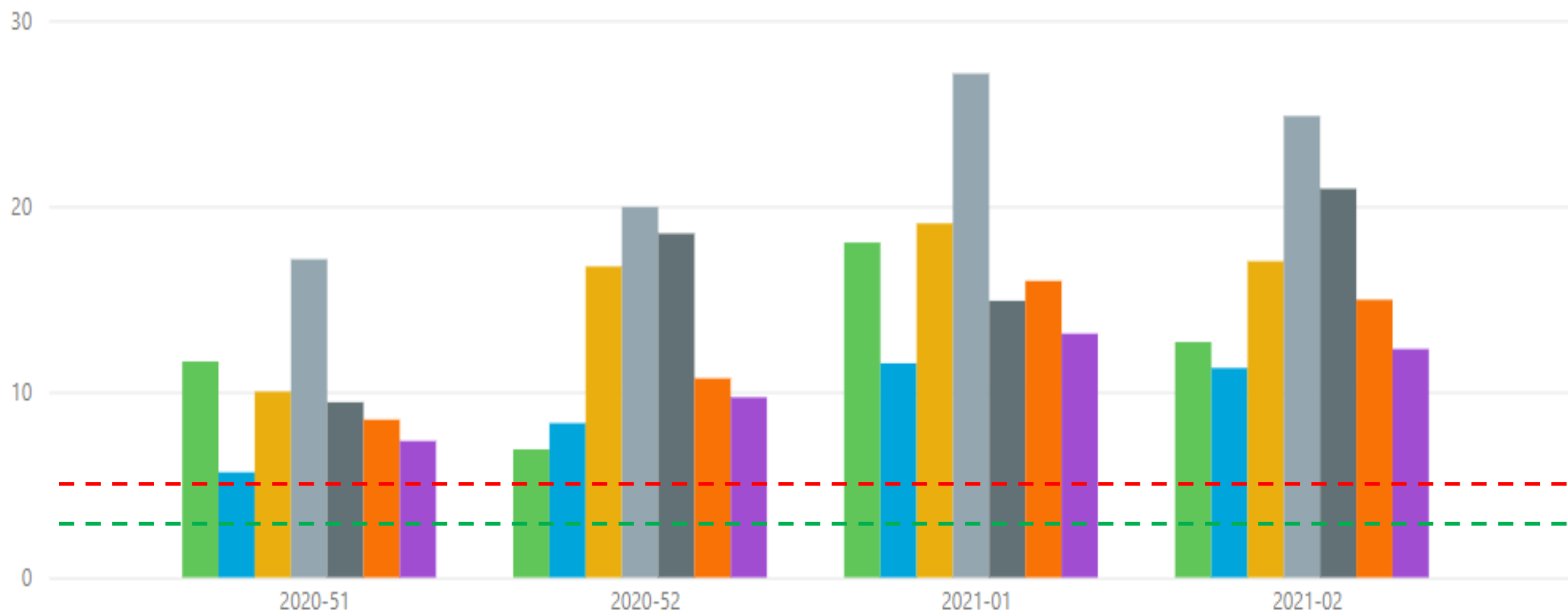


Percent Positive by Test Collection Week and Year - Last 12 Weeks

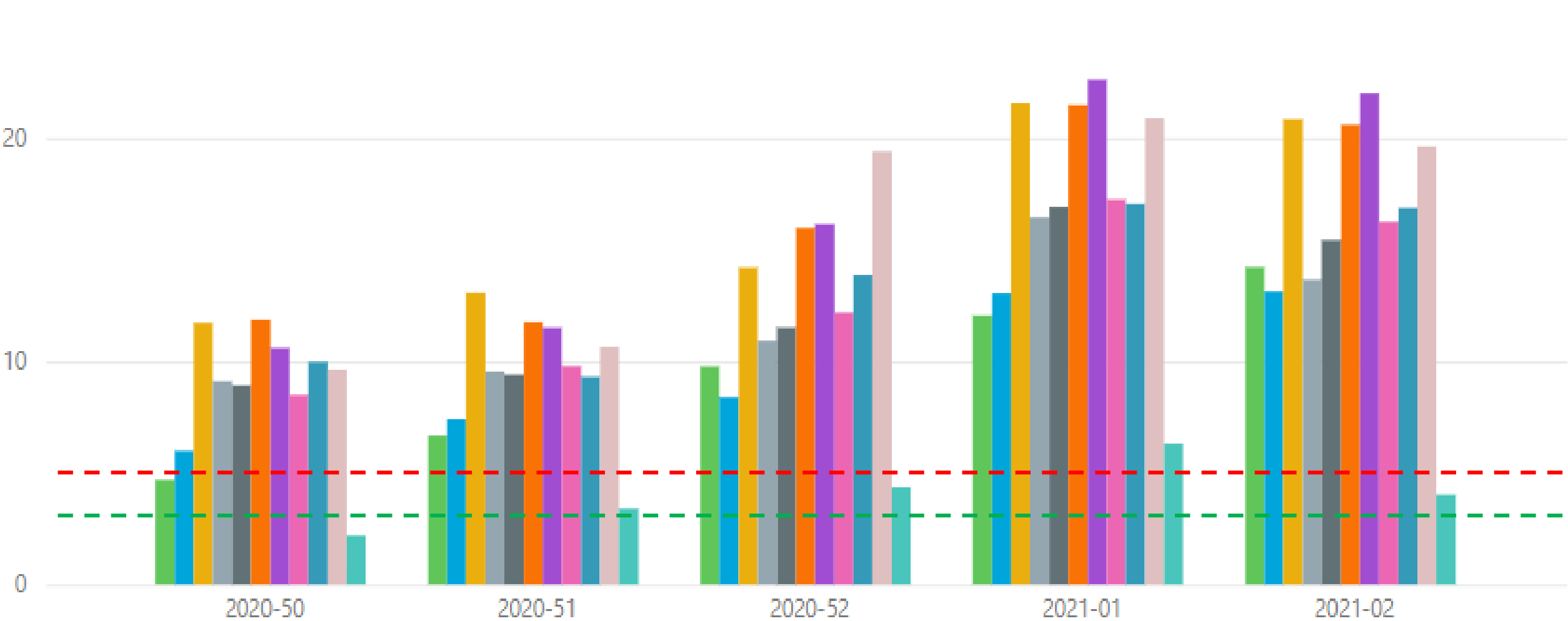


Travis County COVID-19 Percent Positive by Week

Race/Ethnicity
 ● American Indian or Alaska Native
 ● Asian
 ● Black or African American
 ● Hispanic or Latino
 ● Native Hawaiian or Other Pacific Islander
 ● Other
 ● White



Age Group at Collection
 <1 01-09 10-19 20-29 30-39 40-49 50-59 60-69 70-79 80+ Unknown



Positivity in School- aged Children 1/2-1/9

High School: 20.2%

Middle School: 27.1%

Elementary School: 19.8%

Preschool: 10.0%

Travis County Schools: 1/4-1/10

Self-Reported Cases by District: TOTAL= 292 cases

District	Student Cases	Staff Cases	Other Cases
Austin ISD	46	133	1
Charter School	7	10	0
Del Valle ISD	5	19	0
Elgin ISD	0	2	0
Lago Vista ISD	8	0	1
Lake Travis ISD	14	9	0
Leander ISD	1	0	0
Manor ISD	3	2	1
Pflugerville ISD	7	1	0
Private School	10	7	0
Round Rock ISD	0	3	0
Texas State School	1	1	0
Total	102	187	3

Travis County Schools: 1/4-1/10

Close Contacts Identified by District: TOTAL= 1473 close contacts

District	Students in Quarantine	Staff in Quarantine
Austin ISD	258	135
Charter School	41	16
Del Valle ISD	33	18
Elgin ISD	22	3
Lago Vista ISD	279	61
Lake Travis ISD	97	10
Leander ISD	0	0
Manor ISD	314	17
Pflugerville ISD	110	11
Private School	37	8
Round Rock ISD	2	1
Texas State School	0	0
Total	1193	280

Arbor Terrace Lakeway (AL)

Cases within last 14 days: **11**

Cases within last 28 days: **13**

Arden Courts (AL)

Cases within last 14 days: **0**

Cases within last 28 days: **0**

Auberge at Bee Caves (AL)

Cases within last 14 days: **4**

Cases within last 28 days: **4**

Auberge at Onion Creek (AL)

Cases within last 14 days: **1**

Cases within last 28 days: **2**

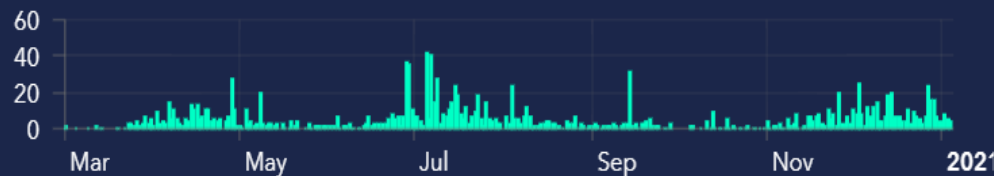
Austin Healthcare and Rehab (NH)

Cases within last 14 days: **6**

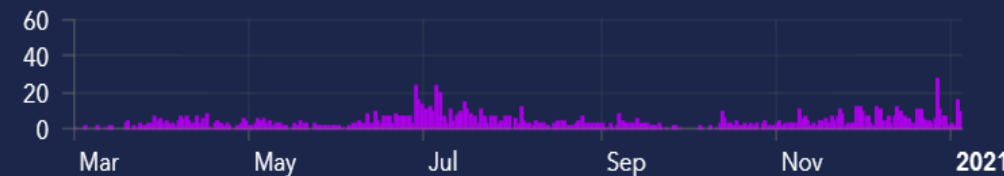
Cases within last 28 days: **6**



Resident Cases for All Travis County LTCFs



Staff Cases for All Travis County LTCFs



Resident/Staff Epi Curve

Cumulative Count, & Resources

Hover over segment to see details

Resident Ethnicity



Resident Age Group



Staff Ethnicity



Staff Age Group



Resident Race



Resident Sex



Staff Race



Staff Sex





Regional Infusion Center

- TDEM opened on 1/6
- 93 patients treated
- Current capacity: 26/day
- TDEM is working to build capacity

Austin/Travis County Alternate Care Site

- TDEM approved and has provided initial staffing through private contractors
- ACS was opened today and able to receive patients
- Patients will be referred from hospitals only after they have been determined to be stable for transfer
- Patient population: Low acuity → Moderate acuity



COVID-19: Risk-Based Guidelines

Recommended thresholds 7-day average hospital admits		Practice Good Hygiene	Maintain Social Distancing	Wear Facial Coverings	Higher Risk Individuals Aged 65+, diabetes, high blood pressure, heart, lung and kidney disease, immunocompromised, obesity			Avoid Gatherings	Avoid Non-Essential Travel	Avoid Dining/ Shopping	Recommended Business Capacity
		Stay Home If Sick			Avoid Gatherings	Avoid Non-Essential Travel	Avoid Dining/ Shopping				
		Avoid Sick People									
0	Stage 1	•			Greater than 25		Except with precautions	Gathering size TBD			100%
< 10	Stage 2	•	•	•	Greater than 10		Except as essential	Greater than 25			75%
10 - 29	Stage 3	•	•	•	Social and greater than 10	•	Except as essential	Social and greater than 10			50% - 75%
30 - (50 - 90)*	Stage 4	•	•	•	Social and greater than 2	•	Except as essential	Social and Greater than 10	•		25% - 50%
> 50 - 90 *	Stage 5	•	•	•	Outside of household	•	Except as essential	Outside of household	•	Except as essential	Contactless options only (i.e. curbside, delivery)

Stage 5 Recommendations

- **No gatherings with anyone outside of your household**

- **Dining and shopping should be limited to essential trips**

- **Avoid non-essential travel**

- **Businesses are recommended to operate through contactless options (i.e. curbside, delivery)**



COVID-19 VACCINE UPDATE

Austin City Council Meeting

January 12, 2021

Stephanie Y. Hayden, LMSW
Austin Public Health Director



Community Vaccination Strategy

Goal: Maximize the Health of the Community through Vaccination

A

Secure the Health Infrastructure



n~85,000

Protecting those who protect us from the disease and for whom we have the least redundancy

B

Prevent Severe Disease and Death



n~205,000

Eliminating disease in those over 50 and in those with high-risk conditions eliminates most COVID-19 related deaths in our community

Eliminating disease by focusing on the hardest hit – communities of color, low income, and older adults

Preventing community transmission reduces severe disease and death in our community and reduces the burden on our health system

C

Protect our Essential Workers



n~Unknown

Protecting our essential workers gets our economy working again and our kids back to school

D

Prevent Community Transmission



n~916,000

Addressing Equity Gaps in Vaccine Administration

The following will guide APH prioritization for those who do not have access to a vaccine provider.

- Equity lens
- Focus on populations most disproportionately affected by severe disease and death
 - Populations of color
 - Those living in poverty
 - Those living in areas where disease transmission is highest
 - Those without transportation access
- Establish vaccine clinics to facilitate easier access for all populations in Travis County.
 - Large scale distribute site
 - Multiple smaller vaccine provider locations in areas with limited access to a healthcare provider
- Coordinate vaccine administration with other safety net providers to maximize efforts.

City of Austin Vaccine Provider Activities

Public Safety Wellness received 1300 doses

- Focused on 1a EMS and AFD qualifying staff
- Focused on 1b APD qualifying staff

APH initial allocation 1300 doses

- 1013 doses distributed through closed vaccine clinic
- 190 doses to LTCF residents not connected to a vaccine provider

APH large vaccine allocation 12,000

- Available by appointment only at 4 varying locations
- Focused on older adults, uninsured/underinsured with limited access to care, and remaining 1a populations
- Residents can register for appointments on tomorrow
- Residents can call if they lack access to the internet

Centralized Vaccine Distribution Operations

Collaborating across the community to create a population approach to vaccination

- DSHS revised statewide vaccine strategy to a regional hub and spoke vaccine delivery and distribution system
- As an initial pilot, Austin Public Health received 12,000 vaccines as a regional hub to distribute all vaccines over 5-7days
- Additional doses will likely increase over the next few weeks to a 2,000 to 10,000 daily vaccine administration
- Seek collaboration across the community and regional partners