
COVID-19 Update

May 11, 2021

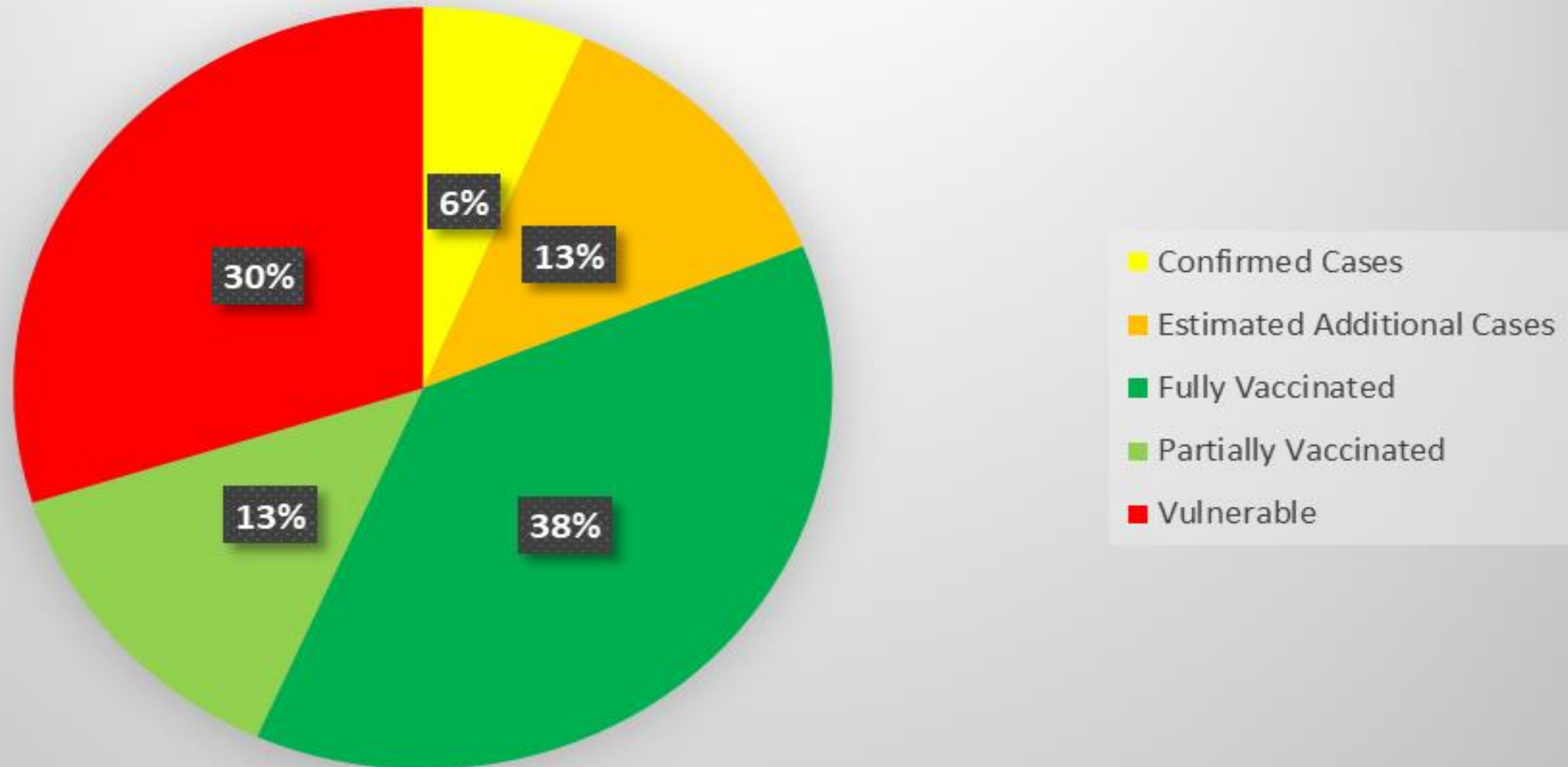
Mark Escott, MD, MPH

Chief Medical Officer – City of Austin

Interim Health Authority – City of Austin and Travis County

COVID-19 Progress Towards Herd Immunity

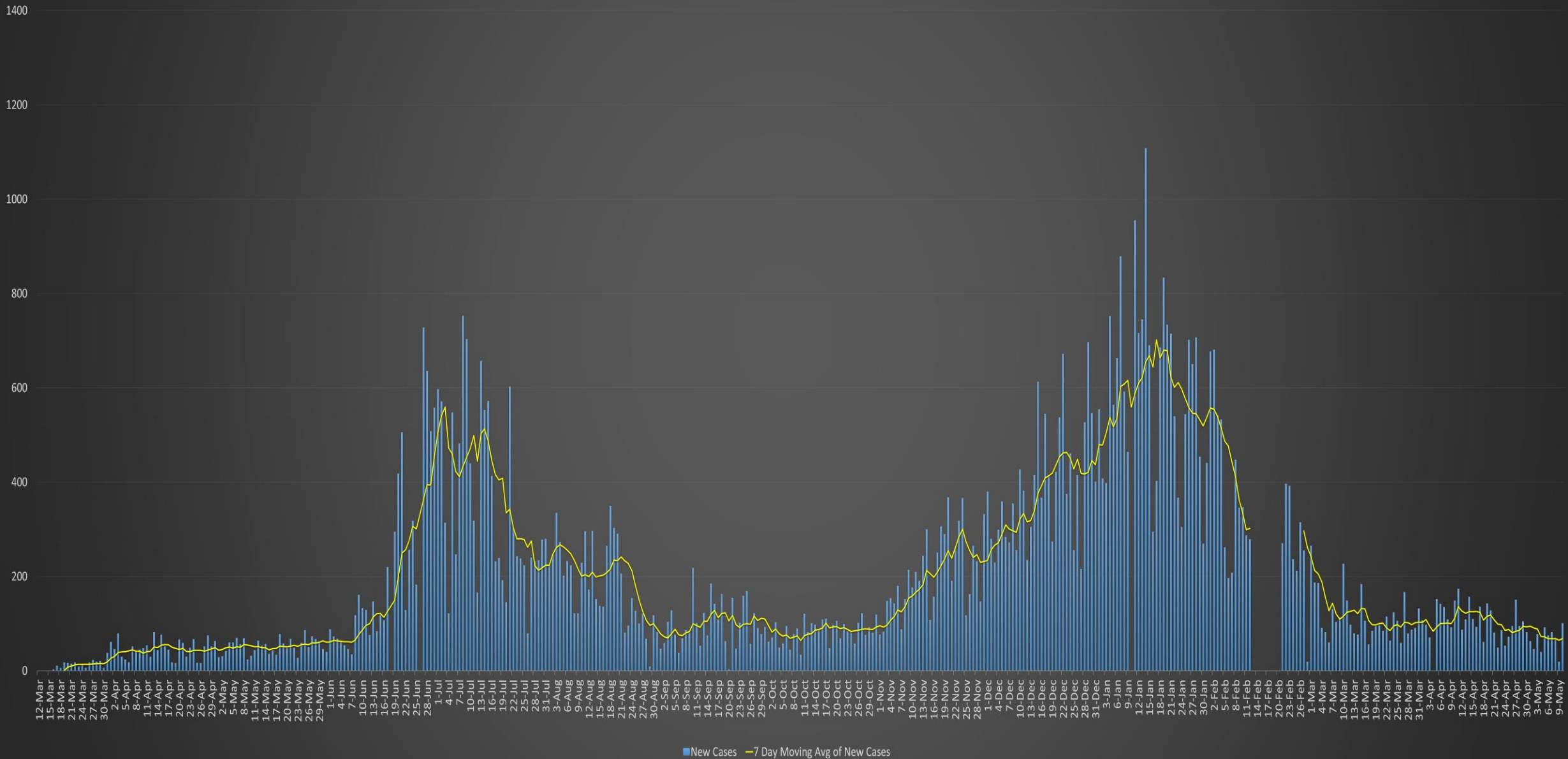
Austin - Travis County



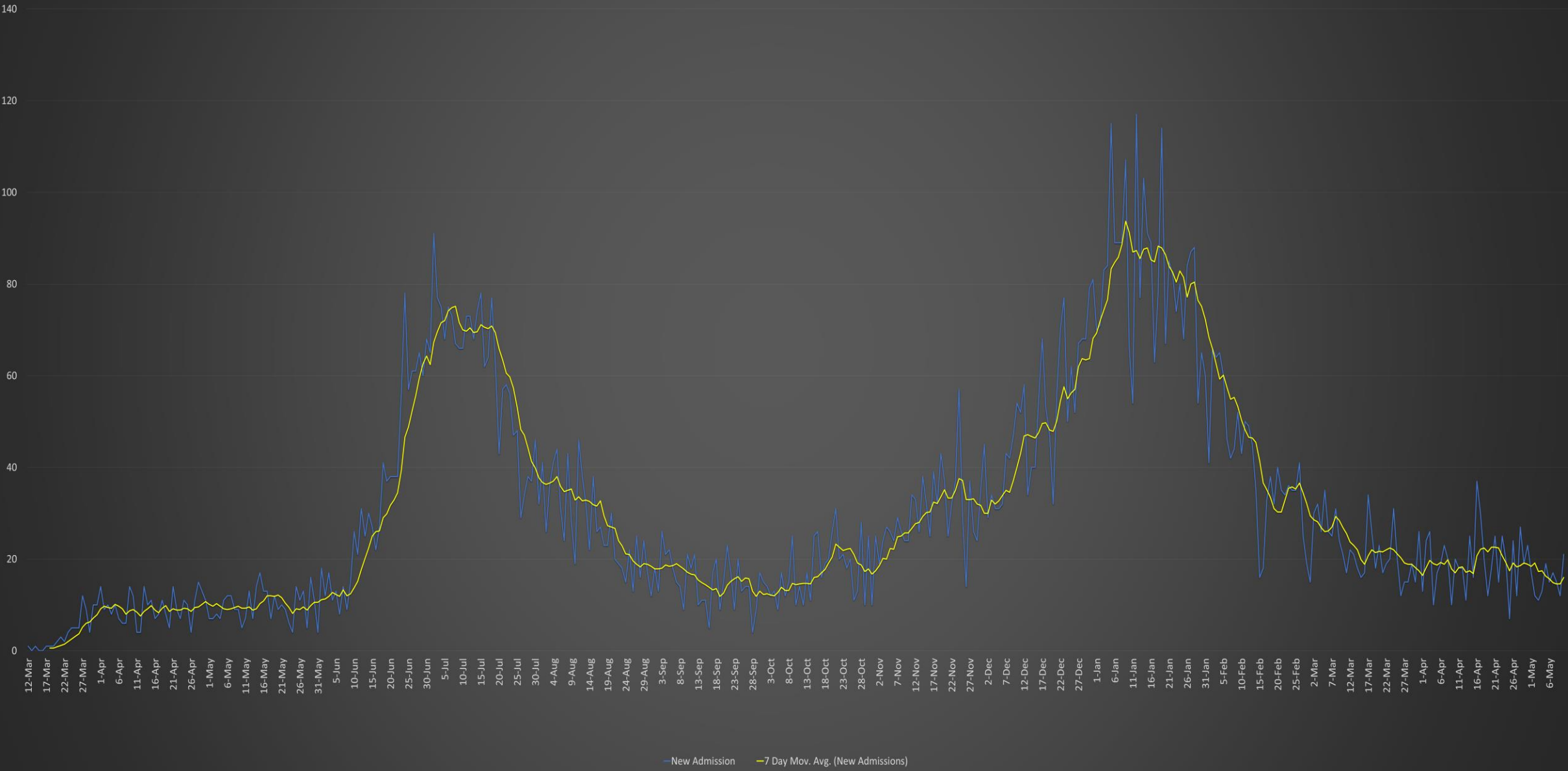
Pfizer Vaccine EUA: 12–15-year- olds

- EUA expanded on 5/10
- **Safety data**
 - Randomized placebo-controlled trial of 2600 children aged 12-15
 - Similar side effects to older children and adults: pain, tiredness, fever, muscle aches, joint pain, and headache
 - Symptoms last 1-3 days and more common following the second dose
- **Efficacy data**
 - Immune response: similar immune response compared to a group of 16–25-year-olds
 - COVID-19 Cases in the study group:
 - 16 in the placebo group
 - 0 in the vaccinated group → 100% efficacy

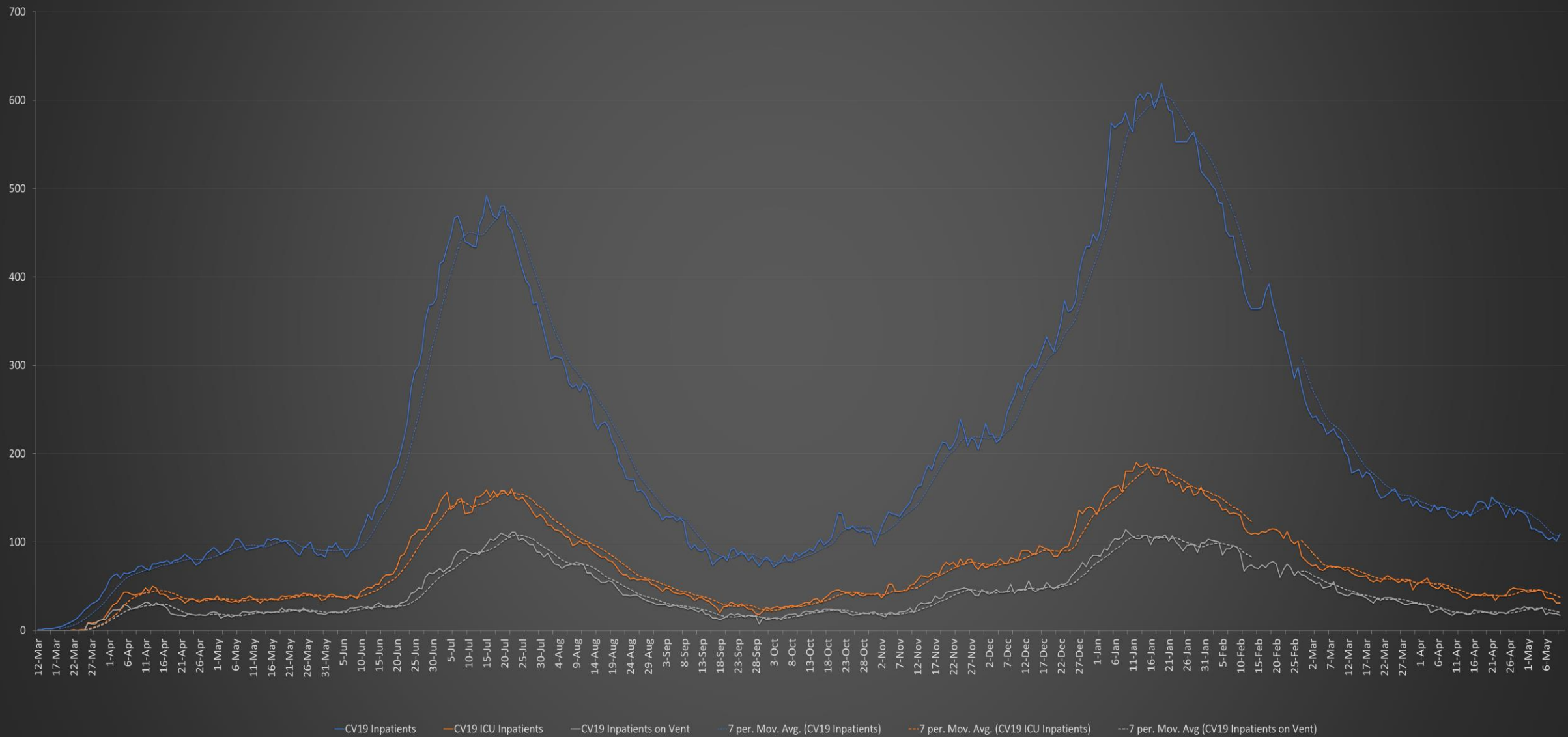
COVID-19 Travis County New Confirmed Cases



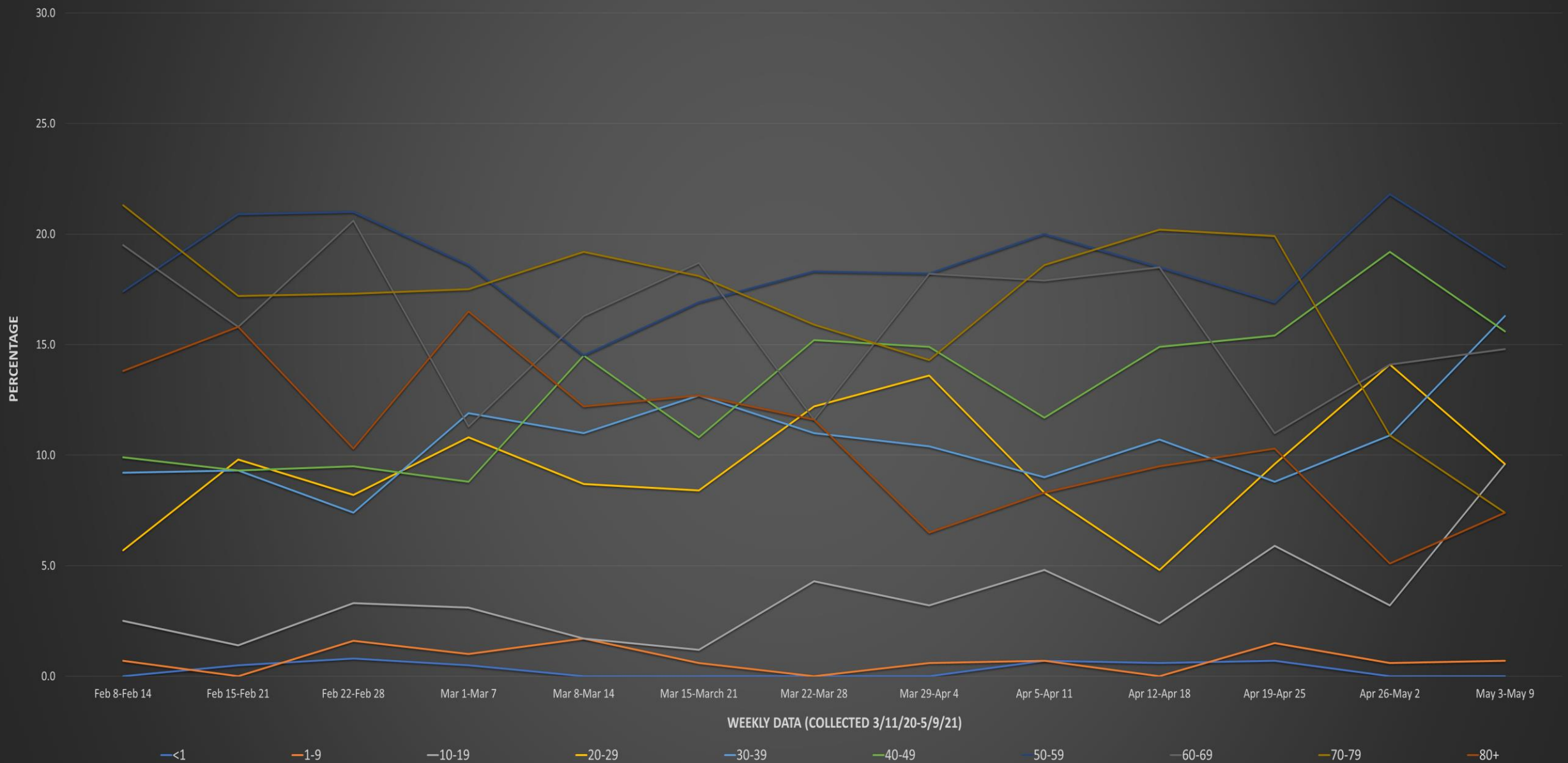
COVID-19 Austin MSA New Admissions



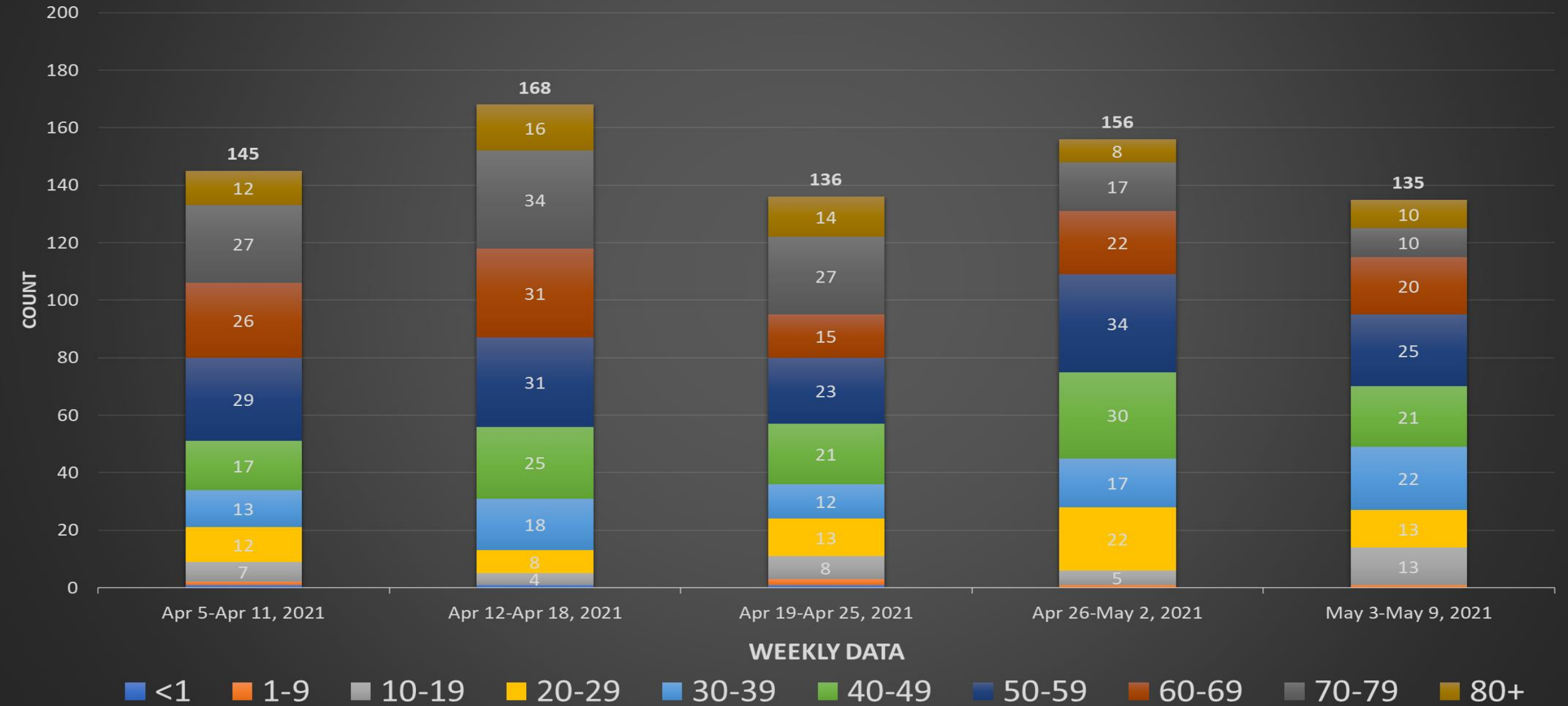
COVID-19 AUSTIN MSA CURRENT HOSPITALIZATIONS, ICU ADMISSIONS, AND VENTILATOR USE



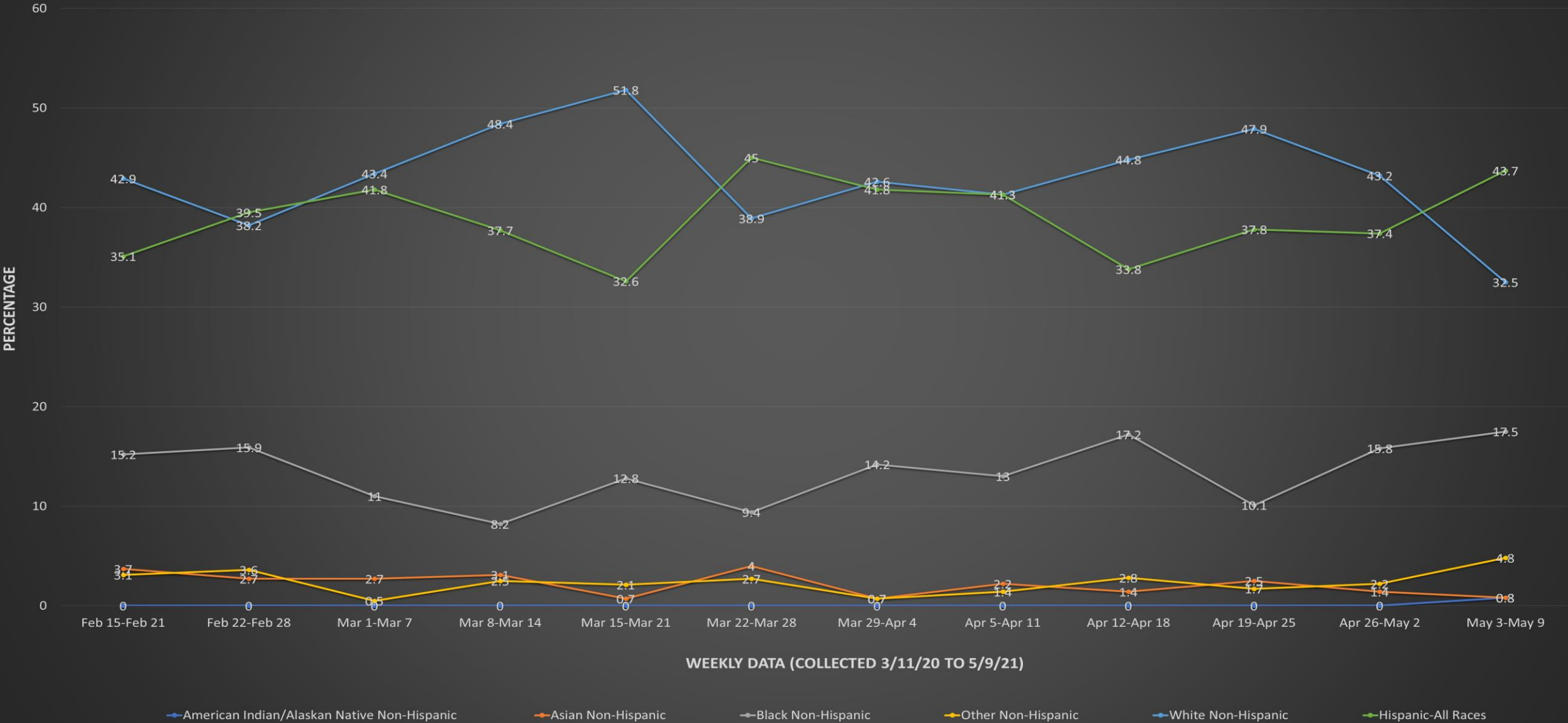
City of Austin - Travis County COVID-19 Hospitalization by Age Group (Austin MSA)



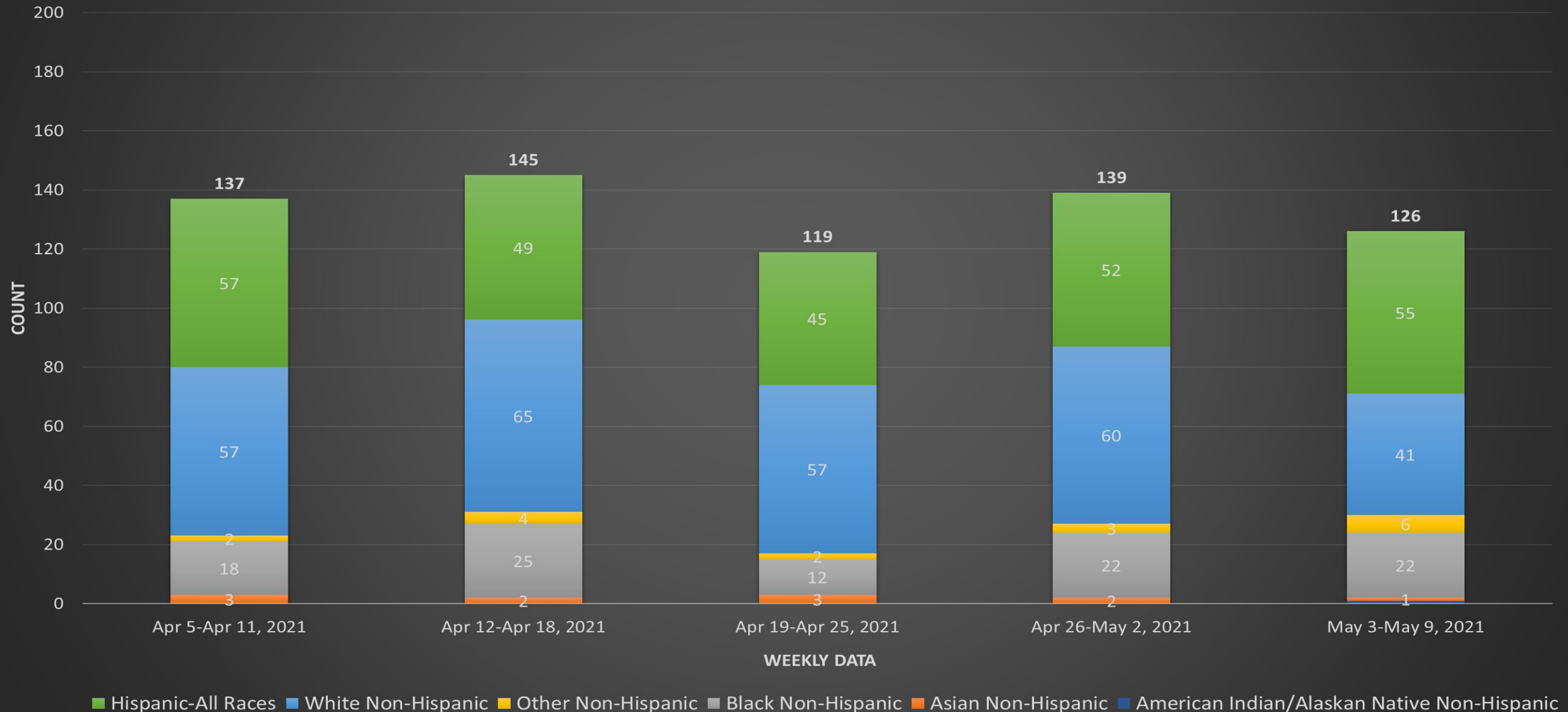
City of Austin - Travis County COVID-19 Count of Weekly Hospitalizations by Age Group (Austin MSA)

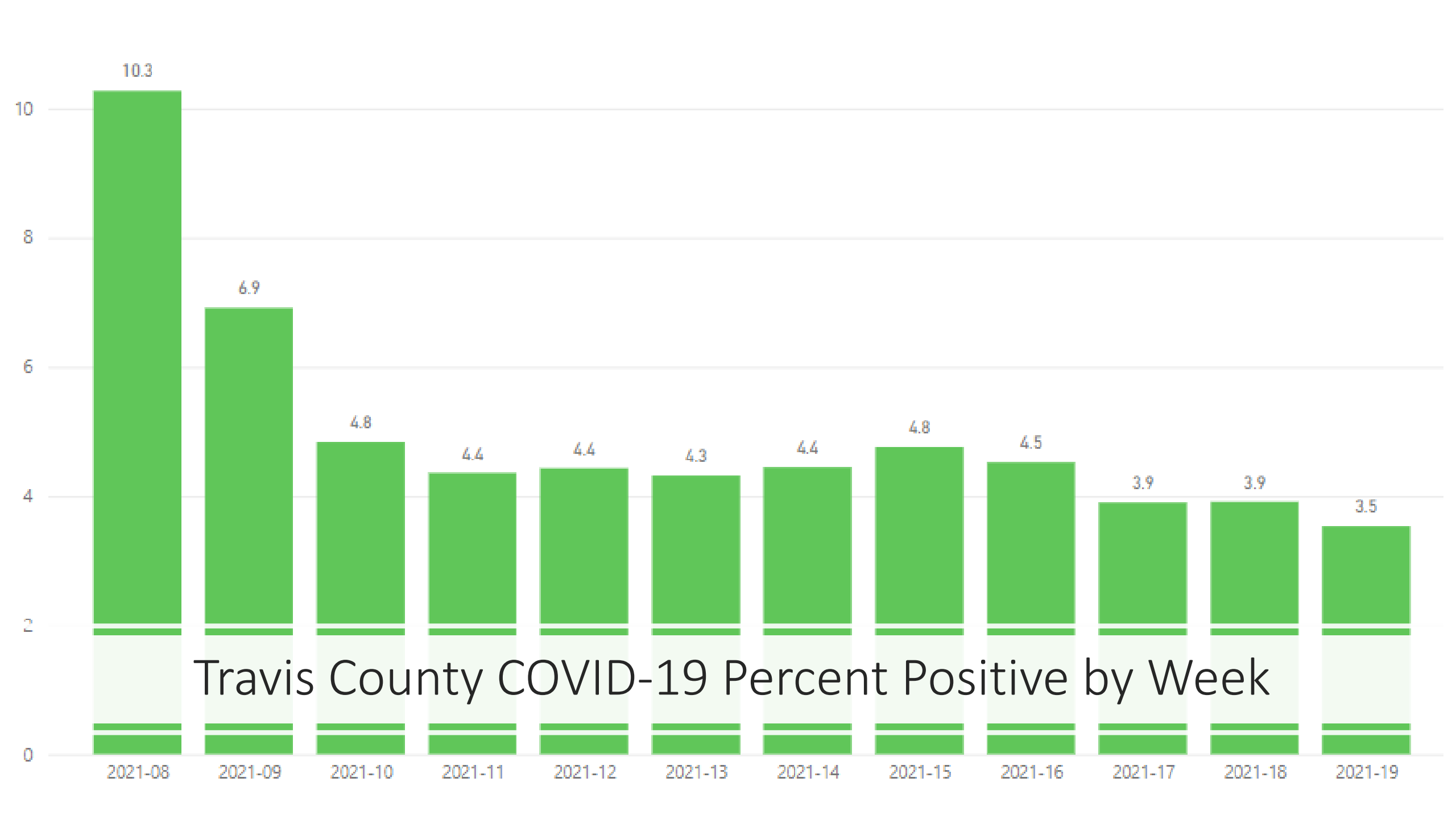


City of Austin - Travis County COVID-19 Hospitalization by Race & Ethnicity (Austin MSA)



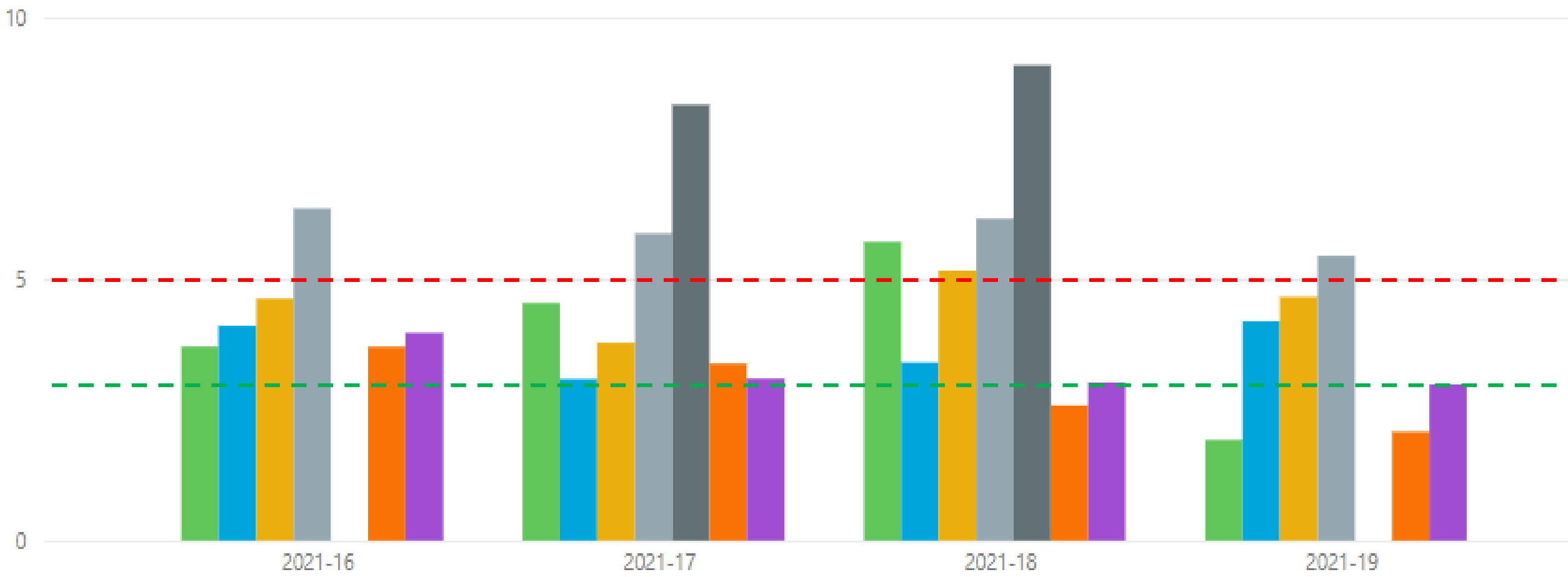
City of Austin - Travis County COVID-19 Count of Weekly Hospitalizations by Race/Ethnicity (Austin MSA)



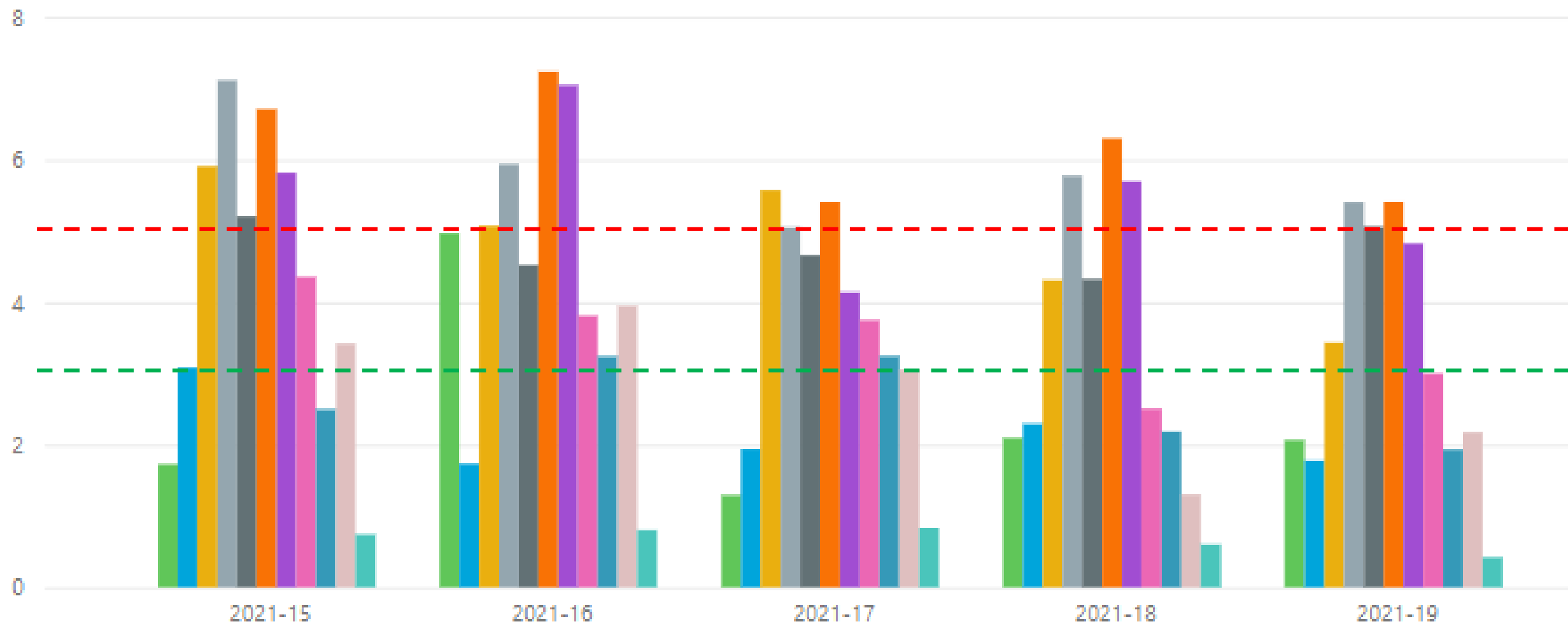


Travis County COVID-19 Percent Positive by Week

Race/Ethnicity ● American Indian or Alaska Native ● Asian ● Black or African American ● Hispanic or Latino ● Native Hawaiian or Other Pacific Islander ● Other ● White



Age Group at Collection ● <1 ● 01-09 ● 10-19 ● 20-29 ● 30-39 ● 40-49 ● 50-59 ● 60-69 ● 70-79 ● 80+ ● Unknown



Positivity in School- aged Children 5/2-5/8

High School: 3.9%

Middle School: 5.4%

Elementary School: 1.6%

Preschool: 2.2%



Austin - Travis County COVID-19 Long Term Care Facility Weekly Dashboard

For more information on COVID-19 visit:
<http://austintexas.gov/covid19>

Reported by Austin Public Health: Data
Refreshed: 5/6/2021
All numbers are provisional and subject to



Accession Estates (AL)

Cases within last 14 days: 0

Cases within last 28 days: 0

Arbor Terrace Lakeway (AL)

Cases within last 14 days: 0

Cases within last 28 days: 0

Arden Courts (AL)

Cases within last 14 days: 0

Cases within last 28 days: 0

Auberge at Bee Caves (AL)

Cases within last 14 days: 0

Cases within last 28 days: 0

Auberge at Onion Creek (AL)

Cases within last 14 days: 0

Cases within last 28 days: 0

Austin Healthcare and

Cases

3,423

New Cases Within Last 14 Days

4

New Cases Within Last 28 Days

20

Deaths

307

Travis County Percent Positivity

3.9%

Data from April 14-April 27, 2021

Source: [Data.CMS.gov](https://data.cms.gov)

Resident Cases for All Travis County LTCFs



Staff Cases for All Travis County LTCFs



Resident/Staff Epi Curve

Cumulative Count & Resources

Hover over segment to see details

Resident Ethnicity



Resident Age Group



Staff Ethnicity



Staff Age Group



Resident Race



Resident Sex



Staff Race



Staff Sex
















































Demographics

Notes

COVID-19 Risk-Based Chart - Vaccine Edition

** Please continue following additional requirements of local businesses, venues and schools regardless of vaccination status or stage.

Recommended thresholds 7-day average hospital admits		Private Gatherings**				Travel**		Dining/ Shopping**	
		Indoor		Outdoor					
		 Vaccinated	 Partially/ Unvaccinated	 Vaccinated	 Partially/ Unvaccinated	 Vaccinated	 Partially/ Unvaccinated	 Vaccinated	 Partially/ Unvaccinated
<5 or 70%-90% vaccination herd immunity achieved	Stage 1								
5 - 14	Stage 2								
15 - 29	Stage 3		 If high risk: avoid unless essential		 If high risk: avoid unless essential		 If high risk: avoid unless essential		 If high risk: avoid unless essential
30 - (50 - 90) *	Stage 4						Only if essential		Only if essential
> 50 - 90 *	Stage 5								Only if essential

* The exact hospitalization average trigger will depend on the rate of increase. A faster increase in the daily average will trigger stage 5 risk recommendations when the number reaches the lower end of this range.



Mask optional, continue washing hands and other hygiene precautions



Not recommended at all, with or without masks



Take prevention measures: wear a mask, wash your hands and social distance following CDC guidelines





COVID-19 UPDATE

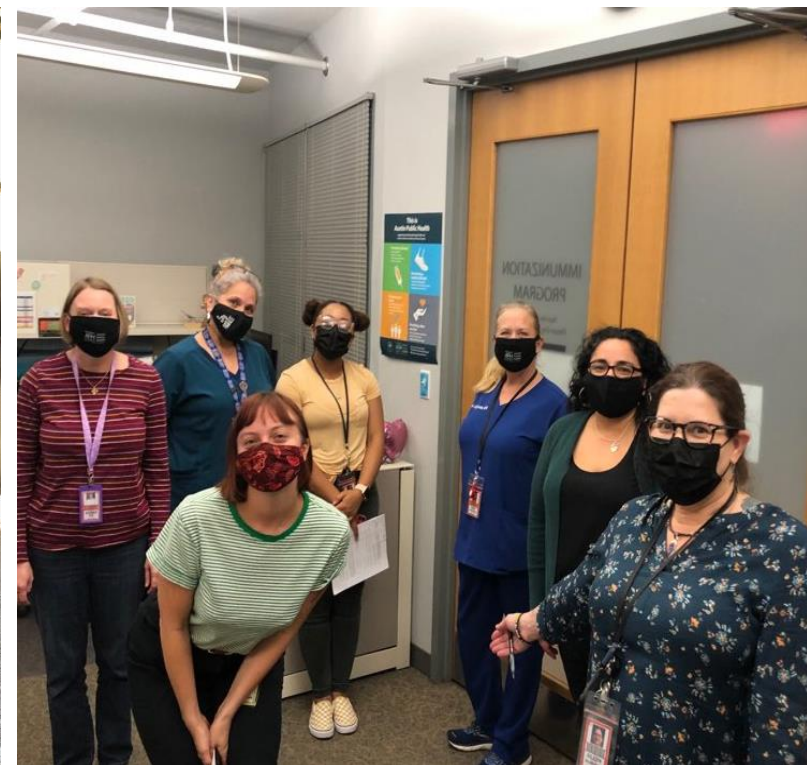
May 11, 2021

STEPHANIE HAYDEN-HOWARD

ASSISTANT CITY MANAGER

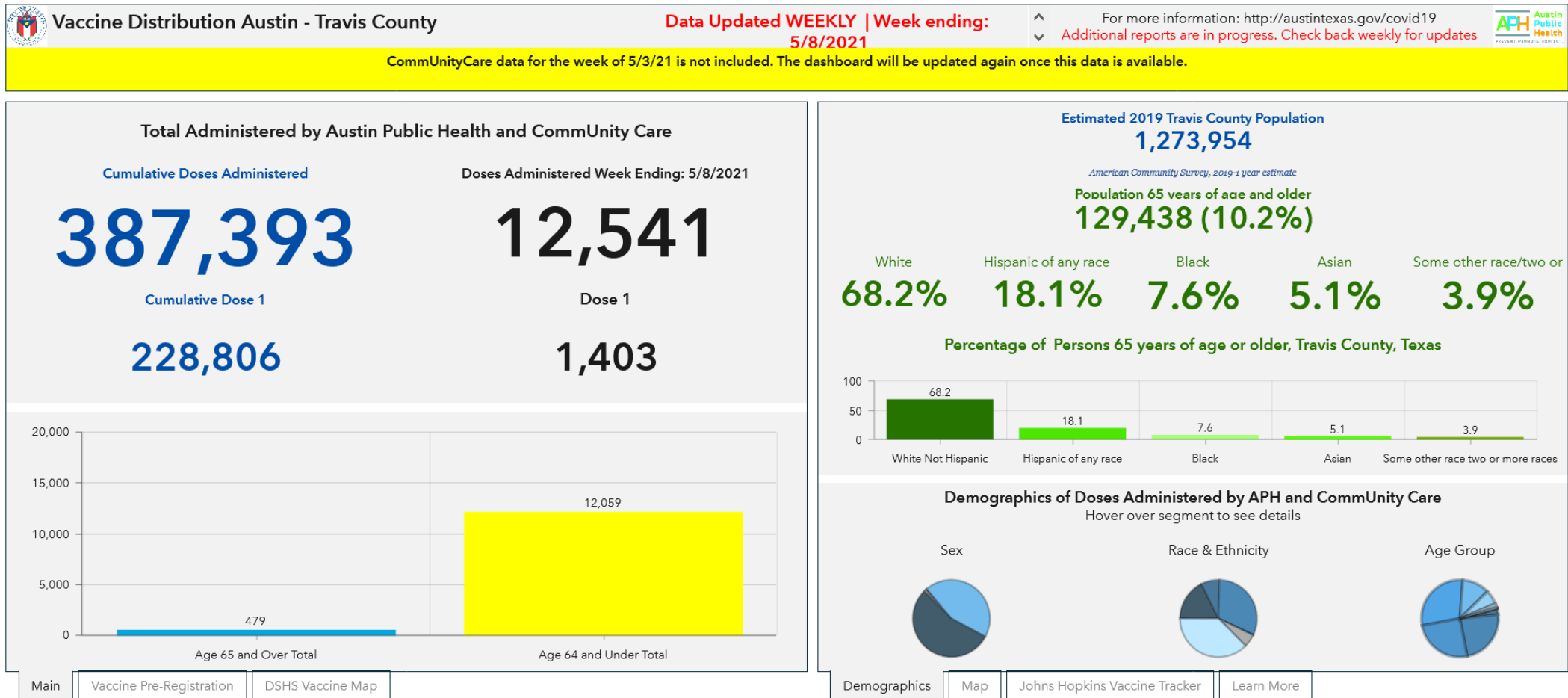


Nurses Week! May 6 - 12

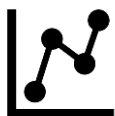


APH Vaccine Dashboard Update

CommUnityCare & APH data merged:



Dashboard Update Schedule



Starting May 15, APH will no longer update dashboards on Saturdays and Sundays

- Data from the weekend will be included in Monday updates

This schedule change will impact the following dashboards:

- COVID-19 Surveillance
- Key Indicators for Staging

The following dashboards will continue to be updated on a weekly basis:

- Vaccination Distribution (*Tuesdays*)
- Long-Term Care Facility (*Fridays*)
- Weekly Testing Rates (*Tuesdays*)

Vaccine for Childcare, Education, and Senior Population Update

APH Total

- Total of **300,729** first/second doses administered through APH (as of 5/10)

Childcare/School Staff

- **~13,131** school and child-care staff have been vaccinated with at least one dose (as of 5/10)

Senior Population

Doses through APH (60 years and older as of 5/10):

- First dose: **~60,704**
- Second dose: **~46,704**

DSHS Total

- **~107,788** Travis County residents 65 years or older have been vaccinated with at least one dose

Vaccine Update

Pilot partnership with AISD food distribution events:



This week on 5/13, the APH Mobile Vaccine Program will be at

- Padron Elementary School
- Dobie Middle School
- Blazier Elementary School
- Covington Middle School



AISD campuses are handling outreach efforts to their food distribution recipients through advance calls and flyers.

While these pilot events are not open to the public, homebound individuals can coordinate a mobile visit from APH by calling 3-1-1 or (512) 974-2000.

Vaccine Update

APH Pop-Up Clinics 5/10-5/16

- **Our Lady of Guadalupe**
 - **1206 E 9th St, Austin, TX 78702**
 - **Saturday, May 15, 2-6 p.m.**
- **LGBTQ+ Clinic @ Givens Park**
 - **3811 E 12th St, Austin, TX 78721**
 - **Sunday, May 16, 2-6 p.m.**



**Austin
Public
Health**

in alliance w/

**Austin's
LGBTQ+
Community
Partners**

**LGBTQ+
VACCINE
EVENT**



**MAY
16TH
2PM-6PM**

**GIVENS
DISTRICT PARK**

3811 E 12th St, Austin, TX 78721



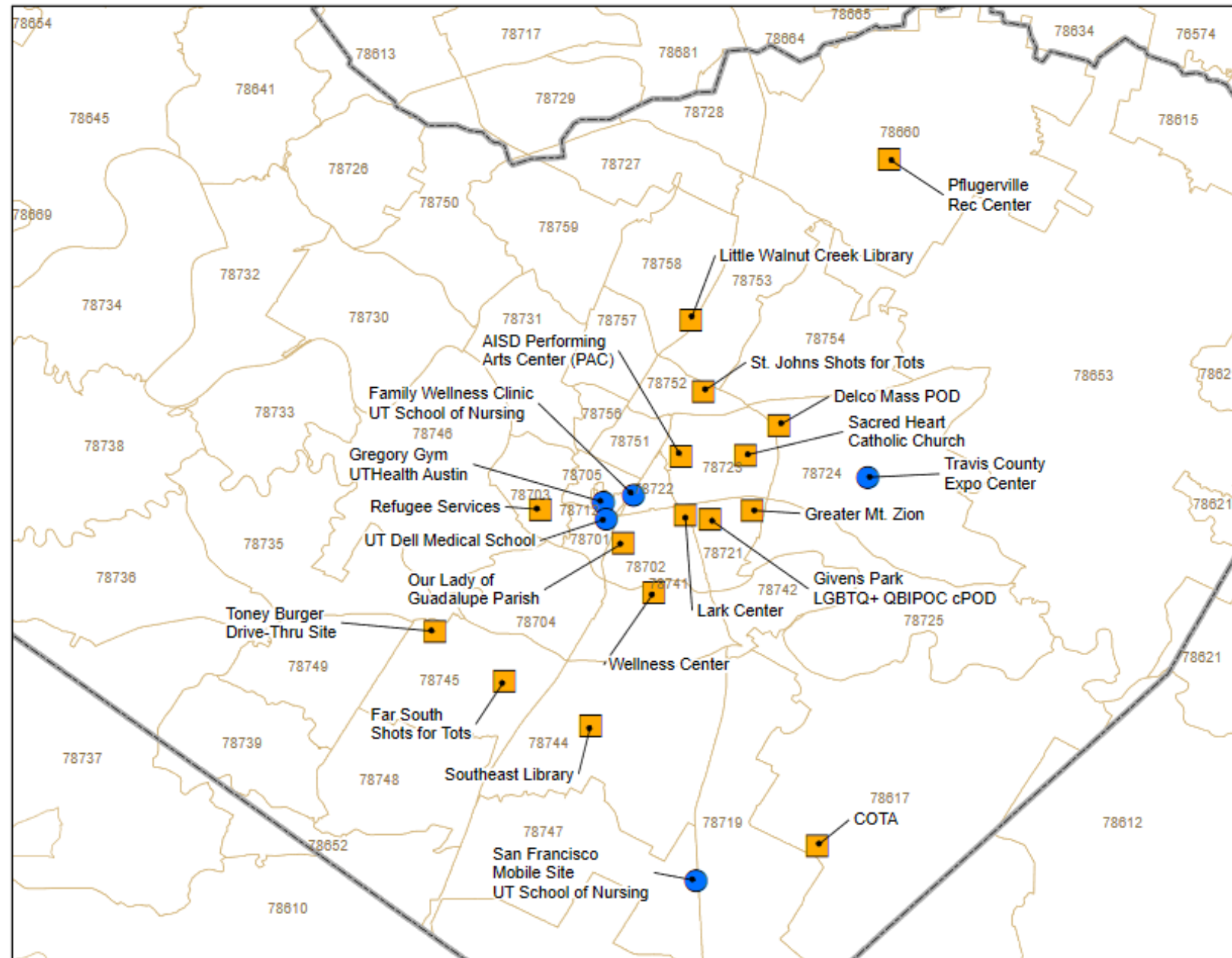
Scan this QR code and submit your info to be added to the registration list! APH's Equity Line will reach out and have your account and appointment created.

Vaccine Update

APH Walk-Up Clinics 5/10-5/16

No appointment, registration, or documentation needed – just show up!

- **Delco Activity Center**
 - ***Tuesday-Friday, 3-8 p.m. and Saturday, 10 a.m.-3 p.m.***
- **Little Walnut Creek Library**
 - ***Friday, 2-6 p.m. and Saturday, 10 a.m.-2 p.m.***
- **Southeast Library**
 - ***Tuesday-Friday, 2-8 p.m.***
- **Burger Activity Center (vehicle required)**
 - ***Wednesday-Friday, 9 a.m.-3 p.m.***



Vaccine Update

Scheduled Appointments vs.
Walk-up Appointments

Data from 5/1-5/7

	Scheduled Appointments	Walk-up Appointments	Walk-up Percentage
American Indian or Alaska Native	55	11	17%
Asian	1816	297	14%
Black or African American	915	237	21%
Hispanic or Latino	2487	662	21%
Native Hawaiian or Other Pacific Islander	34	10	23%
White	4515	1188	21%
Other	86	25	23%
Prefer not to answer	617	170	22%
Blank	9	5	36%

Vaccine Update

Locate additional providers in your area with supply of COVID-19 vaccine:



The Centers for Disease Control & Prevention and U.S. Health & Human Services have taken over VaccineFinder.org. **The site is now [Vaccines.gov](https://www.vaccines.gov).**



You can also text your zip code to:

- GETVAX (438829) – *English*
- VACUNA (822862) – *Spanish*

You will then receive a list of locations with COVID-19 vaccines available near you. *This service is also operated by the CDC and U.S. HHS.*

Vaccinations for 12+



APH currently receives the Moderna vaccine, which is only authorized for 18+

Providers offering the Pfizer vaccine, which is now authorized for 12+, include:

- Travis County drive-thru site
- UT Health Austin
- Local pharmacies (i.e., Walgreens, CVS, HEB)

To locate additional Pfizer vaccine providers, visit [Vaccines.gov](https://www.vaccines.gov)

Vaccination Incentives

APH is continuing to work on a process:



Encouraging business owners to offer coupons to their business



Working with grassroots organizations



Encouraging employers to allow time off for vaccine appointments that will not affect leave time

Austin FC Partnership

APH has partnered with Austin FC to ask fans to **#TakeTheShotATX**


Austin FC created PSAs in English and Spanish with their players to encourage COVID-19 vaccination



Austin FC
@AustinFC

If you're eligible, do it.
Take the shot, ATX.

#AustinFC | @AusPublicHealth



Austin FC
@AustinFC

Si puedes hacerlo, hazlo.
Vacúnate, Austin.

#AustinFC | @AusPublicHealth





Thank you!
