

---

# COVID-19 Update

May 18, 2021

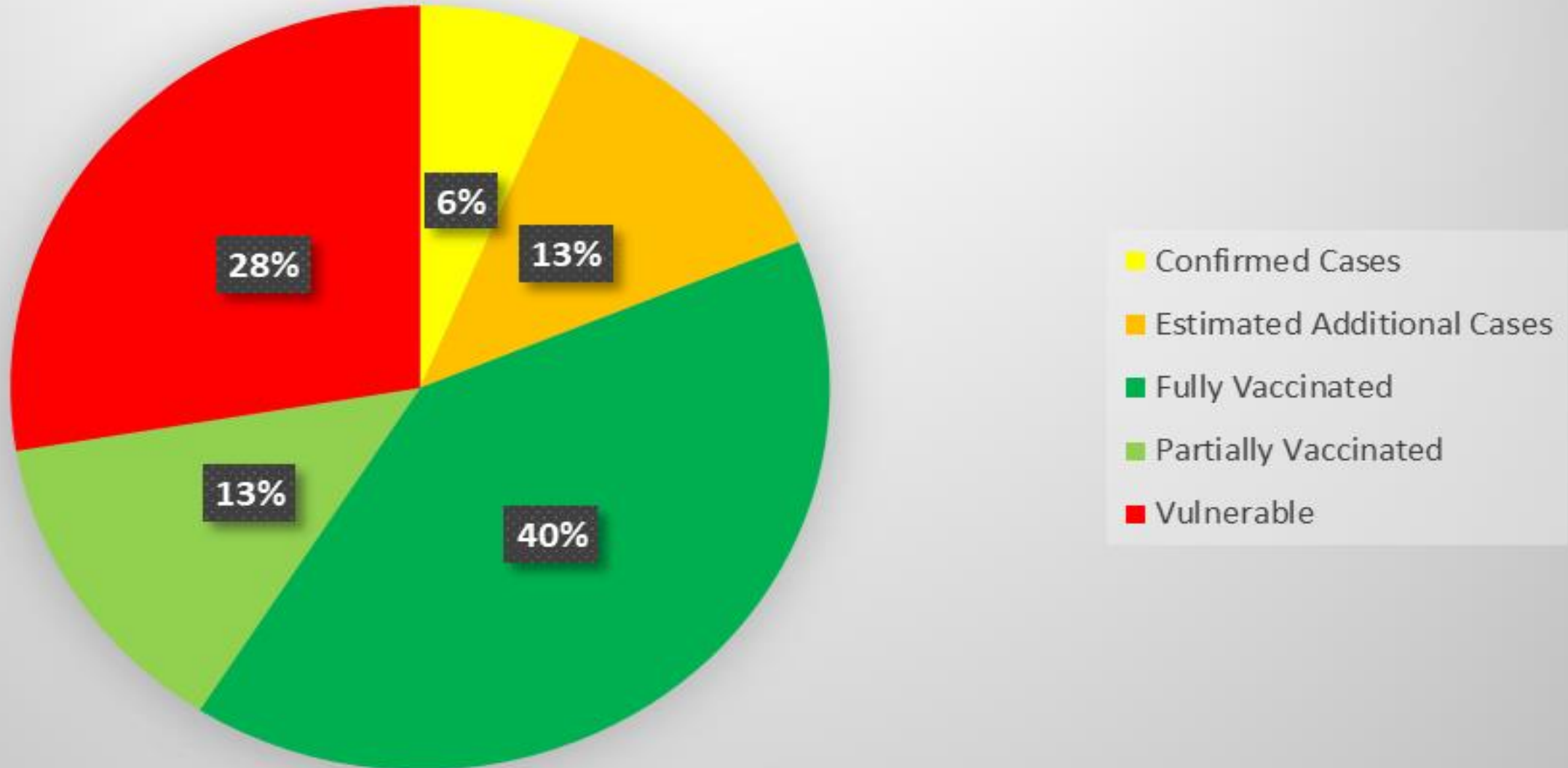
Mark Escott, MD, MPH

Chief Medical Officer – City of Austin

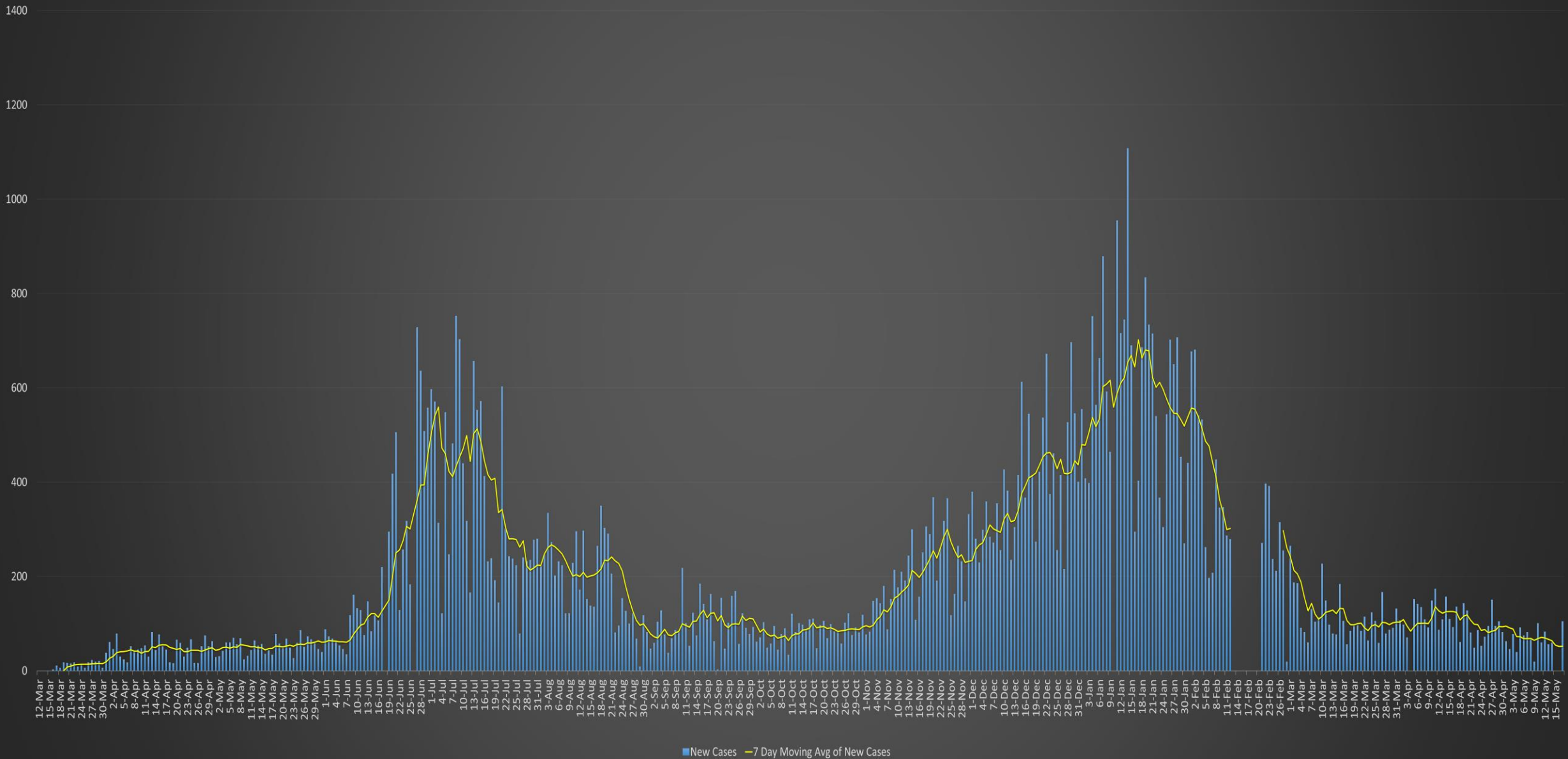
Interim Health Authority – City of Austin and Travis County

# COVID-19 Progress Towards Herd Immunity

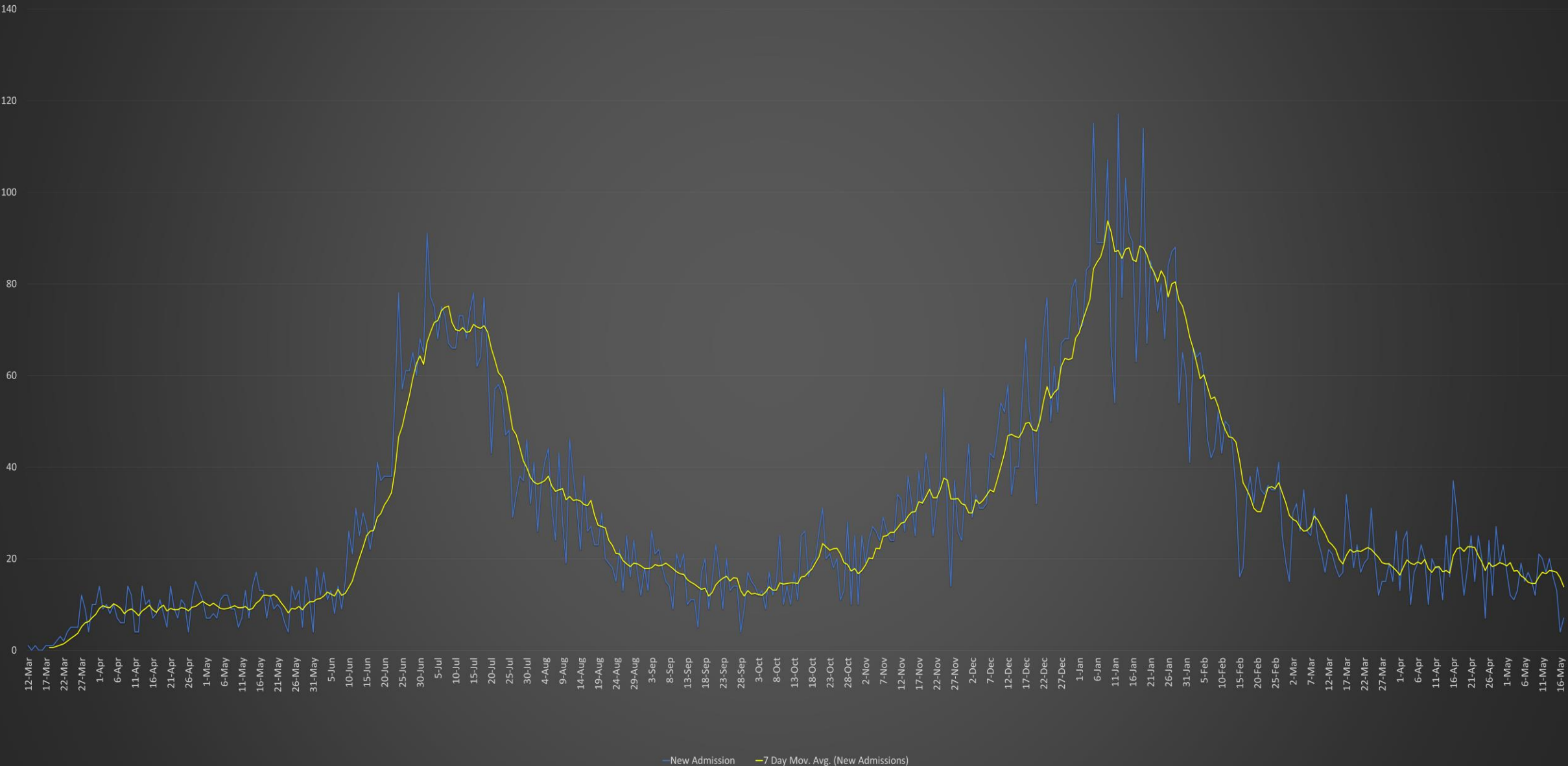
## Austin - Travis County



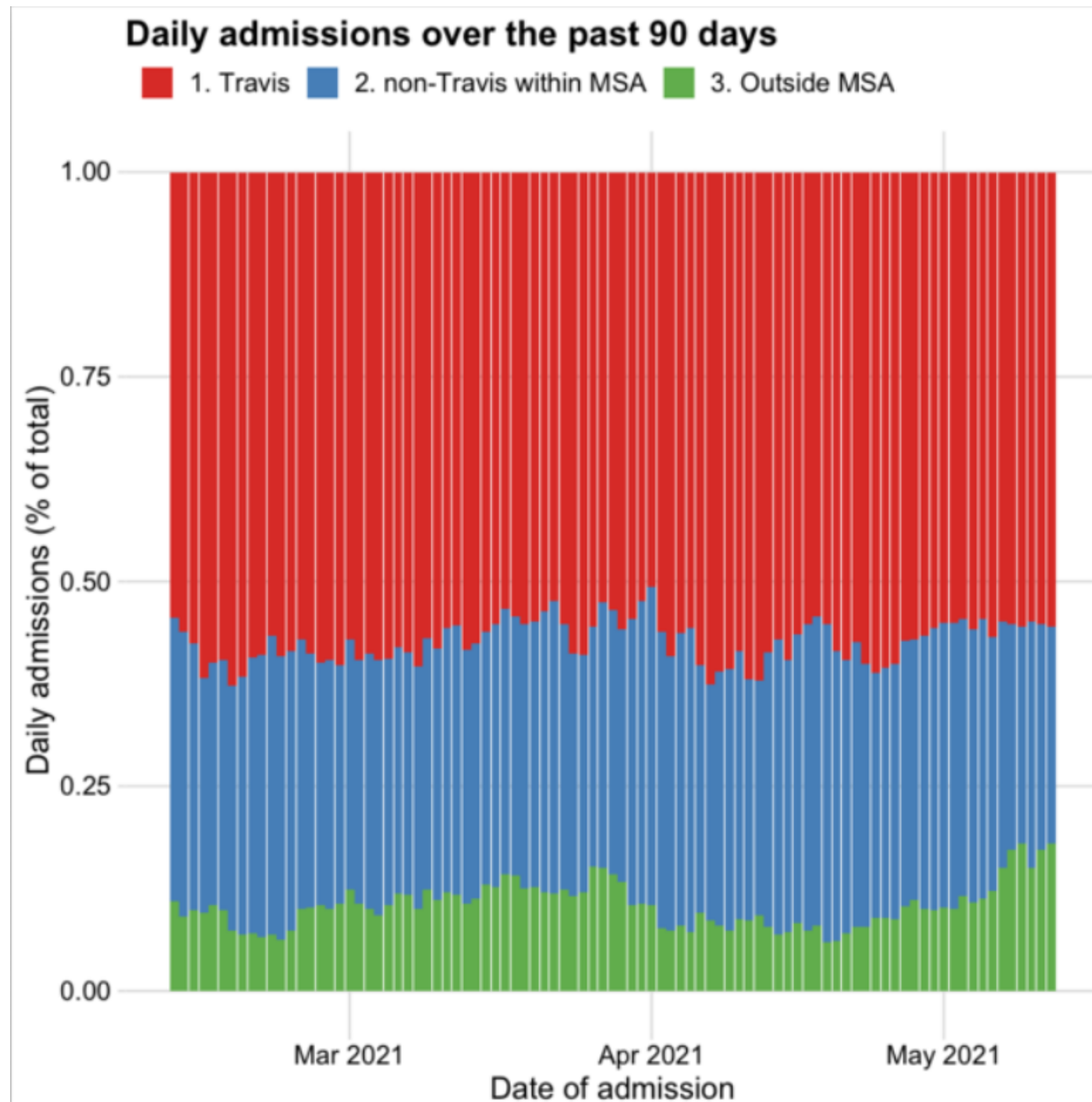
# COVID-19 Travis County New Confirmed Cases



# COVID-19 Austin MSA New Admissions



# Out-of-MSA Admissions



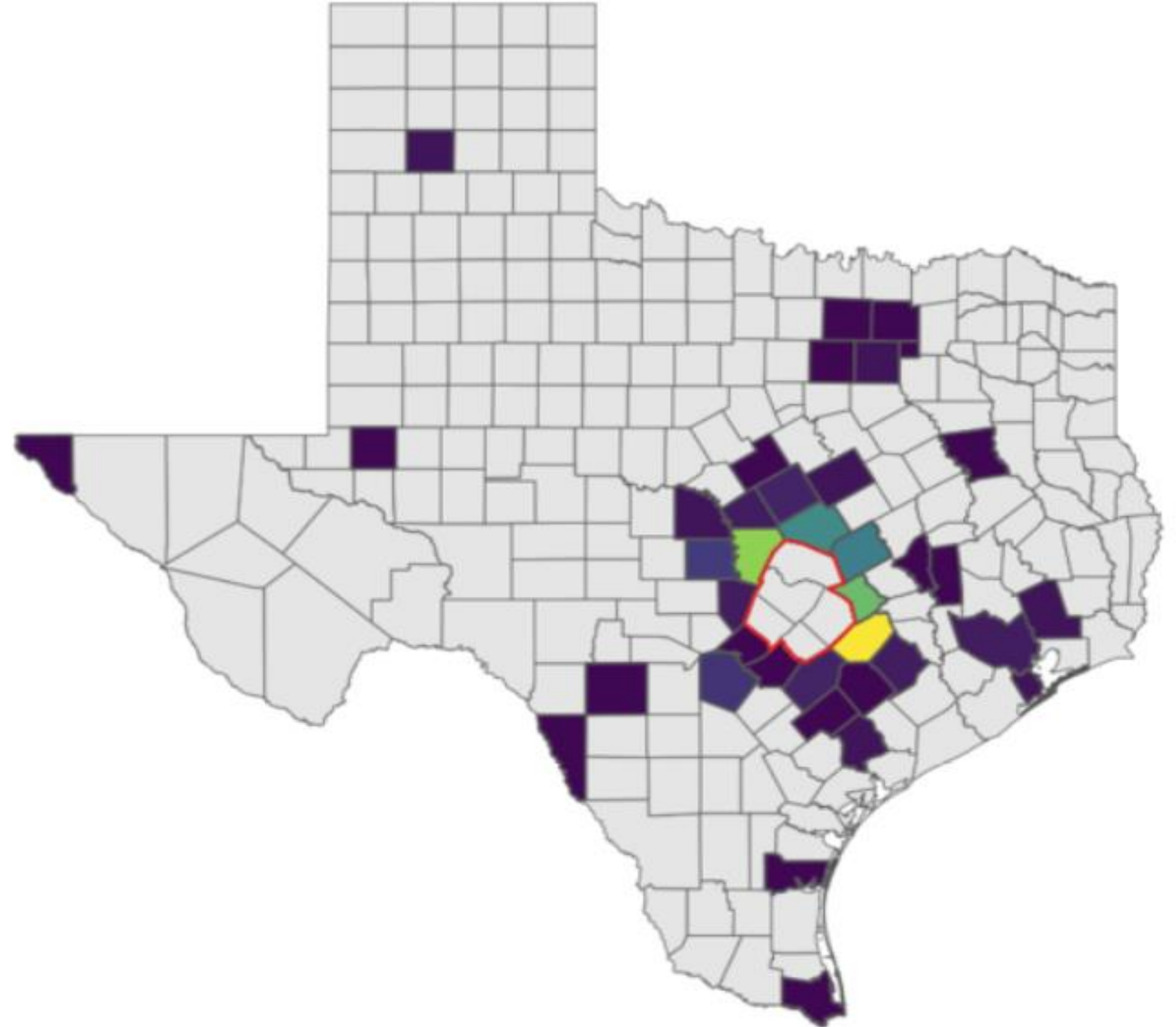
# Out-of-MSA Admissions

---

Hospital admissions from outside Austin in last 90 days



Austin-Round Rock, TX MSA



# Filtered Moving Average of Admissions

Moving Average: 13.85

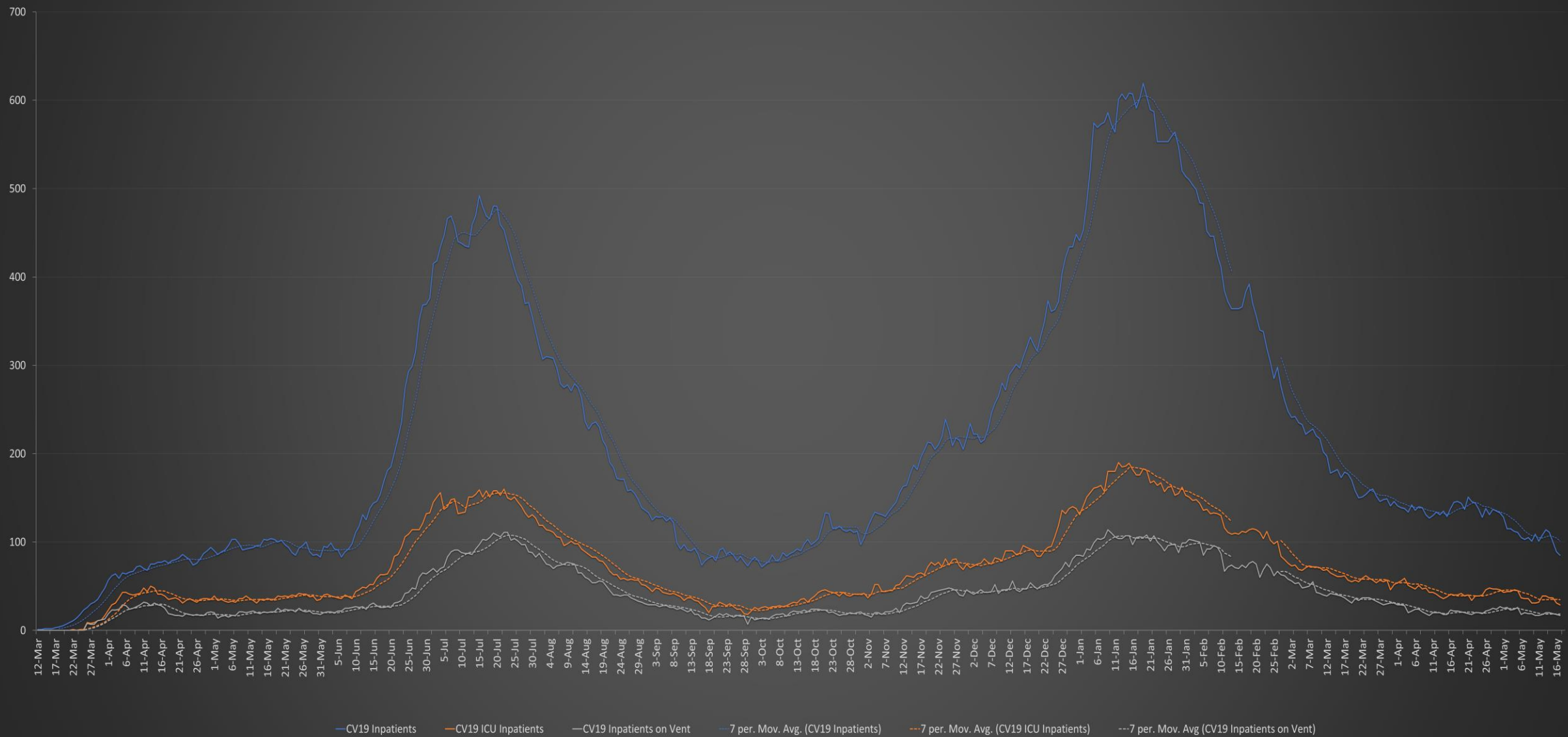
Filtered Moving Average: 12.71

Last 14 Days Moving Average:

- Current: 4 of the last 14 days below stage 2 threshold
- Filtered: 10 of the last 14 days below stage 2 threshold

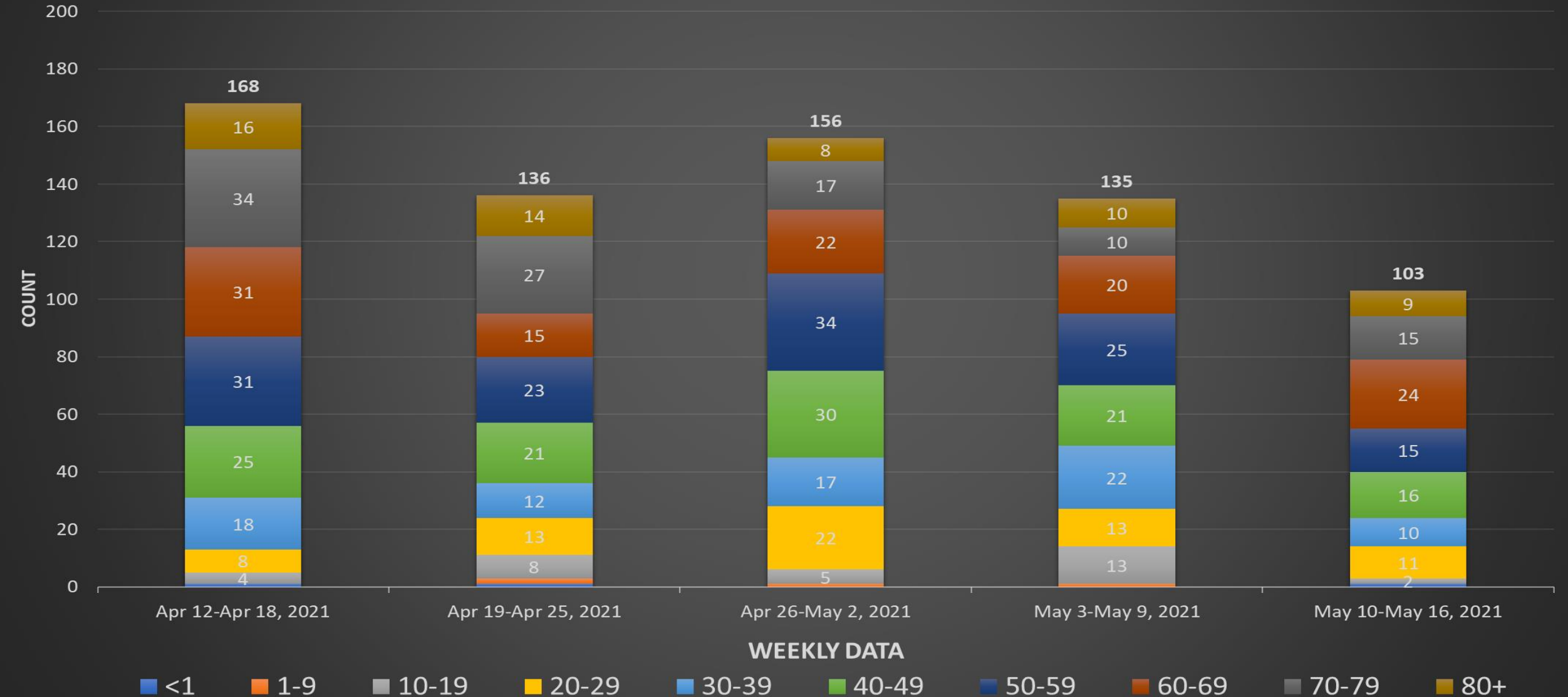


COVID-19 AUSTIN MSA CURRENT HOSPITALIZATIONS, ICU ADMISSIONS, AND VENTILATOR USE

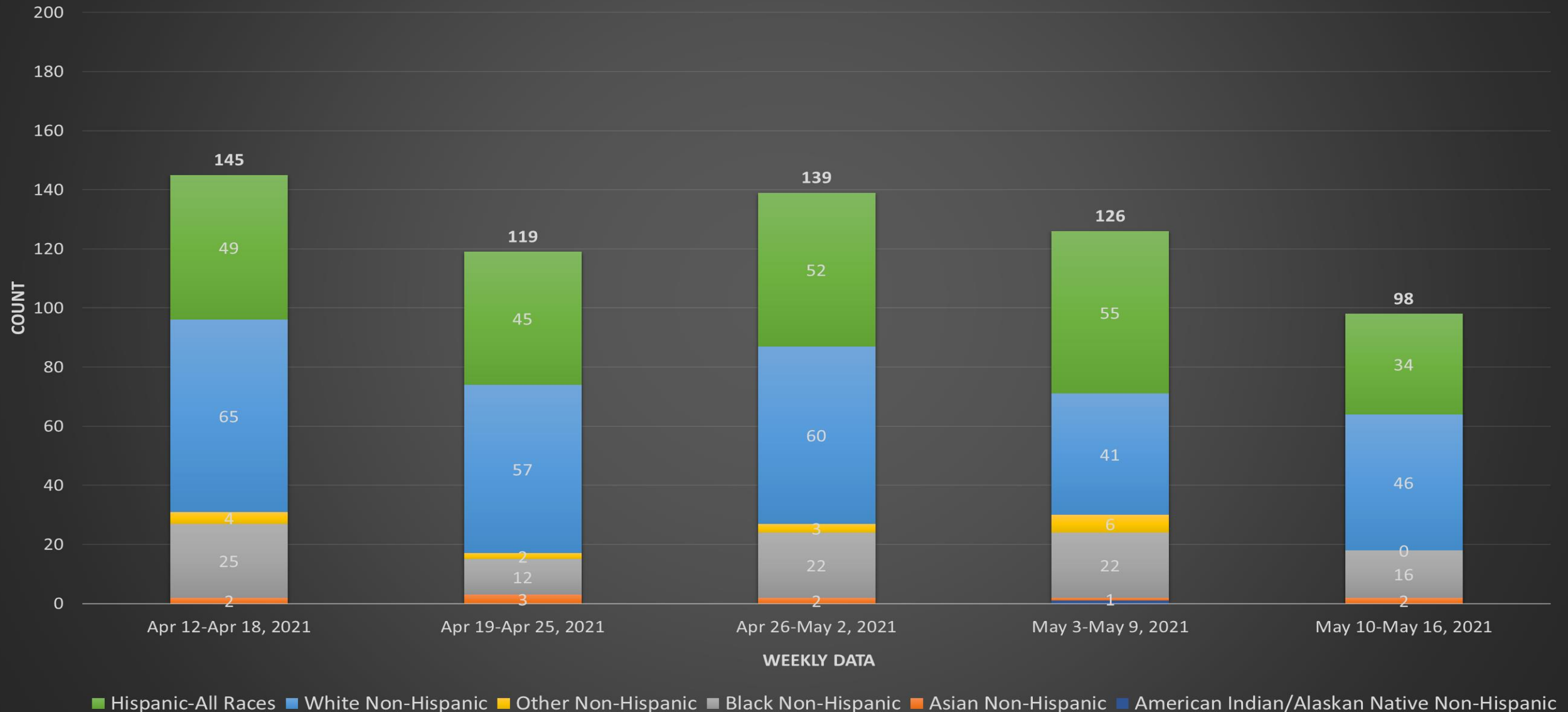


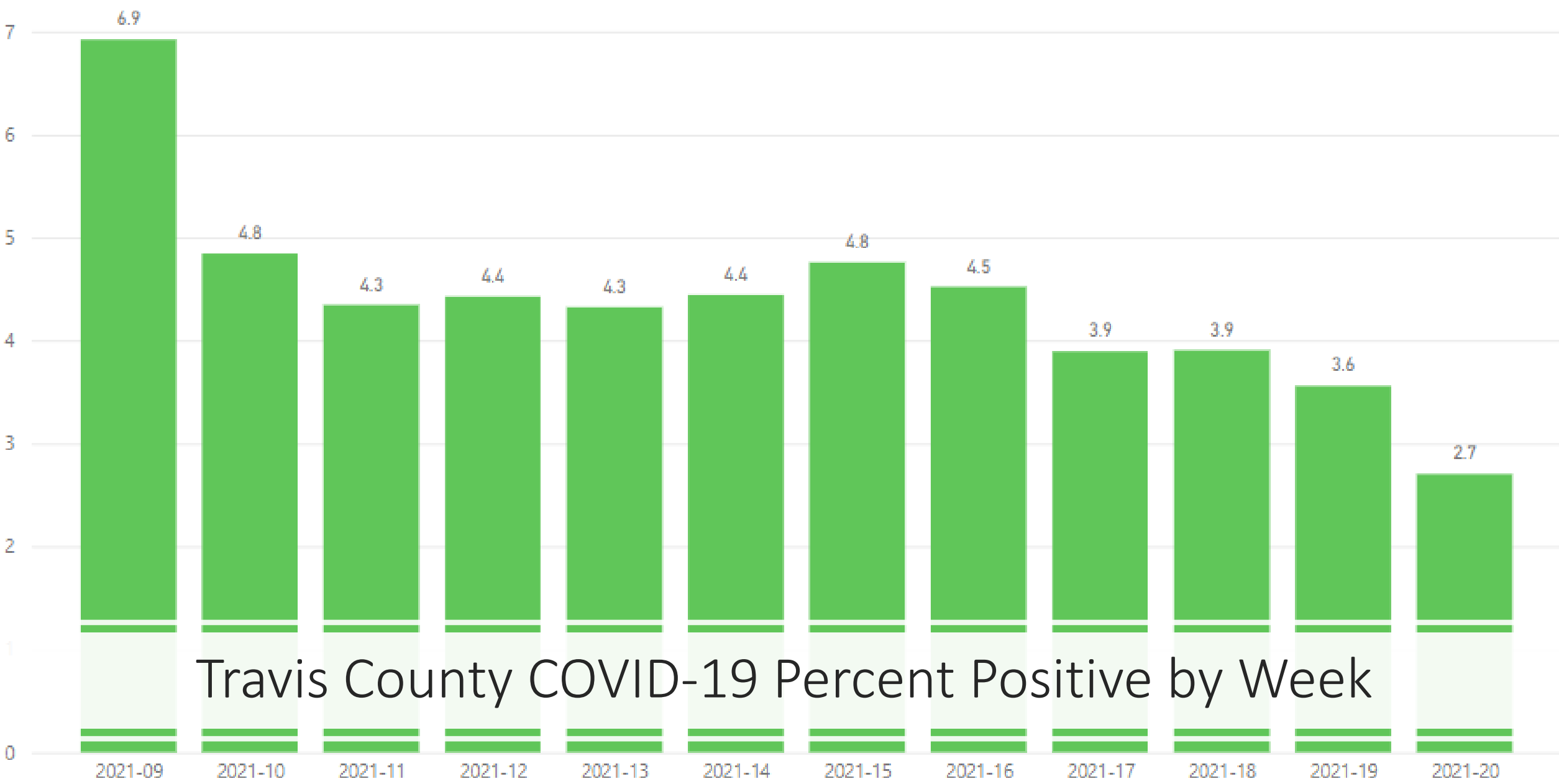


# City of Austin - Travis County COVID-19 Count of Weekly Hospitalizations by Age Group (Austin MSA)



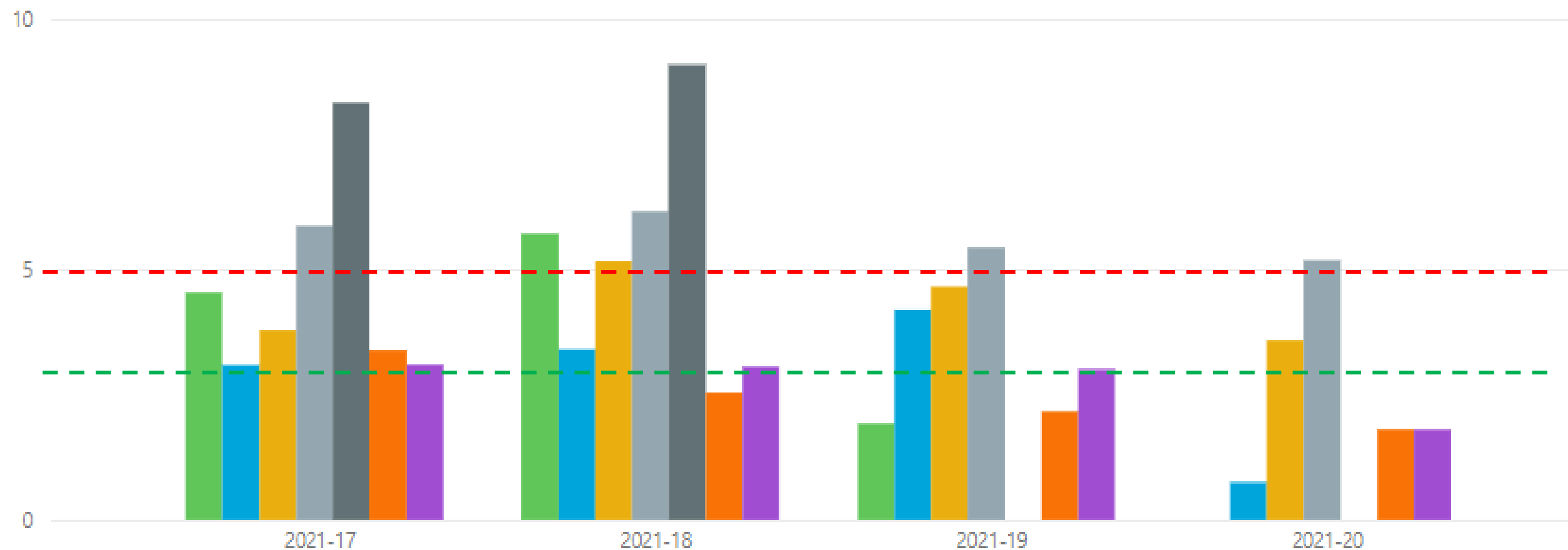
# City of Austin - Travis County COVID-19 Count of Weekly Hospitalizations by Race/Ethnicity (Austin MSA)



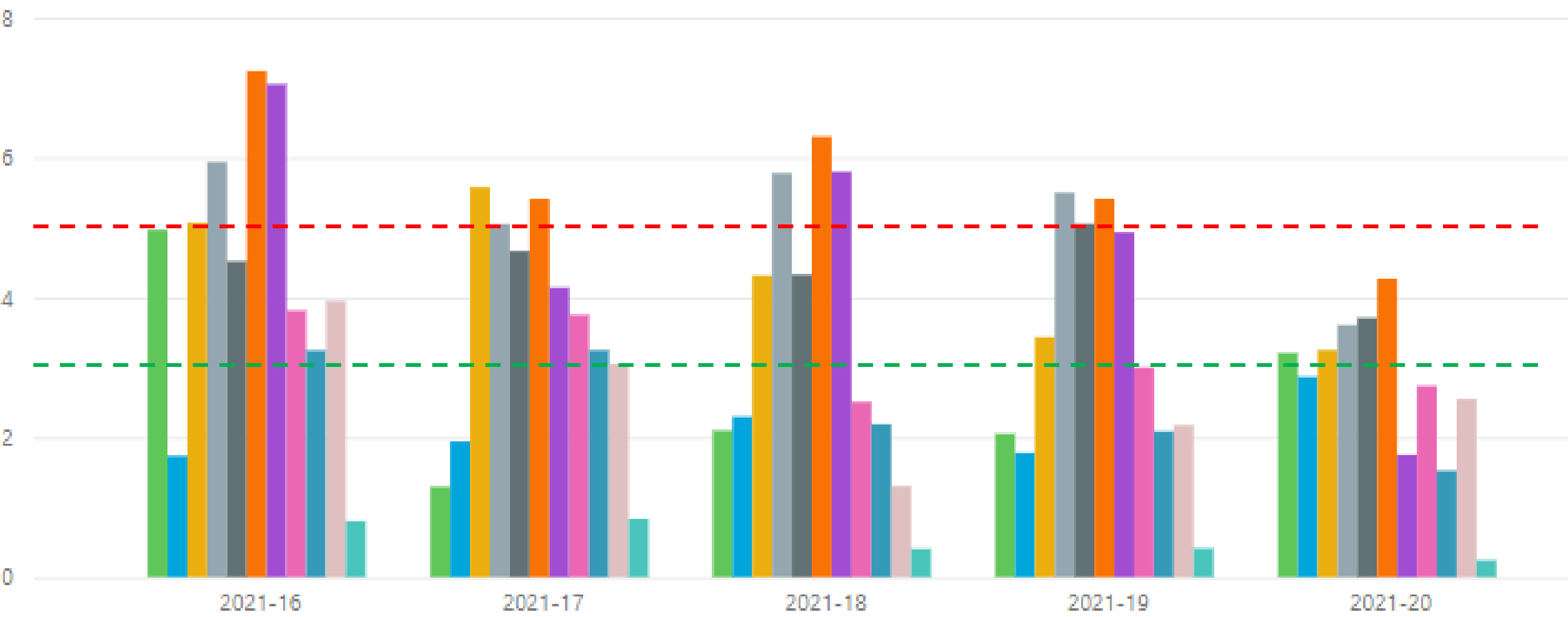


Travis County COVID-19 Percent Positive by Week

Race/Ethnicity 
 ● American Indian or Alaska Native 
 ● Asian 
 ● Black or African American 
 ● Hispanic or Latino 
 ● Native Hawaiian or Other Pacific Islander 
 ● Other 
 ● White



Age Group at Collection  
 <1  
 01-09  
 10-19  
 20-29  
 30-39  
 40-49  
 50-59  
 60-69  
 70-79  
 80+  
 Unknown



# Positivity in School- aged Children 5/9-5/15

High School: 4.4%

Middle School: 1.5%

Elementary School: 3.1%

Preschool: 2.3%

**Accession Estates (AL)**  
Cases within last 14 days: 0  
Cases within last 28 days: 0

**Arbor Terrace Lakeway (AL)**  
Cases within last 14 days: 0  
Cases within last 28 days: 0

**Arden Courts (AL)**  
Cases within last 14 days: 0  
Cases within last 28 days: 0

**Auberge at Bee Caves (AL)**  
Cases within last 14 days: 0  
Cases within last 28 days: 0

**Auberge at Onion Creek (AL)**  
Cases within last 14 days: 0  
Cases within last 28 days: 0

Cases

New Cases Within Last 14 Days

New Cases Within Last 28 Days

Deaths

Travis County Percent Positivity

3,428

6

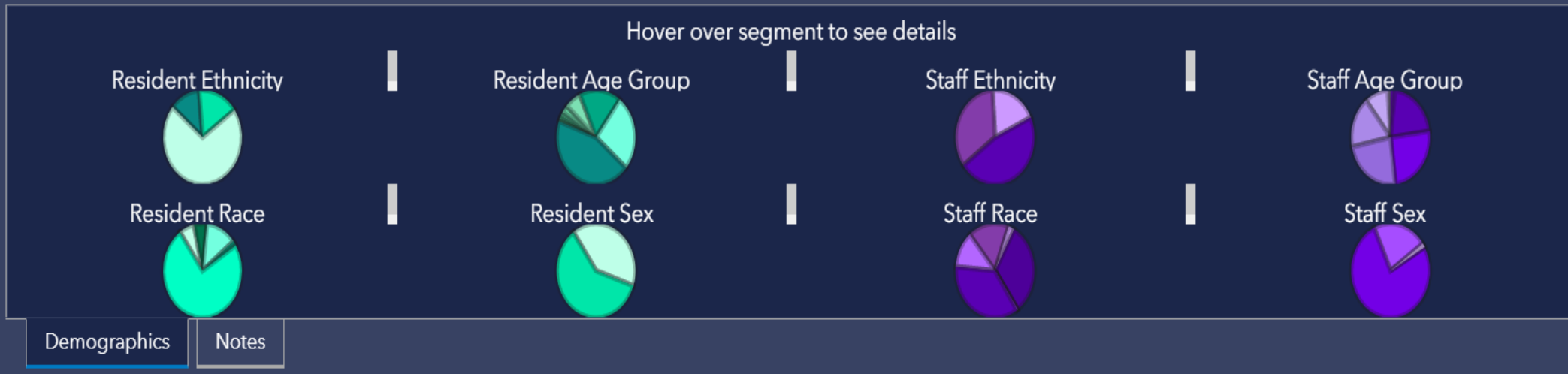
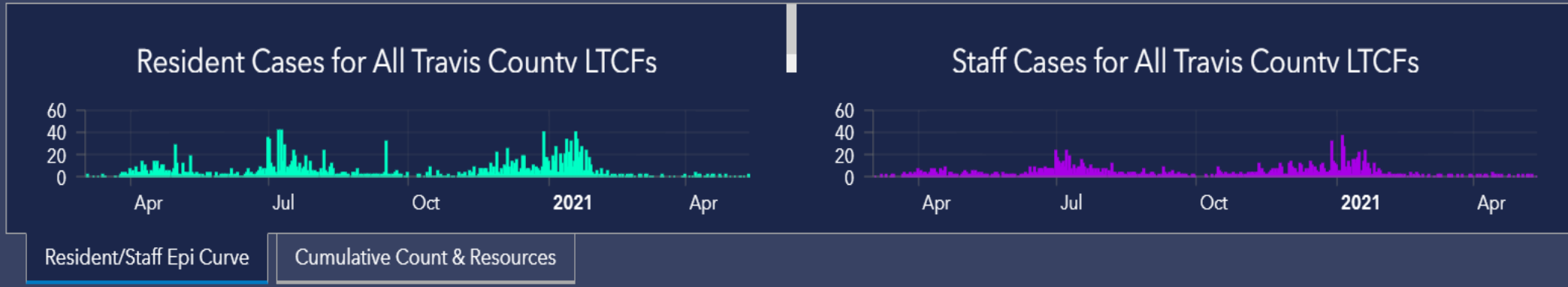
17

307

2.7%

Data from April 21-May 4, 2021

Source: [Data.CMS.gov](#)





# COVID-19: Variants of Concern

	Variants of concern ( <a href="#">SARS-CoV-2 Variant Classifications and Definitions (cdc.gov)</a> )				
	B.1.1.7	B.1.351	P.1	B.1.427	B.1.429
# Hospitalized	1	0	0	0	0
# Deaths	0	0	0	0	0
TOTAL	147	0	3	2	46

# COVID-19: Breakthrough and Reinfections

- **Breakthrough**

- 103 Infections / 526,255 fully vaccinated residents: Rate: 0.02%
- 6 Hospitalizations (All age >50)
- 2 Deaths (All age >70)

- **Reinfection (under investigation)**

- 387 potential reinfections/ 83,366 confirmed cases: Rate: 4.63%
- 46 Hospitalizations
- 5 Deaths

**People with a history of COVID-19 Infection  
need to be vaccinated**

# Health Authority Rules: Expectations for Individuals

## Unvaccinated or Partially Vaccinated

- Continue to wear a face covering when outside of the home
- Maintain at least three feet of physical distancing from others
- Avoid crowds and poorly ventilated places

## Fully Vaccinated

- Continue to wear a face covering and/ or distance from others when there is an increased risk to unvaccinated individuals

# Health Authority Rules: Site Requirements

## Outdoor Sites

- <2,500 people gathered: May implement a written policy and post signs allowing fully vaccinated individuals to be present without masking
- ≥2,500 people gathered: Must maintain a facial covering requirement unless approval received in writing from APH

## Indoor Sites

- <500 people gathered: May implement a written policy and post signs allowing fully vaccinated individuals to be present without masking
- ≥500 people gathered: Must maintain a facial covering requirement

# Health Authority Rules: Mandatory Masking Sites

Hospitals

Healthcare Facilities

Long Term Care Facilities

Congregate Shelters






































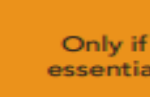

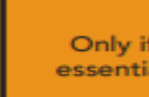







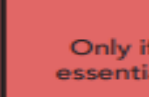
Jails and Prisons\*

Mass Transit\*

Schools\*

# COVID-19 Risk-Based Chart - Vaccine Edition

\*\* Please continue following additional requirements of local businesses, venues and schools regardless of vaccination status or stage.

Recommended thresholds 7-day average hospital admits		Private Gatherings**				Travel**		Dining/ Shopping**	
		Indoor		Outdoor					
		 Vaccinated	 Partially/ Unvaccinated	 Vaccinated	 Partially/ Unvaccinated	 Vaccinated	 Partially/ Unvaccinated	 Vaccinated	 Partially/ Unvaccinated
<5 or 70%-90% vaccination herd immunity achieved	Stage 1								
5 - 14	Stage 2								
15 - 29	Stage 3		 If high risk: avoid unless essential		 If high risk: avoid unless essential		 If high risk: avoid unless essential	 If high risk: avoid unless essential	 If high risk: avoid unless essential
30 - (50 - 90) *	Stage 4						 Only if essential		 Only if essential
> 50 - 90 *	Stage 5								 Only if essential

\* The exact hospitalization average trigger will depend on the rate of increase. A faster increase in the daily average will trigger stage 5 risk recommendations when the number reaches the lower end of this range.



Mask optional, continue washing hands and other hygiene precautions



Not recommended at all, with or without masks




Take prevention measures: wear a mask, wash your hands and social distance following CDC guidelines



# Stage 2 Recommendations

- Fully vaccinated individuals can participate in indoor and outdoor **private** gatherings and dine and shop **without** precautions if allowed by business.
- Partially vaccinated or unvaccinated individuals can participate in indoor and outdoor **private** gatherings and dine and shop **with** precautions.
- Everyone, regardless of vaccination status, can travel **with** precautions.





+



=





# COVID-19 UPDATE

May 18, 2021

---

ADRIENNE STURRUP

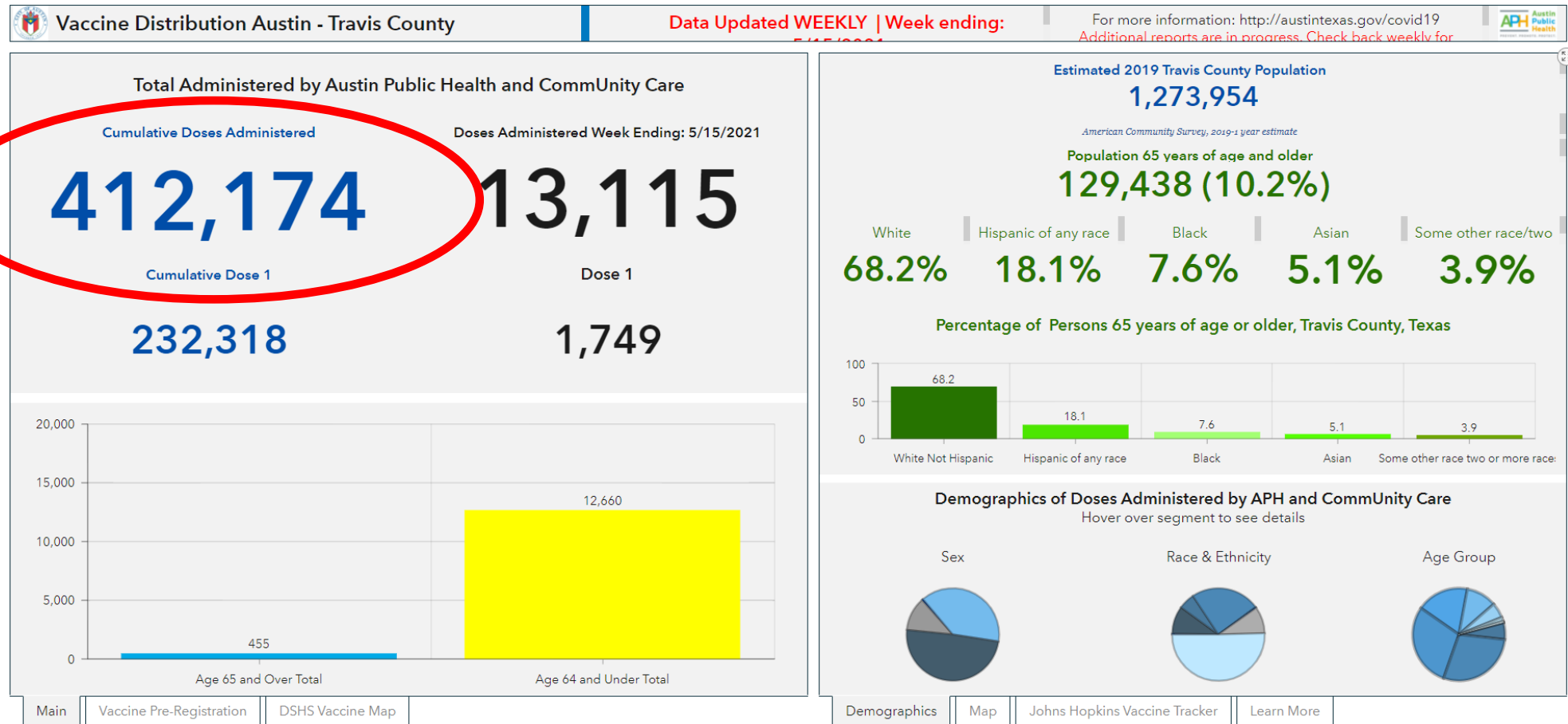
INTERIM AUSTIN PUBLIC HEALTH  
DIRECTOR



# APH Vaccine Dashboard Update

CommUnityCare & APH data merged:

400K Benchmark!



DSHS Vaccine  
Report in Travis  
County by age

## Age 12 +

- **60.07%** vaccinated with at least one dose
- **47.50%** FULLY vaccinated

## Age 65 +

- **80.91%** vaccinated with at least one dose
- **68.95%** FULLY vaccinated

# Vaccine Update

Where to vaccinate your child/teen with Pfizer

---

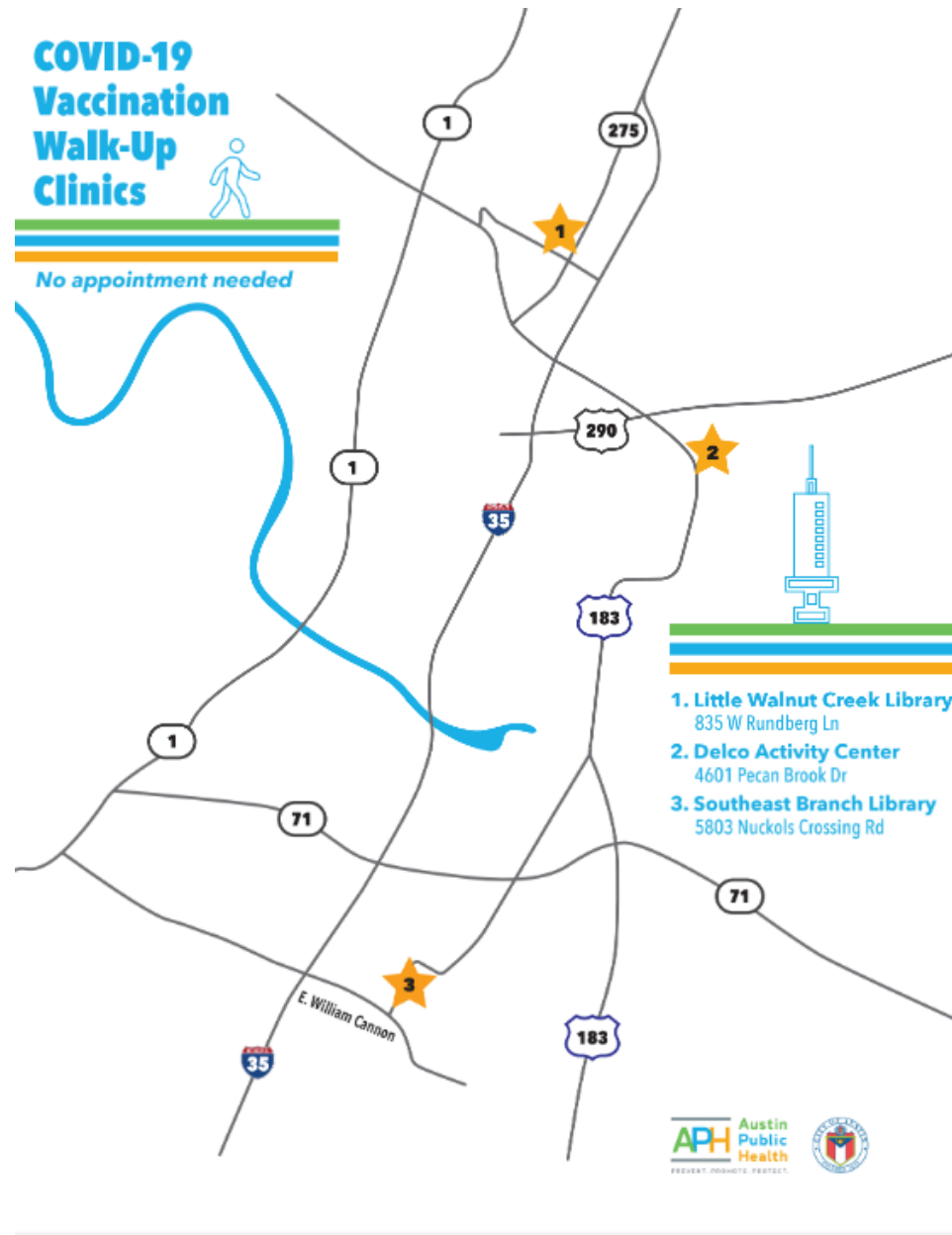
- Visit [Vaccines.gov](https://www.vaccines.gov) for clinics and pharmacies providing Pfizer near you
- **Public-operated sites:**
  - **UT Health Austin**
    - 1601 Trinity Street, Bldg. A, 78712
    - Monday-Friday, 8 a.m. to 5 p.m.
  - **Travis County Expo Center**
    - 7311 Decker Ln, Austin, TX 78724
    - Friday – May 14, 2021 – 9:00 a.m. – 5:00 p.m.
    - Saturday – May 15, 2021 – 9:00 a.m. – 5:00 p.m.
    - Sunday – May 16, 2021 – 9:00 a.m. – 5:00 p.m.

# Vaccine Update

APH Walk-Up Clinics 5/17-5/21

No appointment, registration, or documentation needed – just show up!

- Delco Activity Center
  - Tuesday-Friday, 3-8 p.m. and Saturday, 10 a.m.-3 p.m.
- Little Walnut Creek Library
  - Friday, 2-6 p.m. and Saturday, 10 a.m.-2 p.m.
- Southeast Library
  - Tuesday-Friday, 2-8 p.m.



# Vaccine Update

APH Pop-Up Clinics 5/10-5/16

## Sacred Heart Catholic Church

- [5909 Reicher Drive, Austin, TX 78723](#)
- Friday, May 21 and Saturday, May 22, 10 a.m.-8 p.m.

## Del Valle High School\*

- [5201 Ross Road, Del Valle, TX 78617](#)
- Saturday, May 22, 9 a.m.-2 p.m.
- \*Pfizer partnership with Travis County

## LGBTQ+ at Givens (rescheduled)

- [3811 East 12th Street, Austin, TX 78721](#)
- Sunday, May 23, 2-6 p.m.



# LGBTQI+ VACCINE EVENT

Austin  
Public  
Health in  
alliance w/  
Austin's  
LGBTQI+  
Community  
Partners



May  
23rd  
2PM-6PM


## GIVENS DISTRICT PARK

3811 E 12th St, Austin, TX 78721



Scan this QR code and submit your info to be added to the registration list! APH's Equity Line will reach out and have your account and appointment created.





First 500 to get a free vaccine at the Delco Activity Center THIS Saturday May 22 10a.m.- 3p.m. will get a \$5 Torchy's Taco voucher!

THANK YOU