



METROBIKE

powered by **B**Cycle



in partnership with



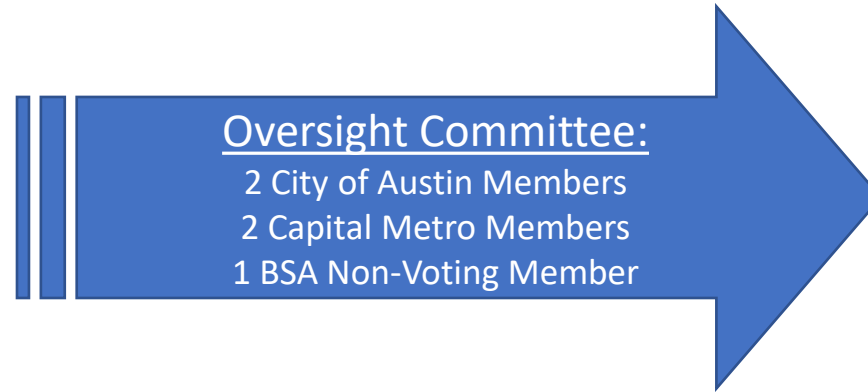
AUSTIN TRANSPORTATION

1



METRO

Partnership



METROBIKE

Managed and
Operated by:



Since our Partnership:

Rebrand + Test 3.0 Docks



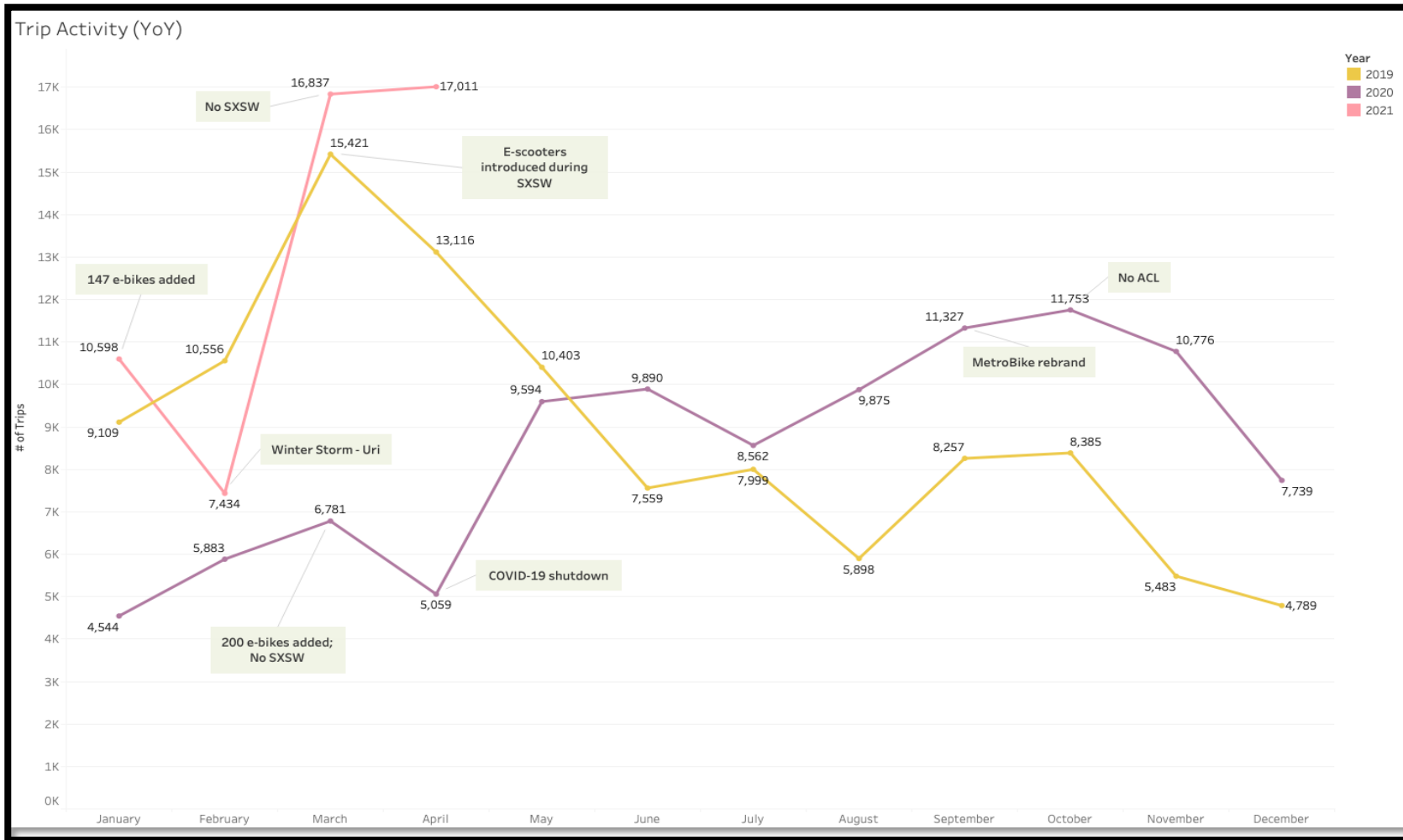
App Integration



CapMetro App Sales: 9/2020 – 3/2021

Pass Type	Total	% of Total BSA Sales
Commuter & MetroBike 31 – Day	5	0.42%
Commuter & MetroBike Day	11	0.59%
Free Election Day MetroBike	9	0.48%
Local & MetroBike 31-Day	27	2.29%
Local & MetroBike Day	109	5.83%
Grand Total	161	0.76%

MetroBike Ridership 2019-present:



What's happening now:



Transition to a 100% e-assist electric fleet



Coordinate with transit for direct first/last mile integration



Promote MetroBike to new and existing users



Test 3.0 docks for improved flexibility in installation



Engaging with bike and transit infrastructure expansion



Continuous improvement of high-quality daily operations

Indicators for MetroBike System Evolution

Existing Conditions – What is happening now?



Indicator 01:
Bicycle Network Access



Indicator 02:
Crash Density/Severity



Indicator 03:
MetroBike System Continuity



Indicator 04:
Transit Supportiveness



Indicator 05:
Health Outcomes

Future Conditions – What will happen in the next 3+ years?



Indicator 06:
Displacement Risk



Indicator 07:
Future Infrastructure

Demand and Need – Where are existing and potential MetroBike customers?



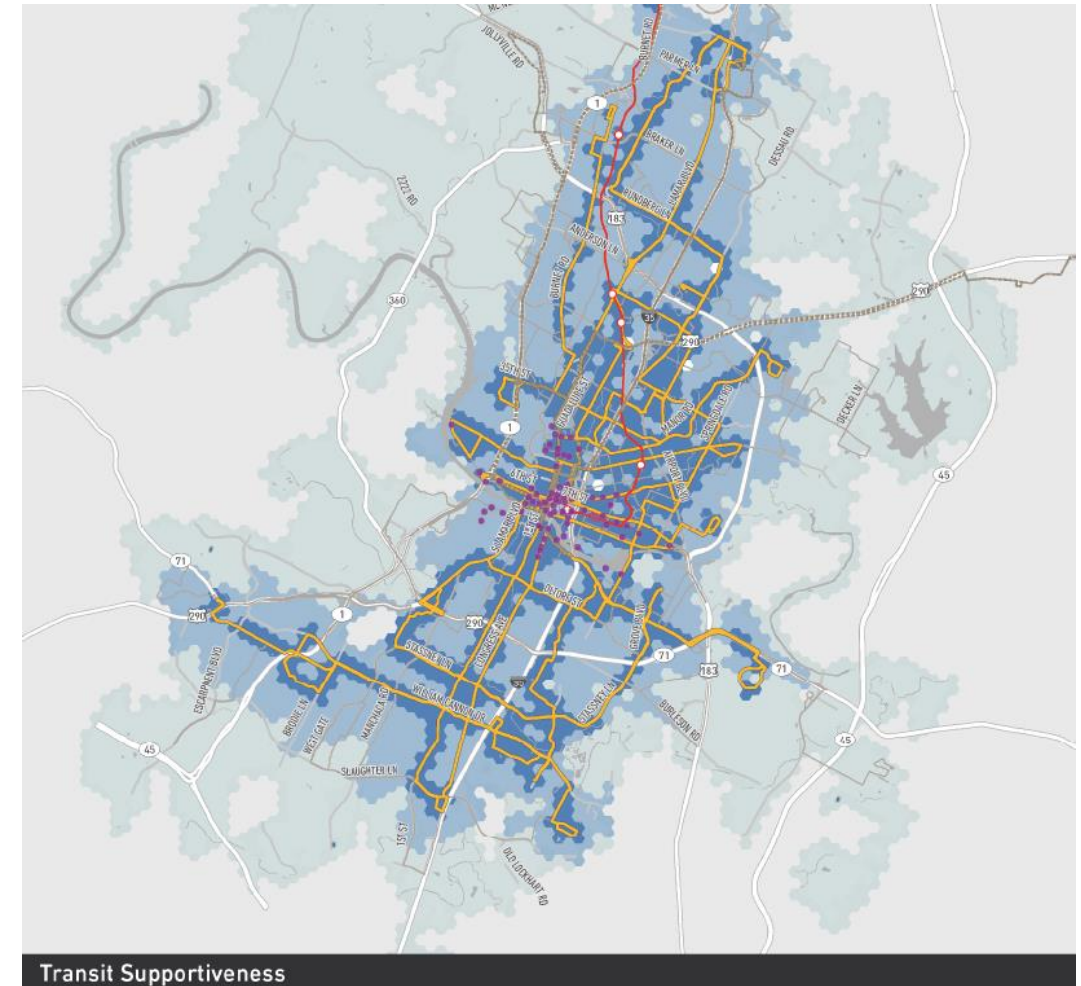
Indicator 08:
Micromobility Trip Activity



Indicator 09:
Mobility Need



Indicator 10:
Ridership Propensity





METRO

THANK YOU!