

---

# COVID-19 Update

May 25, 2021

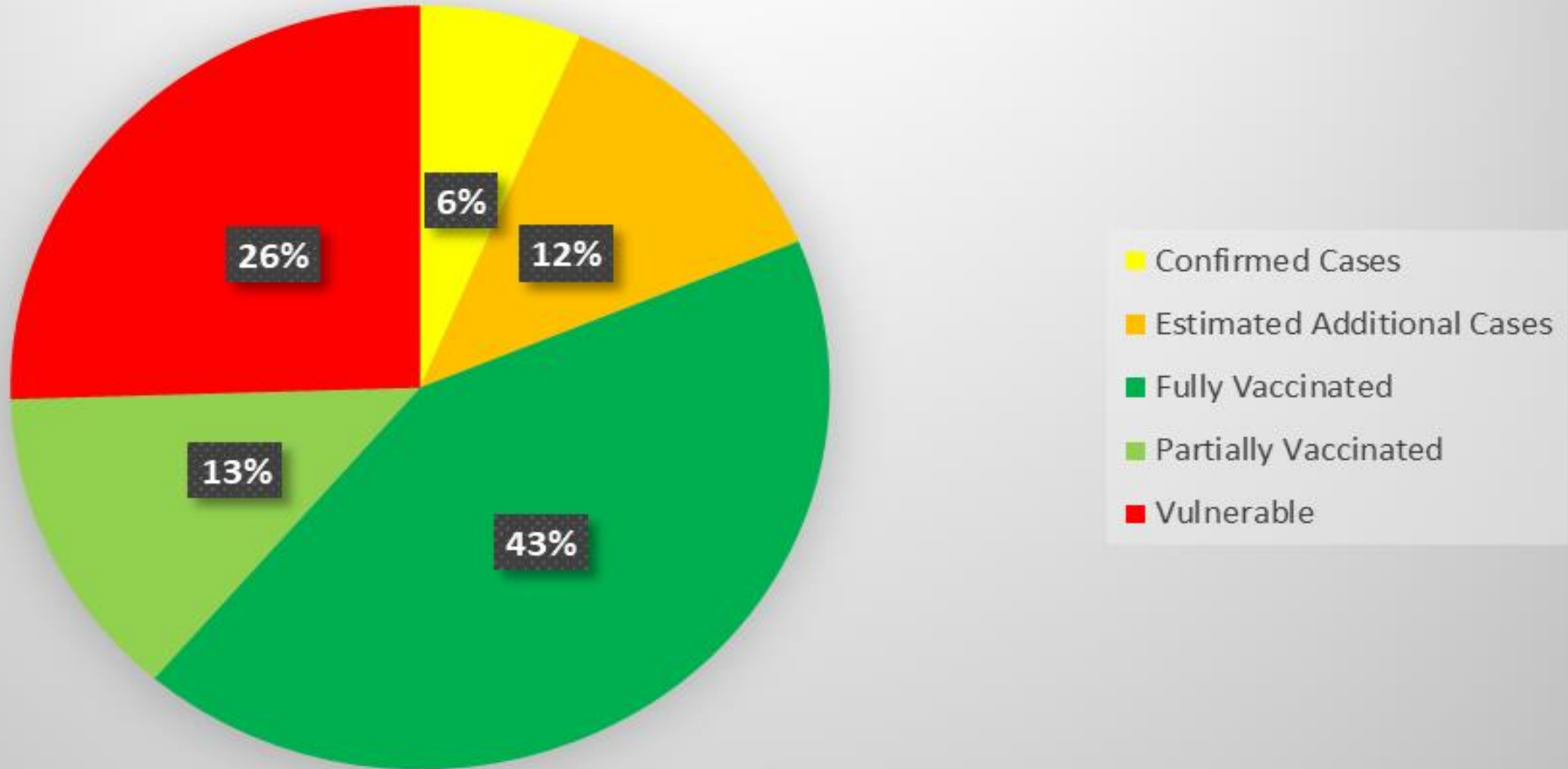
Mark Escott, MD, MPH

Chief Medical Officer – City of Austin

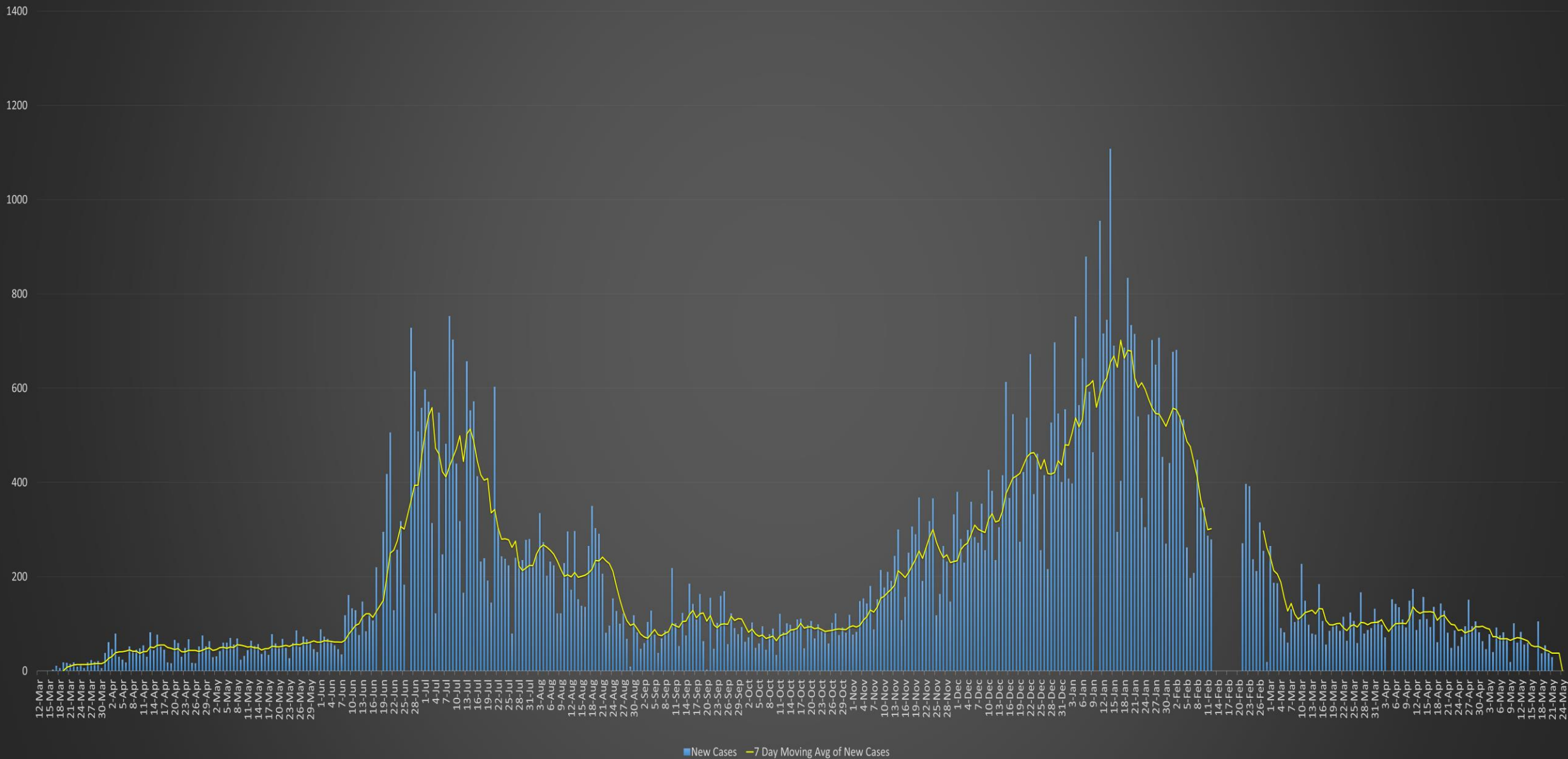
Interim Health Authority – City of Austin and Travis County

# COVID-19 Progress Towards Herd Immunity

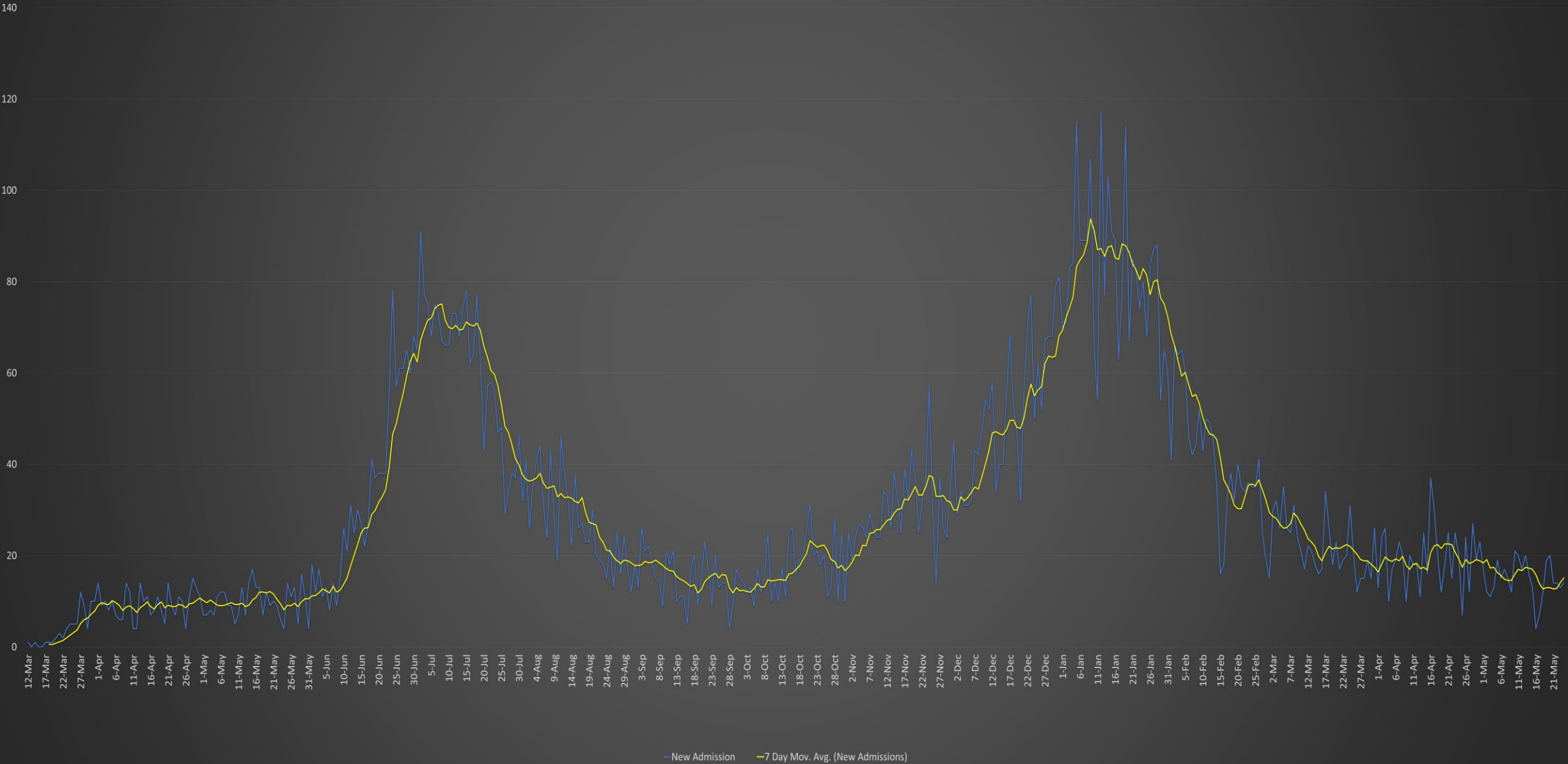
## Austin - Travis County



# COVID-19 Travis County New Confirmed Cases



# COVID-19 Austin MSA New Admissions

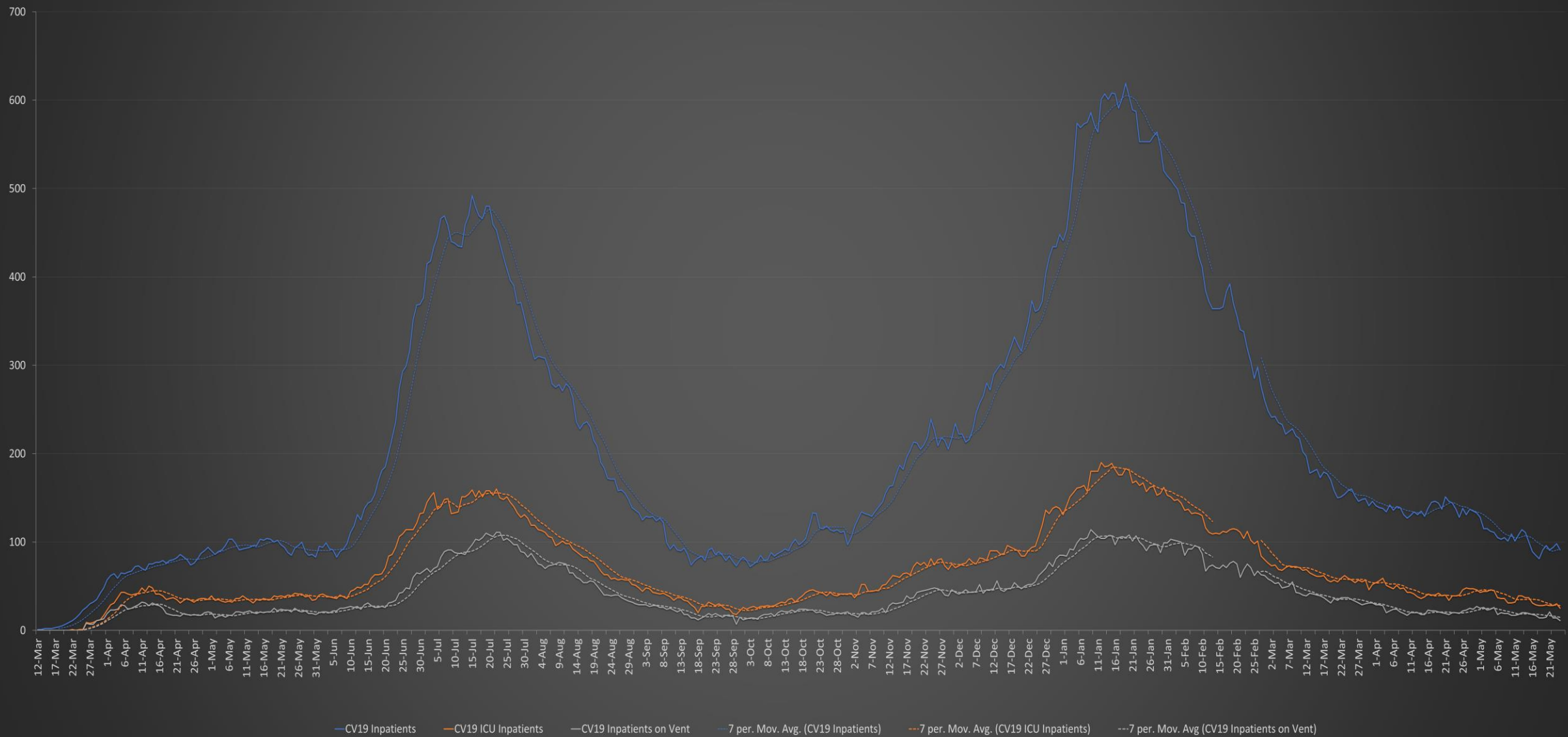


# Filtered Moving Average of Admissions

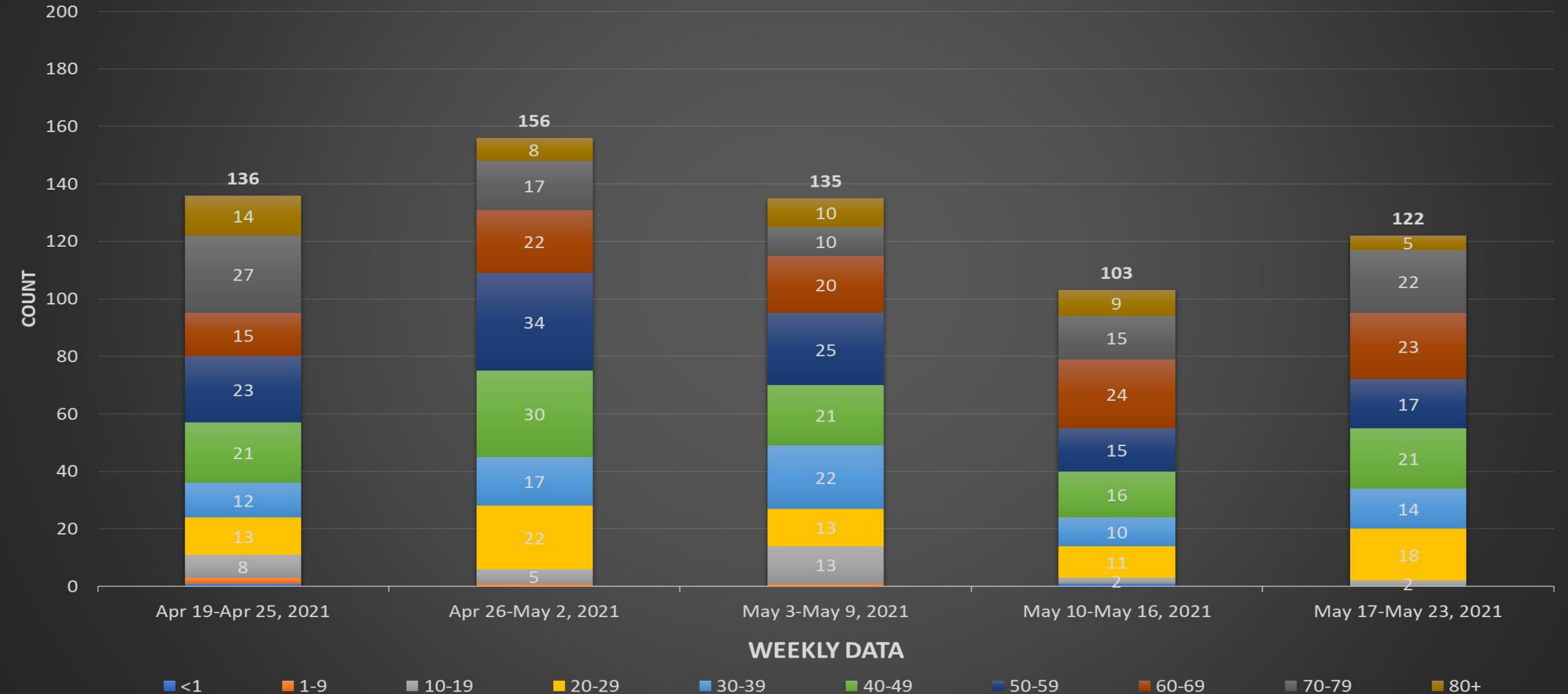
Moving Average: 15.17

Filtered Moving Average: 13.85

COVID-19 AUSTIN MSA CURRENT HOSPITALIZATIONS, ICU ADMISSIONS, AND VENTILATOR USE



# City of Austin - Travis County COVID-19 Count of Weekly Hospitalizations by Age Group (Austin MSA)

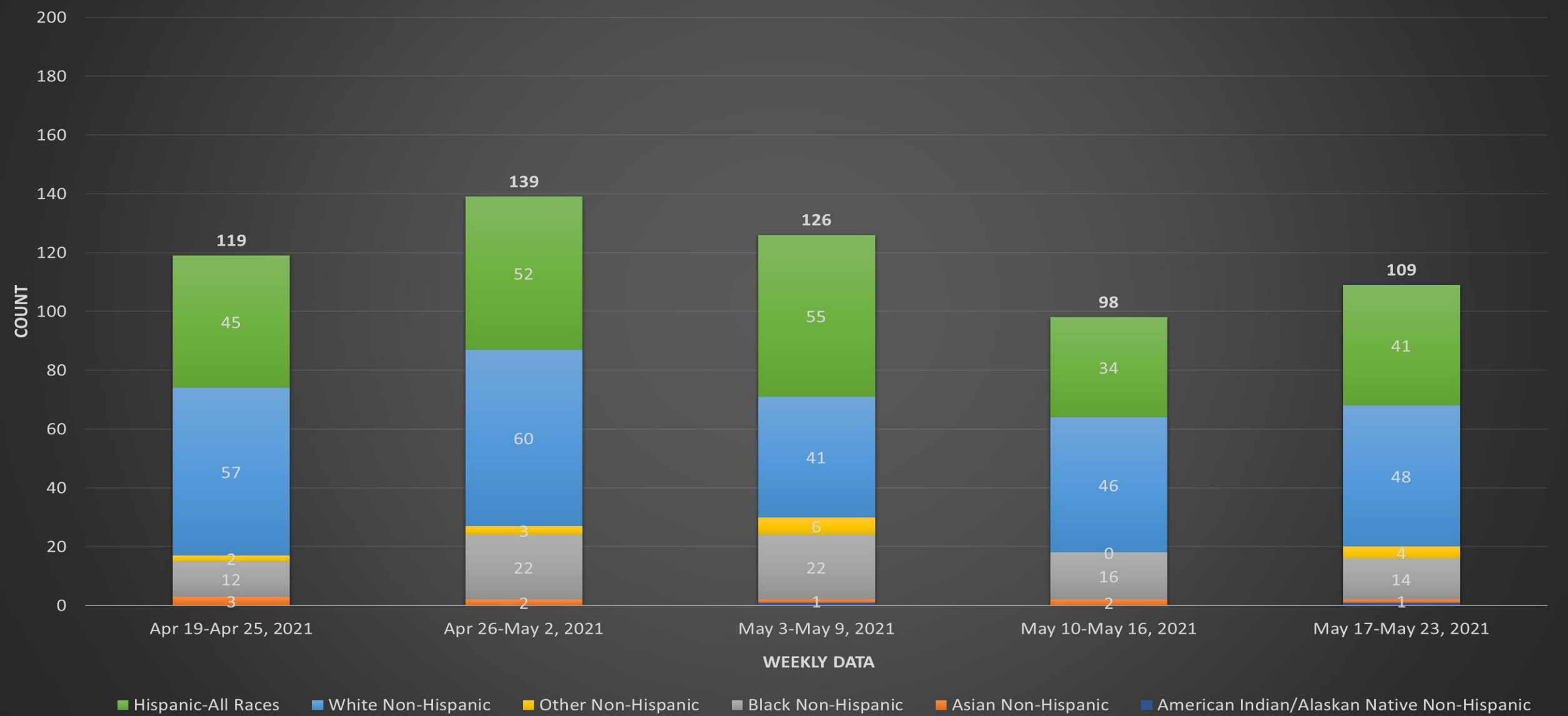




# City of Austin - Travis County COVID-19

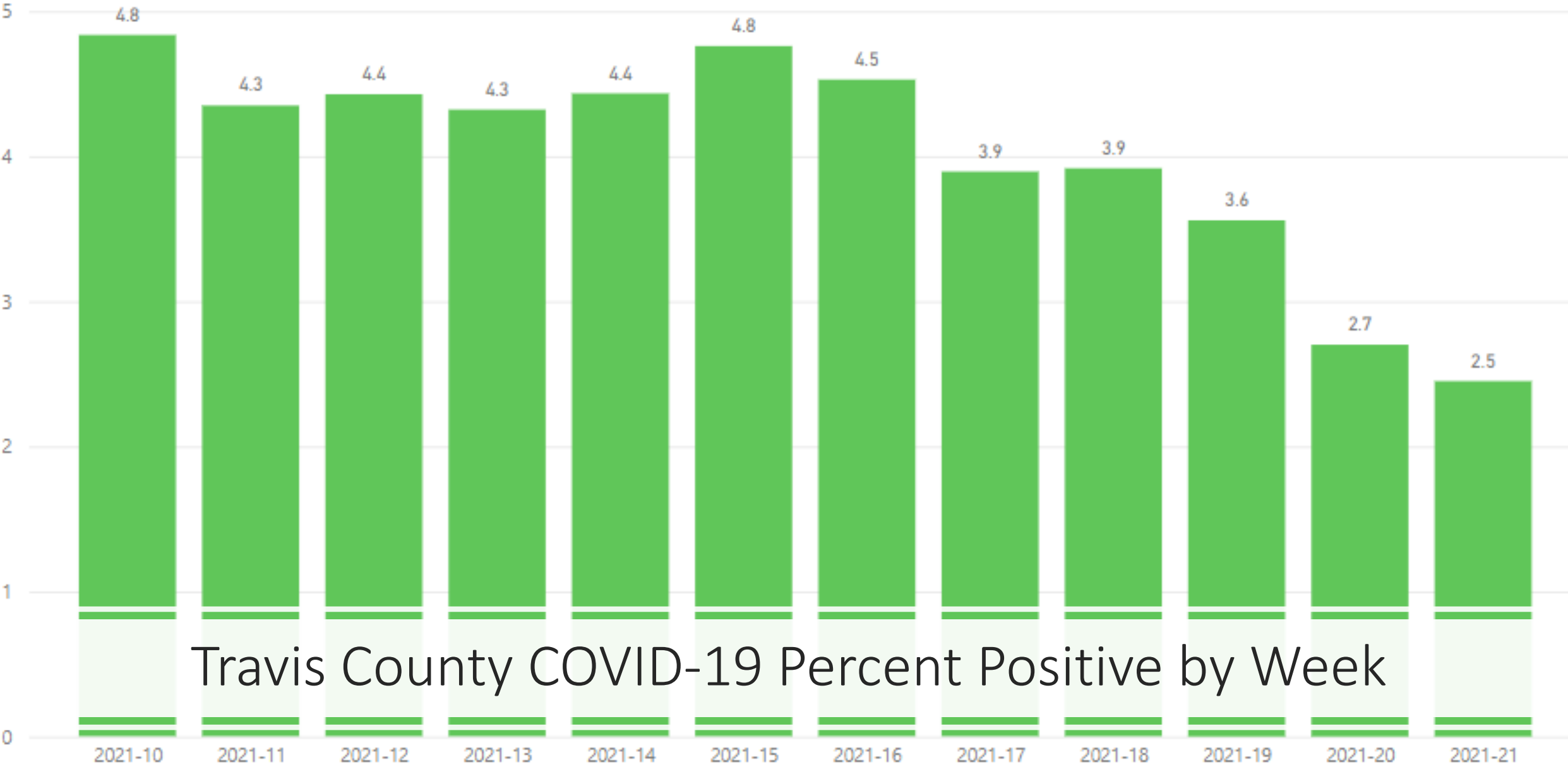
## Count of Weekly Hospitalizations by Race/Ethnicity

### (Austin MSA)

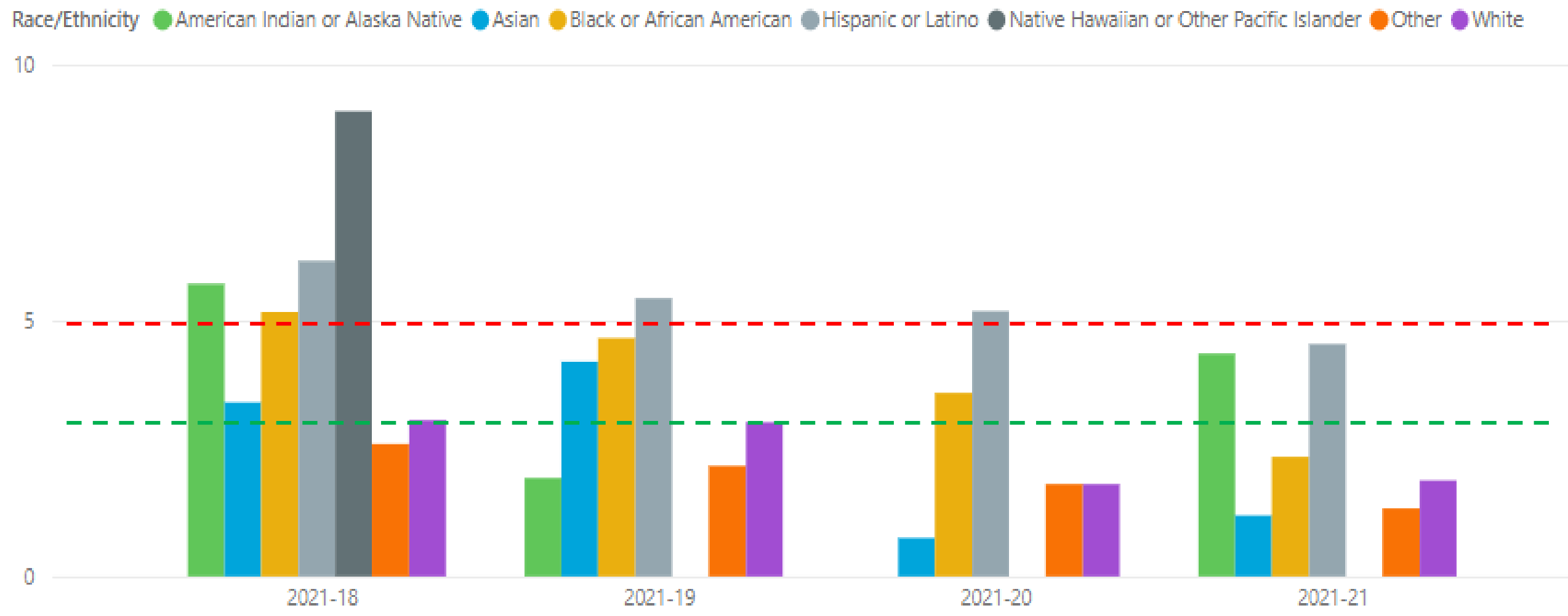




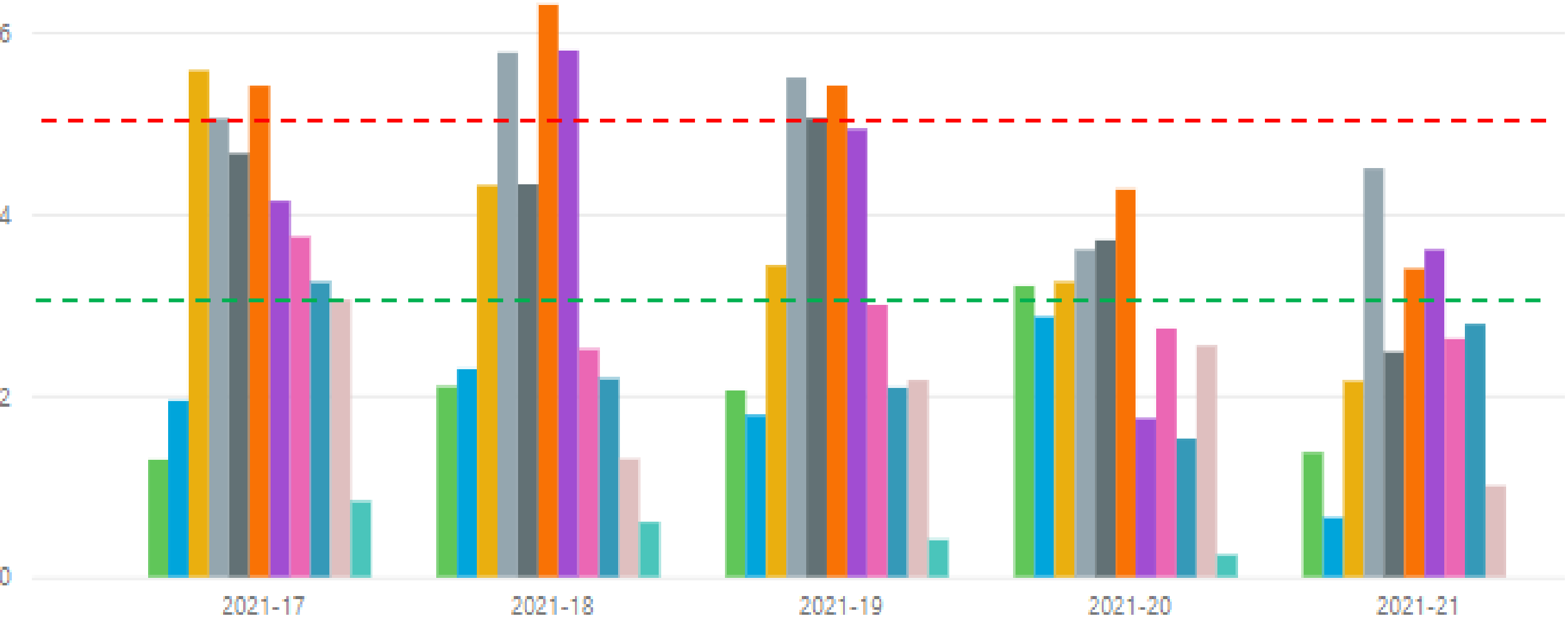
Percent Positive by Test Collection Week and Year - Last 12 Weeks



Travis County COVID-19 Percent Positive by Week



Age Group at Collection   <1   01-09   10-19   20-29   30-39   40-49   50-59   60-69   70-79   80+   Unknown



# Positivity in School- aged Children 5/16-5/22

High School: 3.0%

Middle School: 1.9%

Elementary School: 1.3%

Preschool: 0.6%

**Accession Estates (AL)**  
Cases within last 14 days: 0  
Cases within last 28 days: 0

**Arbor Terrace Lakeway (AL)**  
Cases within last 14 days: 0  
Cases within last 28 days: 0

**Arden Courts (AL)**  
Cases within last 14 days: 0  
Cases within last 28 days: 0

**Auberge at Bee Caves (AL)**  
Cases within last 14 days: 0  
Cases within last 28 days: 0

**Auberge at Onion Creek (AL)**  
Cases within last 14 days: 0  
Cases within last 28 days: 0

Cases

3,430

New Cases Within Last 14 Days

5

New Cases Within Last 28 Days

10

Deaths

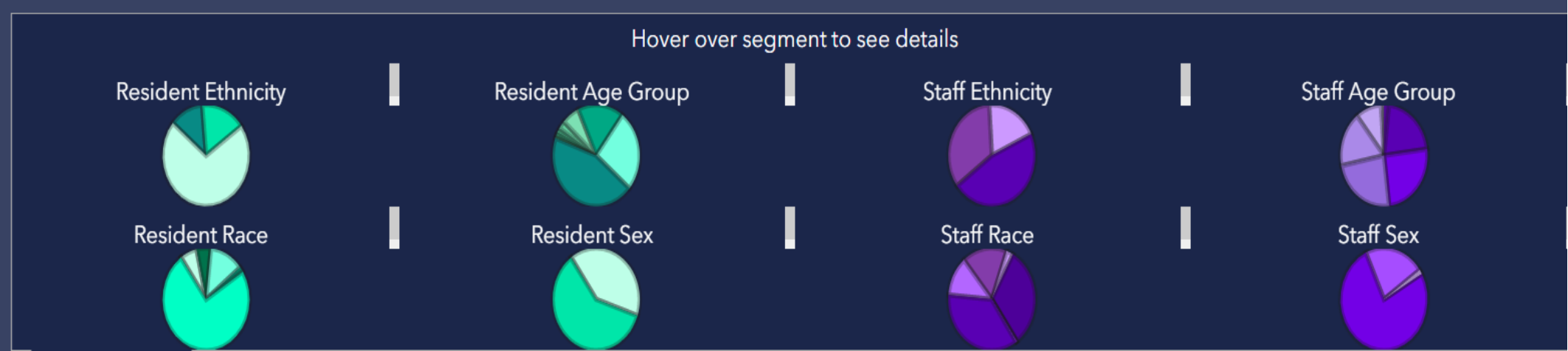
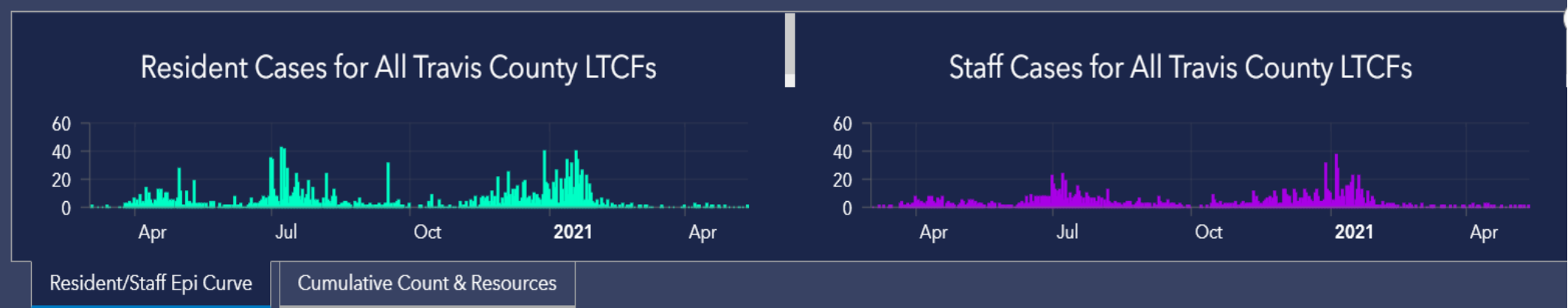
307

Travis County Percent Positivity

2.4%

Data from April 28-May 11, 2021

Source: [Data.CMS.gov](#)



# COVID-19: Variants of Concern

	Variants of concern ( <a href="#">SARS-CoV-2 Variant Classifications and Definitions (cdc.gov)</a> )				
	B.1.1.7	B.1.351	P.1	B.1.427	B.1.429
# Hospitalized	1	0	0	0	0
# Deaths	0	0	0	0	0
TOTAL	147	0	3	2	46

# COVID-19: Breakthrough and Reinfections

- **Breakthrough**

- 124 Infections (0.02%)
- 7 Hospitalizations (All age >50)
- 2 Deaths (All age >70)

- **Reinfection (under investigation)**














































- 362 potential reinfections (0.43%)
- 44 Hospitalizations
- 4 Deaths

**People with a history of COVID-19 Infection  
need to be vaccinated**



# COVID-19 Risk-Based Chart - Vaccine Edition

\*\* Please continue following additional requirements of local businesses, venues and schools regardless of vaccination status or stage.

Recommended thresholds 7-day average hospital admits		Private Gatherings**				Travel**		Dining/ Shopping**	
		Indoor		Outdoor					
		 Vaccinated	 Partially/ Unvaccinated	 Vaccinated	 Partially/ Unvaccinated	 Vaccinated	 Partially/ Unvaccinated	 Vaccinated	 Partially/ Unvaccinated
<5 or 70%-90% vaccination herd immunity achieved	Stage 1								
5 - 14	Stage 2								
15 - 29	Stage 3		 If high risk: avoid unless essential		 If high risk: avoid unless essential		 If high risk: avoid unless essential		 If high risk: avoid unless essential
30 - (50 - 90) *	Stage 4						Only if essential		Only if essential
> 50 - 90 *	Stage 5								Only if essential

\* The exact hospitalization average trigger will depend on the rate of increase. A faster increase in the daily average will trigger stage 5 risk recommendations when the number reaches the lower end of this range.



Mask optional, continue washing hands and other hygiene precautions



Not recommended at all, with or without masks



Take prevention measures: wear a mask, wash your hands and social distance following CDC guidelines



# Stage 2 Recommendations

- Fully vaccinated individuals can participate in indoor and outdoor **private** gatherings and dine and shop **without** precautions if allowed by business.
- Partially vaccinated or unvaccinated individuals can participate in indoor and outdoor **private** gatherings and dine and shop **with** precautions.
- Everyone, regardless of vaccination status, can travel **with** precautions.



# COVID-19 UPDATE

May 25, 2021

---

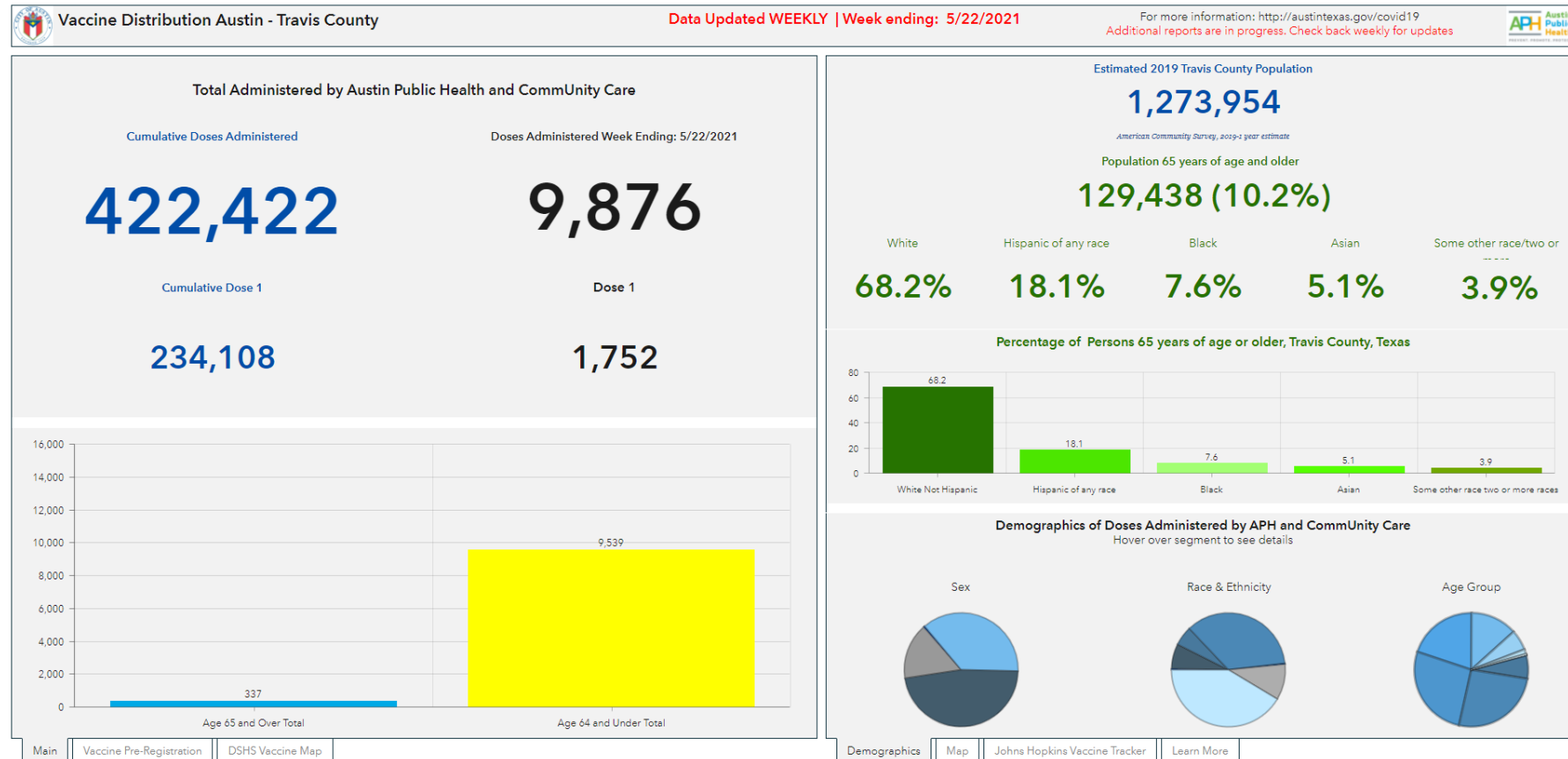
ADRIENNE STURRUP

INTERIM AUSTIN PUBLIC HEALTH  
DIRECTOR



# APH Vaccine Dashboard Update

CommUnityCare & APH data merged:



## DSHS Vaccine Report in Travis County by age

### Age 12 +

- **63.56%** vaccinated with at least one dose
- **50.95%** FULLY vaccinated
- 12-15 years: 13,308

### Age 65 +

- **85%** vaccinated with at least one dose
- **73%** FULLY vaccinated

## COVID-19 Vaccination Walk-Up Clinics



No appointment needed



1. Little Walnut Creek Library  
835 W Rundberg Ln
2. Delco Activity Center  
4601 Pecan Brook Dr
3. Southeast Branch Library  
5803 Nuckols Crossing Rd
4. Ana Lark Center  
1400 Tillery Street

## Vaccine Update

APH Walk-Up Clinics 5/24-5/30

No appointment, registration, or documentation needed – just show up!

- **Delco Activity Center\***

- *Tues-Fri, 3-8 p.m. and Sat, 10 a.m.-3 p.m.*
- *Last week before demobilizing*

- **Little Walnut Creek Library**

- *Fri, 2-6 p.m. and Sat, 10 a.m.-2 p.m.*

- **Southeast Library**

- *Tue-Fri, 2-8 p.m.*

- **Ana Lark Center**

- *Tue and Fri, 1-7 p.m., Wed, Thurs and Sat, 9 a.m.-4 p.m.*

# COVID-19 Testing Update

---

## Public Drive-Thru Testing

- Sign-up for a test through the [Public Testing Enrollment Form](#) or call [512-972-5560](#)

## Private Testing

- Local pharmacies and clinics

## In-Home Testing

- Call [512-972-5560](#)





# Thank you

---