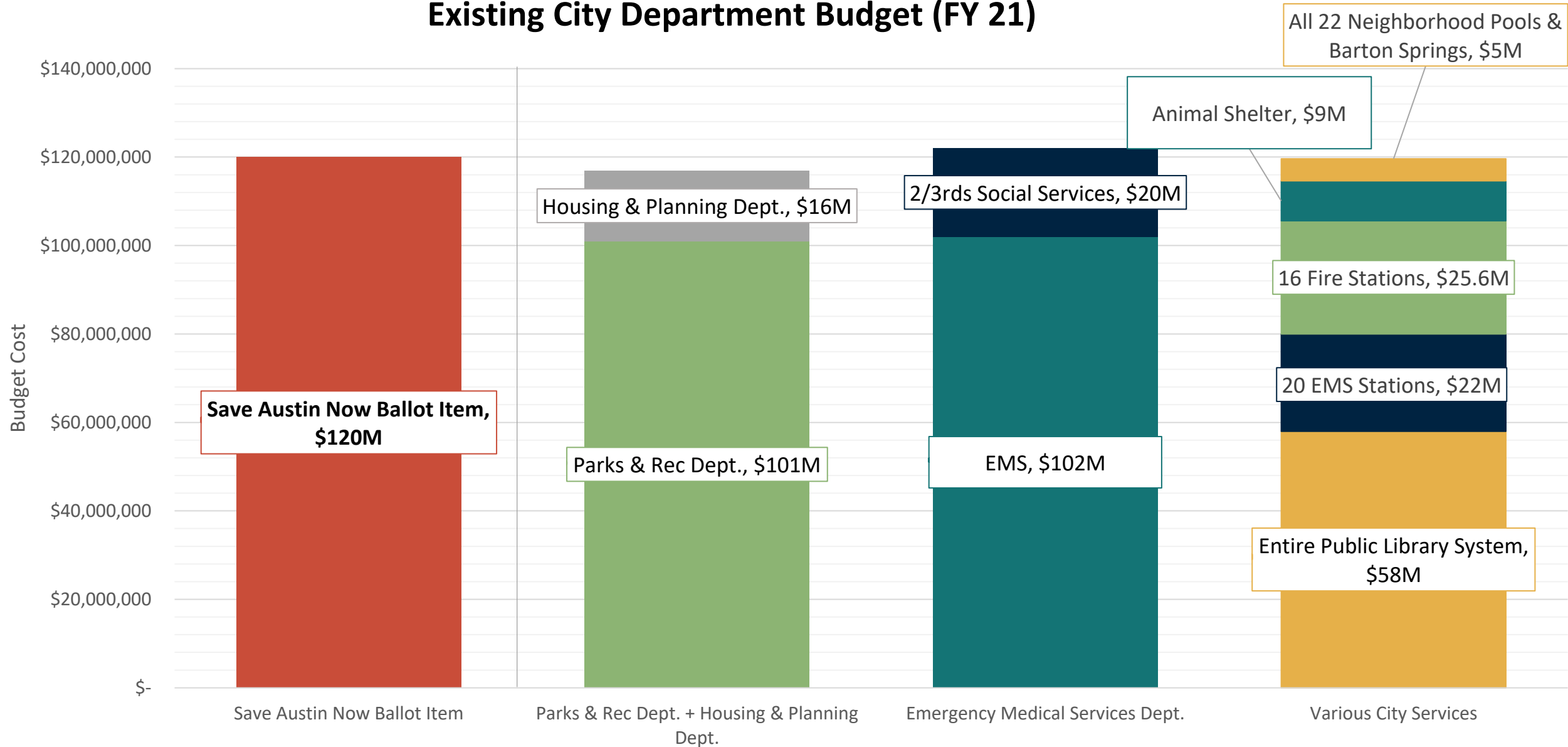


How does the cost of this  
ballot measure compare to  
City departments?

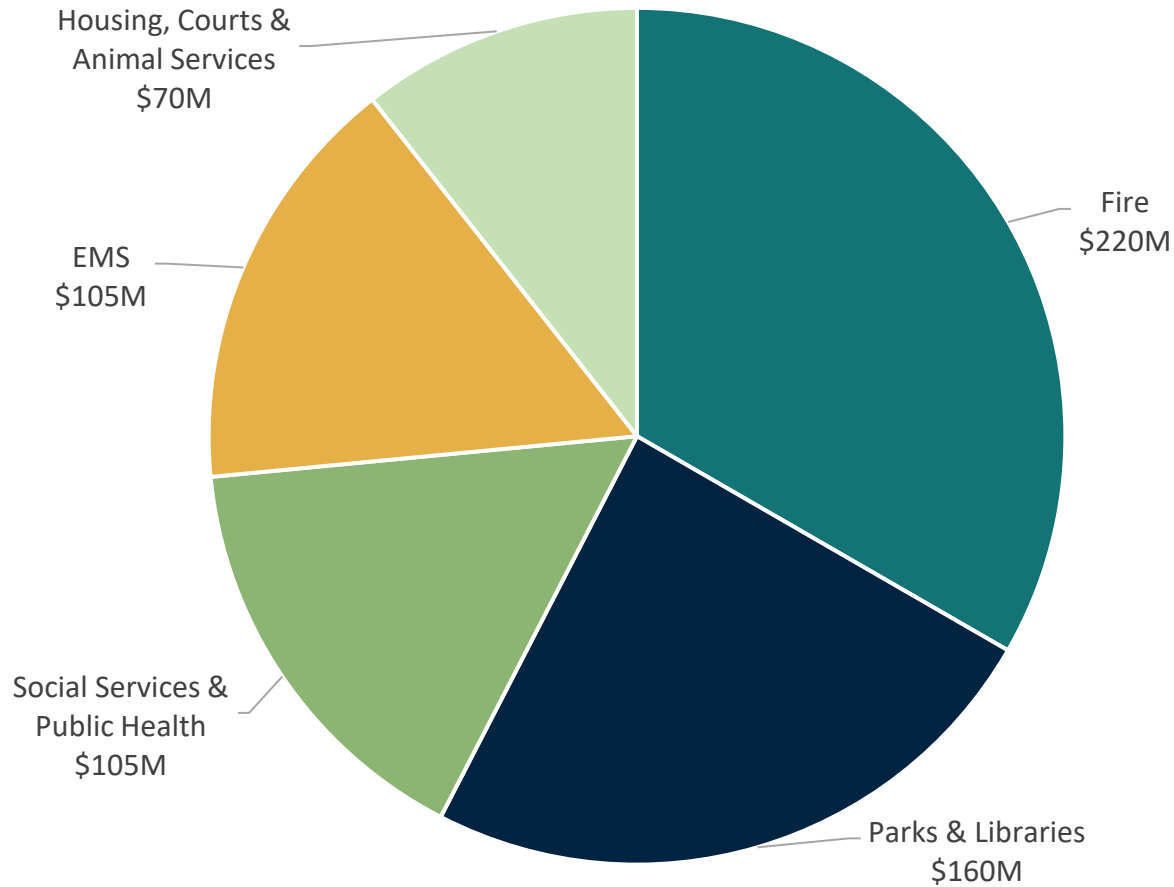
# Save Austin Now Ballot Item Cost Per Year vs. Existing City Department Budget (FY 21)



What if we made staff  
reductions proportionately  
across City departments?

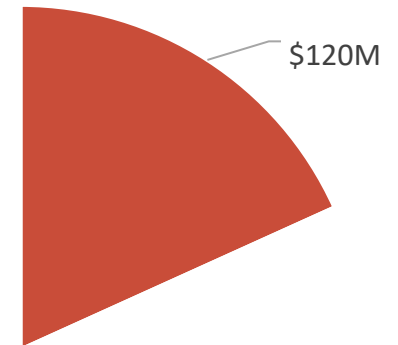
# City General Fund Budget compared to Save Austin Now Ballot Measure

## FY 2021-22 General Fund Uses



## Save Austin Now Ballot Measure

***Additional \$120M per year***




What does that look like in staff reductions?

*Proportional Cuts of Other City Staff:*

**400 fewer firefighters *and...***

**\$40M**

*At \$100K per firefighter*






*Proportional Cuts of Other City Staff:*

**400 fewer parks & library staff *and*..**

**\$30M**

*At \$75K per civilian*






***Proportional Cuts of Other City Staff:***

**210 fewer medics *and...***

**\$19.2M**

*At \$90K per medic*






*Proportional Cuts of Other City Staff:*

**255 fewer health & social service staff *and...***

**\$19.2M**

*At \$75K per civilian*



*Proportional Cuts of Other City Staff:*

**160 fewer courts, housing & animal service staff.**

**\$12M**

*At \$75K per civilian*





***Total Proportional Cuts of Other City Staff:***

Cuts:

400 firefighters.....\$40M

400 parks & libraries staff.....\$30M

210 medics.....\$19.2M

255 health & service staff.....\$19.2M

+ 160 courts & other staff.....\$12M

---

**1,425 fewer city staff  
\$120M per year**

