

# Adult Day Center Feasibility Study Supportive Content **AGE of Central Texas**

CITY OF AUSTIN, PUBLIC HEALTH COMMITTEE 09/08/2021

PRESENTERS: SAM WOOLLARD, WOOLLARD NICHOLS & ASSOCIATES

KATIE BERRY, PHD, MSW

# Adult Day Center Feasibility Study

## Supportive Content

2

Additional slides are shared to provide context prior to the presentation scheduled on September 8th

- ▶ The purpose of the Adult Day Center Feasibility Study is to :
  - ▶ Review the analysis completed to date and assess the need for an adult day center with other integrated intergenerational programming on City-owned property
  - ▶ Determine the feasibility and recommend the process of an adult day center at the City-owned RBJ Public Health Center or other potential City-owned facilities (City of Austin, 2018)



# Older Adults 200% or Below Federal Poverty Level (fpl)

3

Table 1. Comparison of estimated number of older adults living below 200% FPL by zip code in 2019

Zip code	55-64	65-74	75+	Total
78702	1384	937	756	3077
78705	191	103	24	318
78721	930	489	519	1938
78722	342	117	134	593
78723	1590	938	744	3272
78724	795	394	348	1537
78741	1959	915	692	3566
78744	1929	704	581	3214
78745	2937	1979	1328	6244
78752	986	596	382	1964
78753	2461	1751	517	4729
78754	762	439	311	1512
78758	1990	973	657	3620

\*Target zip codes for further analysis highlighted in green.

# Zip code characteristics (expanded)

4

**Table 2.** Zip codes by older adult (65+) characteristics (ordered from highest to lowest density of older adults by characteristic)

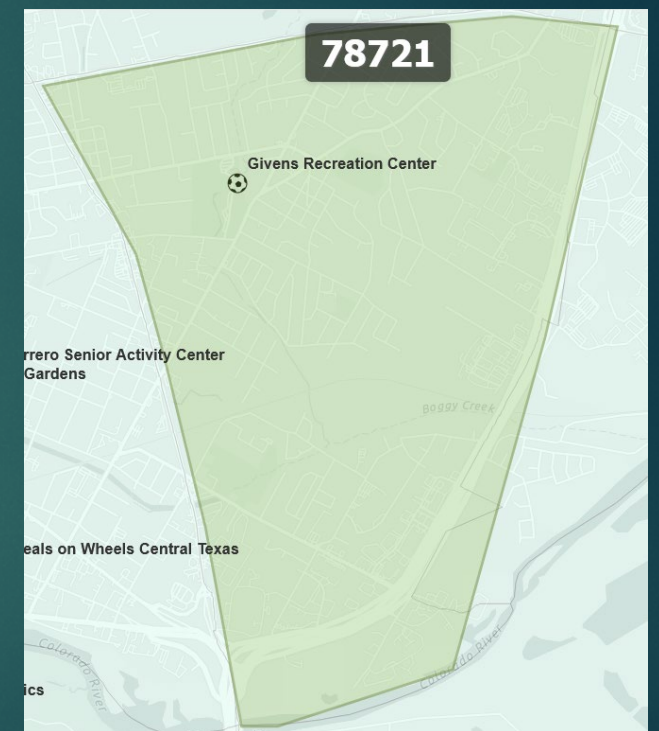
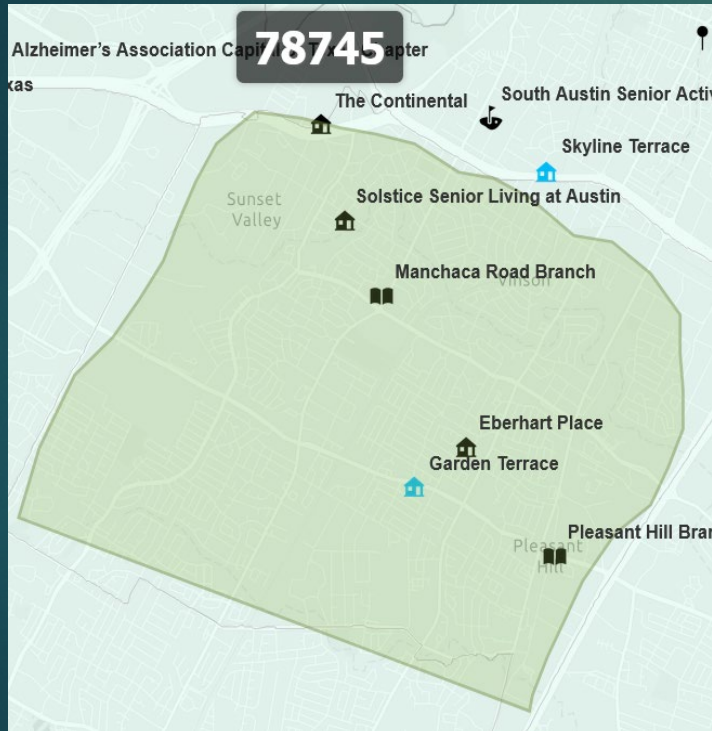
# Living Below Poverty	Living Below Poverty + Disability	Dual Eligible	Living Alone
78745	78753	78702	78745
78702	78758	78753	78702
78758	78745	78745	78723
78753	78721	78721	78753
78741	78702	78723	78758
78721	78741	78758	78752
78723	78723	78724	78741
78744	78752	78744	78754
78752	78724	78741	78744
78724	78744	78752	78721
78754	78754	78754	78722
78722	78722	78705	78724
78705	78705	78722	78705

\*Highlight colors are meant to be used to locate the same zip code across characteristics included in the table. The zip codes are ordered from highest to lowest population density within each column.



# Assets By Zip Codes

5



# Service access (most important to older adults)

6

Whole Sample (N=388)	Low-Income Sample (N=196)
Healthcare	Healthcare
Learning about available programs, services	Transportation/Basic needs (Food, rent, utilities)*
Transportation/Basic needs (food, rent, utilities)*	Learning about available programs, services
Social interaction	Social interaction
Mental, emotional support	Mental, emotional support
Spiritual, religious support	Spiritual, religious support
Technology	Technology
Home repair	Home repair
*Average rating was equal for both items	

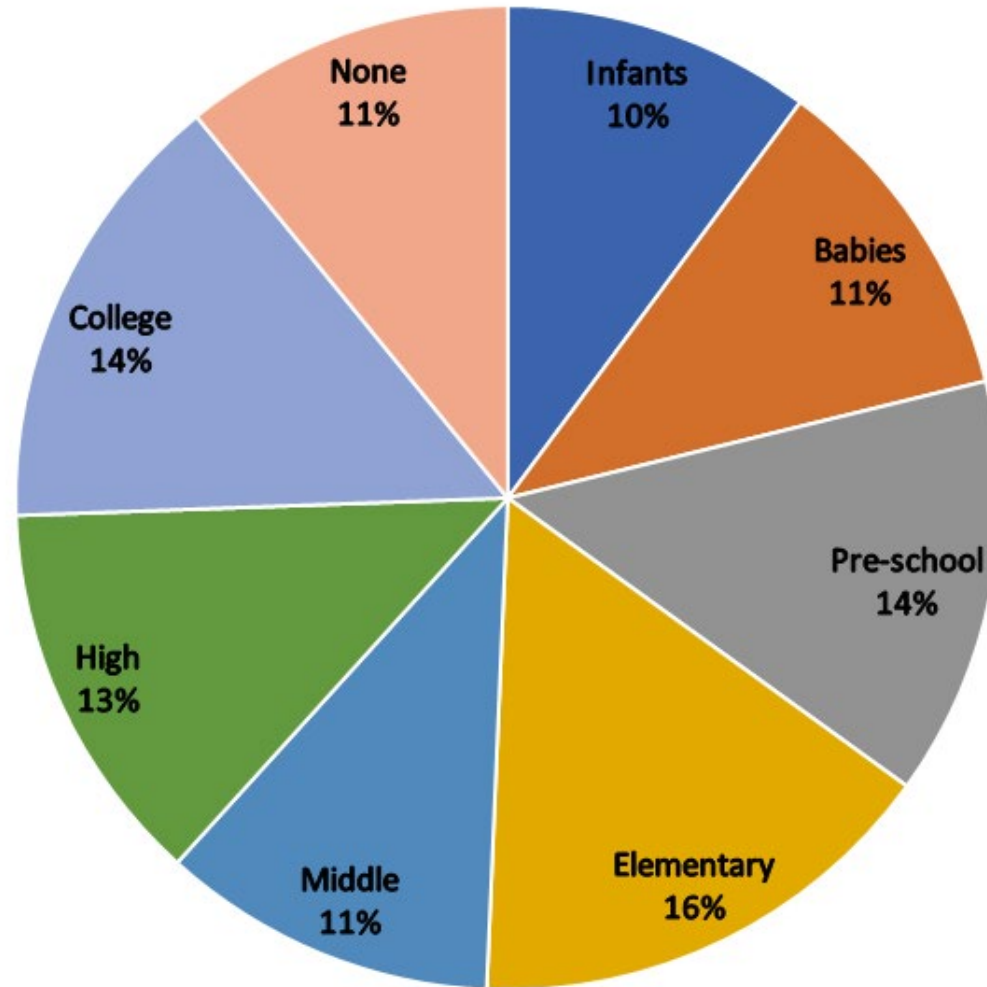


# Service & activity interests

7

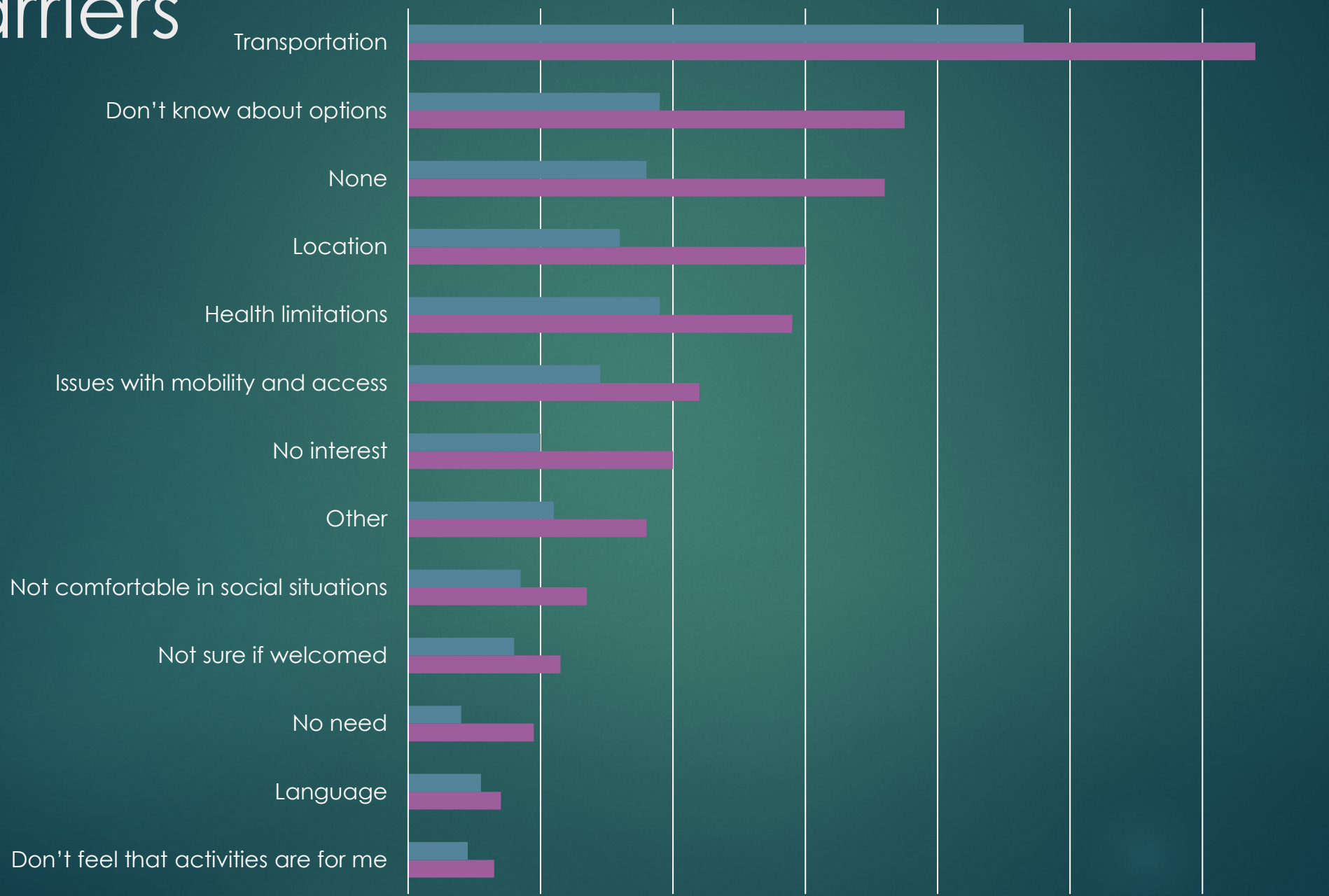
	Whole Sample (N=388)	Ave	Low-Income Sample (N=196)	Ave
TOP 5	Physical health	3.07	Physical health	3.01
	Fun/social/recreational	3.03	Fun/social/recreational	2.98
	Education/learning classes	2.82	Holiday activities	2.84
	Holiday activities	2.78	Education/learning classes	2.81
	Listening to live music, concerts	2.74	Health screenings	2.81
BOTTOM 5	Sharing cultural experiences, traditions with pre-school through college young people	1.92	Sharing cultural experiences, traditions with pre-school through college young people	1.98
	Playing, nurturing babies	1.83	Holding, feeding babies	1.96
	Holding, feeding infants	1.82	Playing, nurturing babies	1.95
	Mentoring preschool through college young people	1.78	Helping preschool through college young people with homework	1.83
	Helping preschool through college young people with homework	1.76	Mentoring preschool through college young people	1.83

Age Group  
Whole Sample





# Barriers



# How older adults get their information

10

1. Word of mouth
2. Senior/Community/Neighborhood Center
3. Austin Senior Programs & Services
4. Website
5. Television
6. Social Media
1. AARP
6. Newsletter
7. Medical Professional
8. Faith-based Organizations/Newspaper (tied)
9. Radio
10. Other



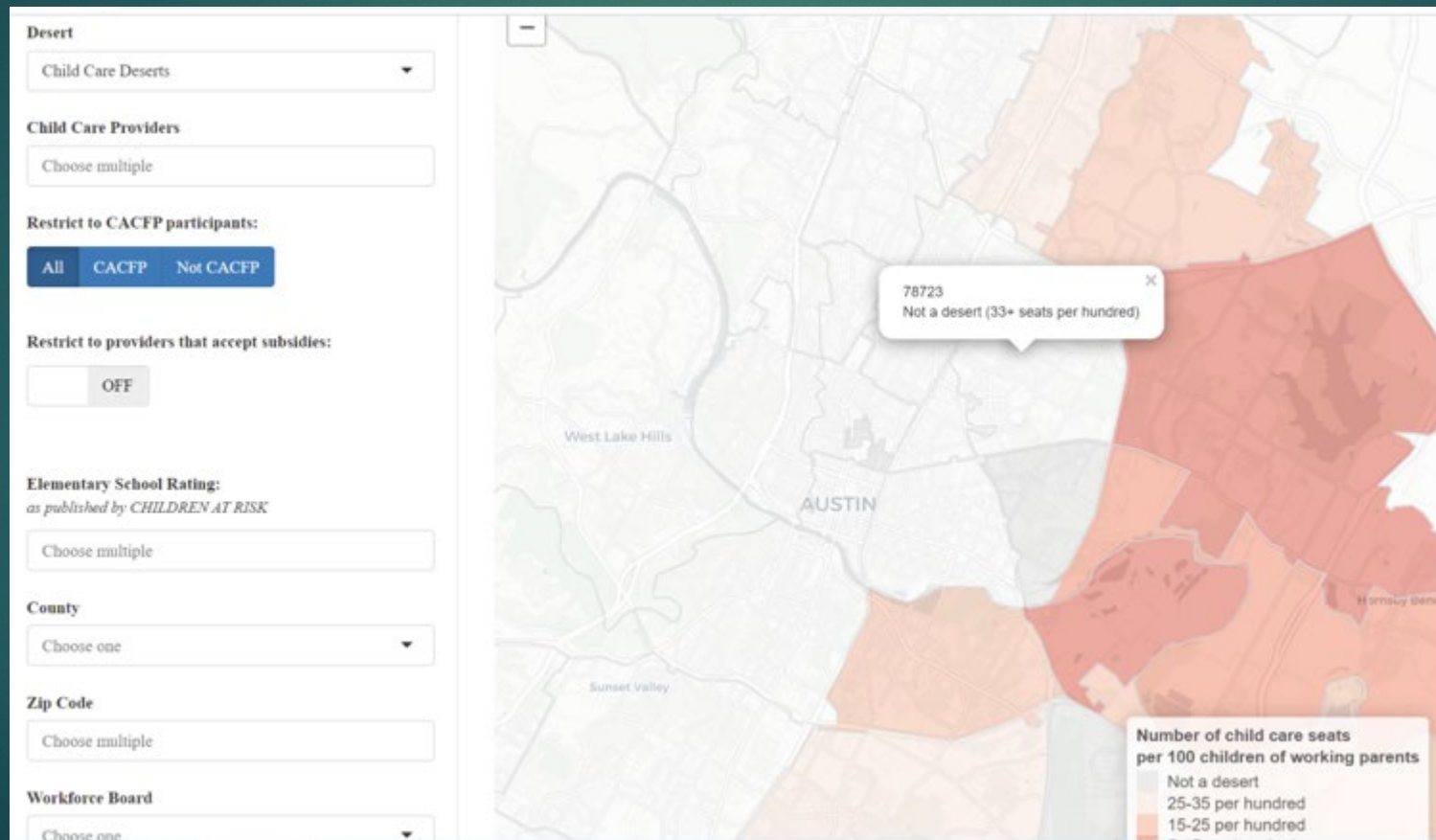
# Childcare deserts

11

78702, 78721, 78723, 78745, and 78758 are **not considered child care deserts**

78744 and 78753 have **25-33 childcare seats** per one hundred children of working parents

78741 has **15-25 childcare seats** per one hundred children of working parents



# Estimated costs

12

- ▶ **New construction** for a 20,000 sq./ft. building two story (the cost per square foot goes up the smaller the building due to economy of scale):

Total = **\$7,254,000**

- ▶ **For a remodel**, there are lots of factors involved with costs depending on the site. Using the Nash Hernandez building as the example, and without an assessment of the building or the land, the project would entail a complete gutting of the facility leaving only the exterior and load bearing walls.

The building is approximately 10,000 sq./ft.

Final Total = **\$3,422,250**



## For more information contact:

Tabitha Taylor

Age-Friendly Program Coordinator

Austin Public Health

[Tabitha.Taylor@austintexas.gov](mailto:Tabitha.Taylor@austintexas.gov)

(512) 972-5023