



HEAL Initiative Phase I

September 8, 2021

Dianna Grey
Charles Loosen
Greg McCormack

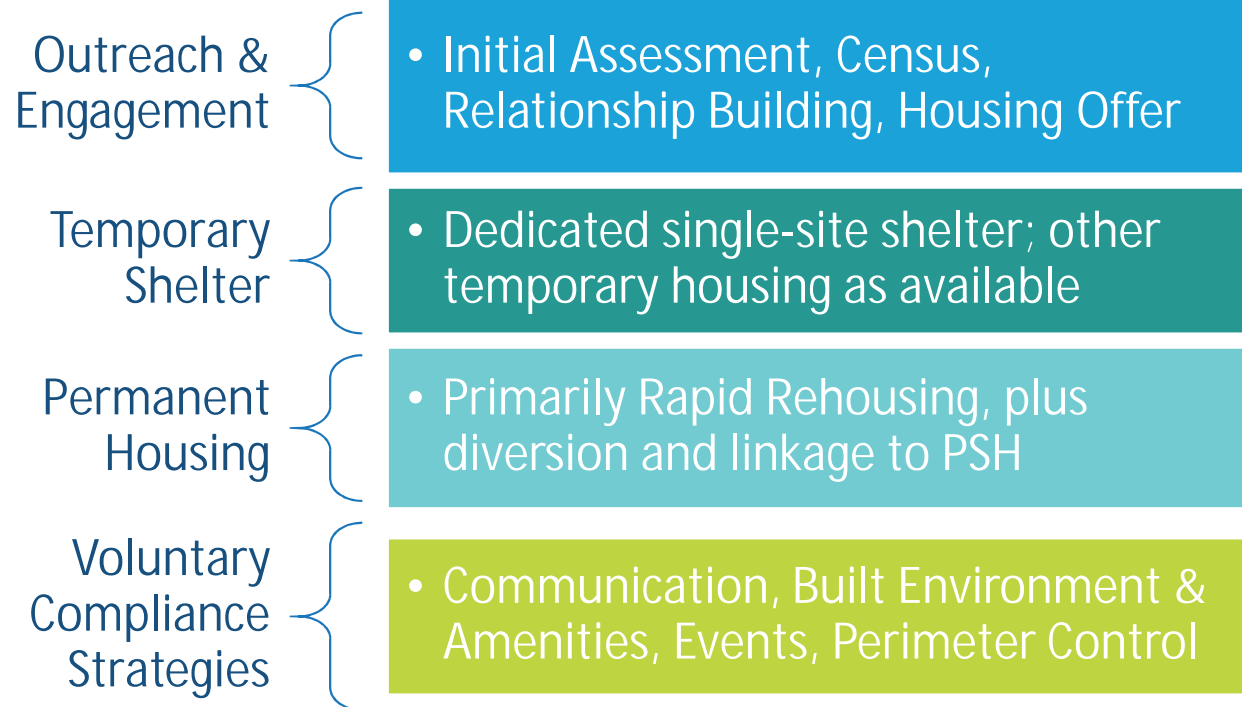


Housing-Focused Encampment Assistance Link (HEAL) Initiative

- Resolution 2021-204-049, adopted February 4th, 2021
- “To immediately house individuals, create a path to permanent housing and over time, eliminate the necessity for unsheltered camping in our city.”
- Phase I: Four encampments in NW, S, E, and Downtown Austin, with focus on health and safety hazards
- Six-month timeline to plan, contract, and execute - extended by one month due to Winter Storm Uri.
- Staff directed to develop recommendations for future phases, including prioritization of sites



HEAL Initiative: Core Components



Timeline: HEAL Phase I





Housing-Focused Encampment Assistance Link (HEAL)

Integral Care	Expanding existing rapid rehousing (RRH) contract to include RRH for HEAL Initiative
	\$500,000 (General Fund)
Family Eldercare	Expanding existing rapid rehousing (RRH) contract to include RRH for HEAL Initiative
	\$1,400,000 (General Fund)
Front Steps	Funding for operation of Southbridge Shelter
	\$2,600,000 (General Fund)
	\$1,255,787 (ESG-CV: HUD Emergency Services Grant – COVID)
Integral Care (HOST)	Add two staff members to Homeless Outreach Street Team (HOST)
	\$600,000 (General Fund, via DACC)

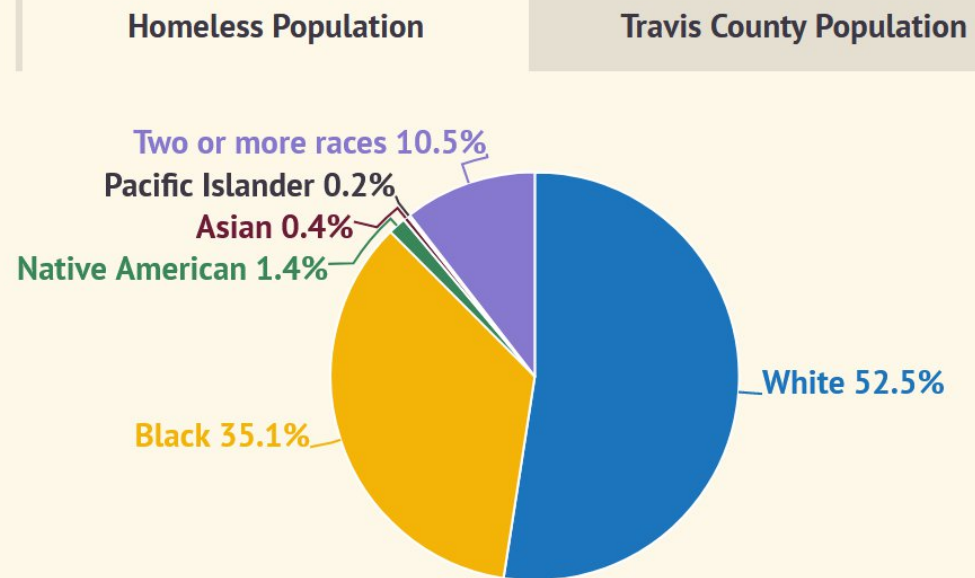
Data Comparison (ECHO Dashboard)



Demographics^{2, 3}

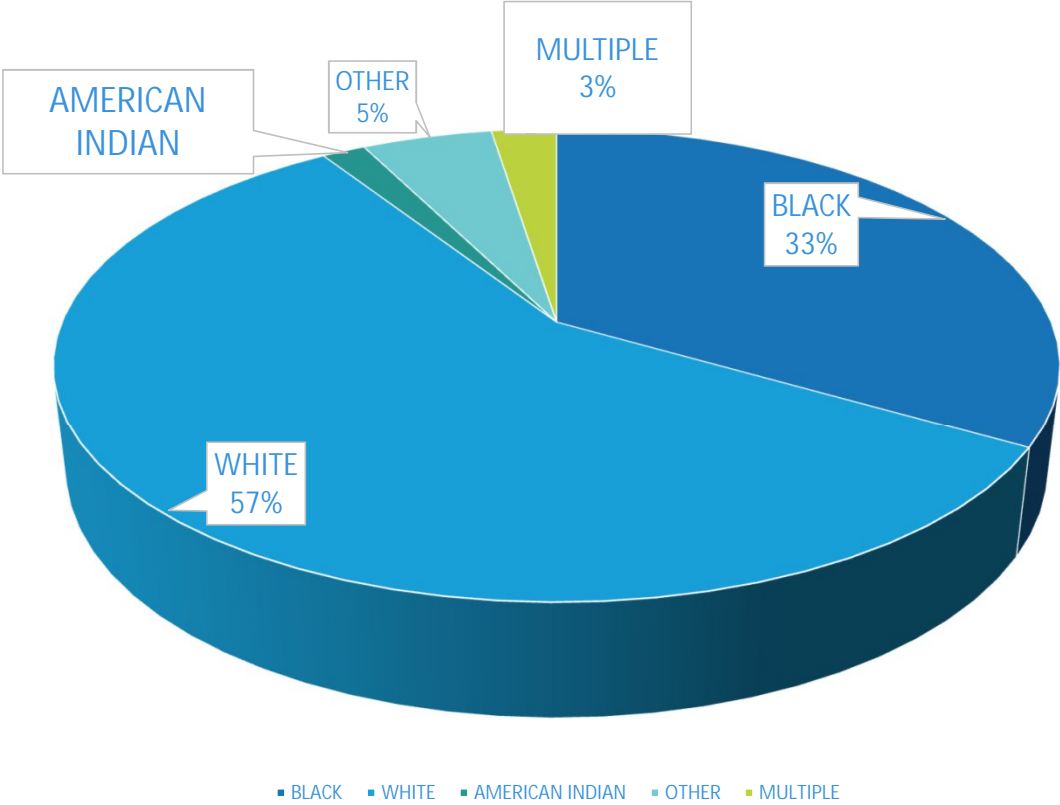
Significant disparities exist in Austin when it comes to who experiences homelessness. **Black/African American residents represent more than 1 in 3 people in our homeless population, but fewer than 1 in 10 people in the Austin/Travis County population.** Older Austinites are also over-represented, and their share of the homeless population continues to grow.

Race



<https://www.austinecho.org/about-echo/homelessness-in-austin/>

HEAL Initiative Demographic Data





Data Comparison (ECHO Dashboard)

Gender

● Male ● Female ● Trans/Non-Binary

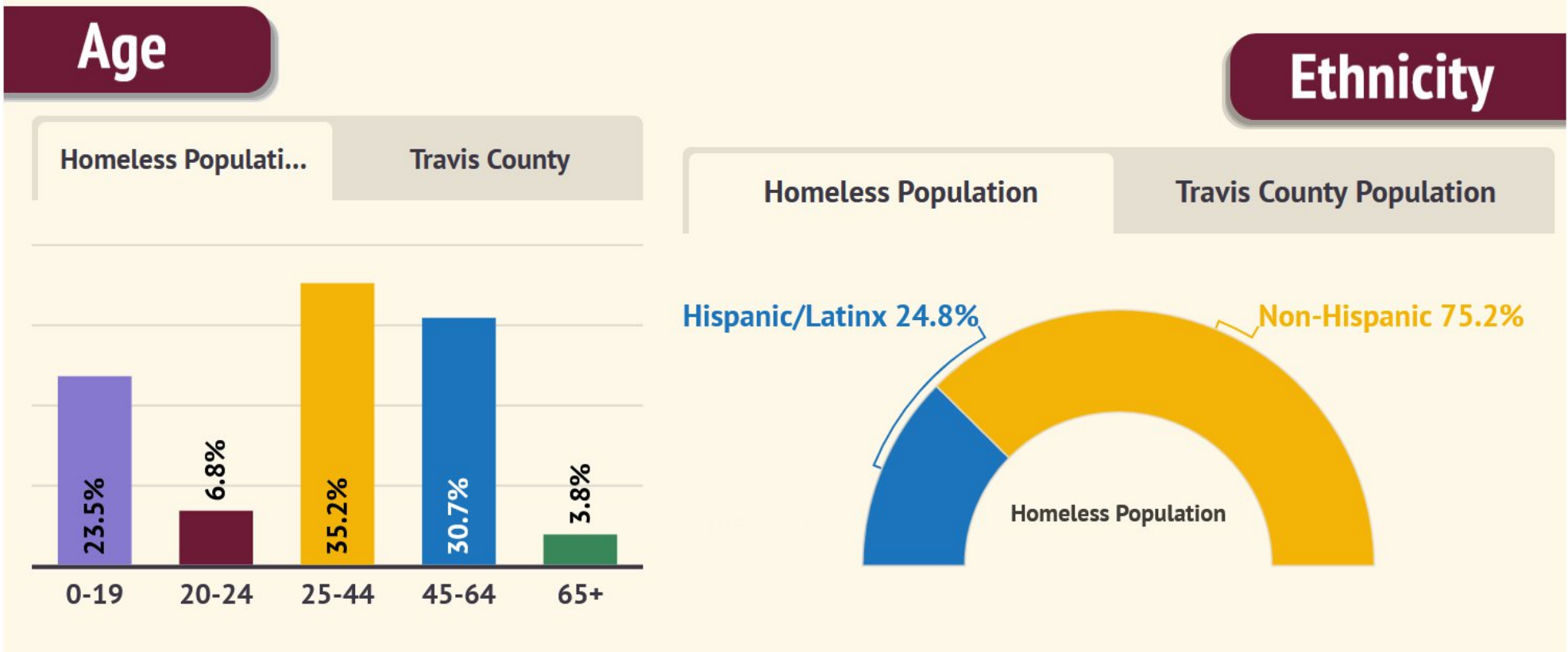


- 59.4% Male, 40.5% Female, .02% Transgender

<https://www.austinecho.org/about-echo/homelessness-in-austin/>



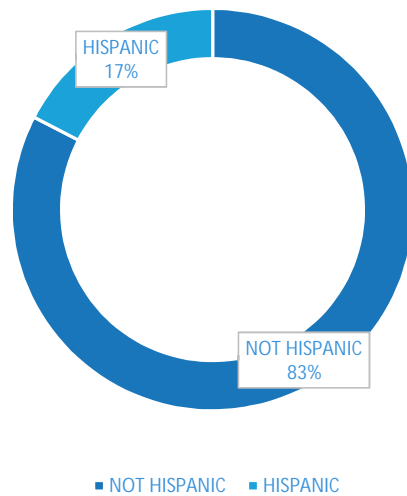
Data Comparison (ECHO Dashboard)



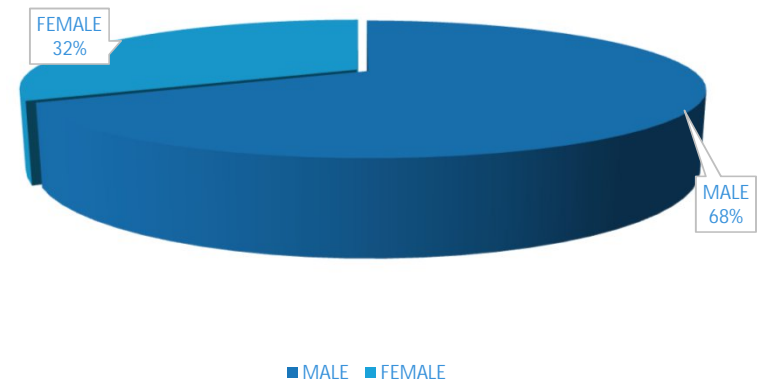
HEAL Initiative Demographic Data



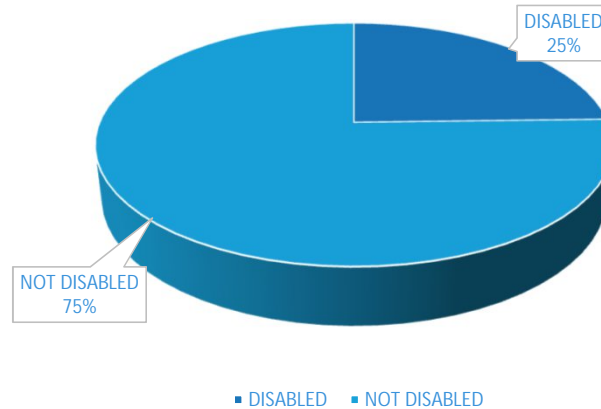
Ethnic Data



Gender Data



Disability Status (Self Reported)



Early Results



95% of those offered relocation to bridge shelter accepted

Number of People Moved to Shelter	Remaining in shelter	Completed Coordinated Assessment	Enrolled in Housing Program	Exits to Housing	Voluntary Exits	Involuntary Exits/Other
147	119	113 (95%)	68 (57%)	3	3 (2%)	22 (15%)



Lessons Learned/Resources Needed

Outreach & Engagement

- Enumeration – occupants versus visitors, in-migration
- Near-universal acceptance of relocation

Relocation & Clean-up

- Transportation resources
- Minimal repopulation of closed encampments
- Site Cleanup: substantial coordination, environmental hazards
- Space Activation – timeline/pace

Bridge Shelter

- Availability of staff to conduct Coordinated Assessment (CA), HMIS data entry
- Need for on-site behavioral health services
- Monitoring/reduction of attrition rates

Discussion

