

COVID-19 Update

October 12, 2021

DESMAR WALKES MD, HEALTH AUTHORITY/MEDICAL DIRECTOR
CITY OF AUSTIN/TRAVIS COUNTY



MSA Daily Counts

Select Reporting Date

5/30/2020

10/11/2021



Select Facility Name

Search

- ☐ Alternative Care Site
- ☐ Ascension Health
- ☐ Baylor Scott & White
- ☐ St. David's

Report Refreshed: 10/11/2021 16:00:10

Data Up To: 10/11/2021

10/11/2021

218

CV19 Inpatients

90

CV19 ICU Inpatients

65

CV19 Inpatients on Vent

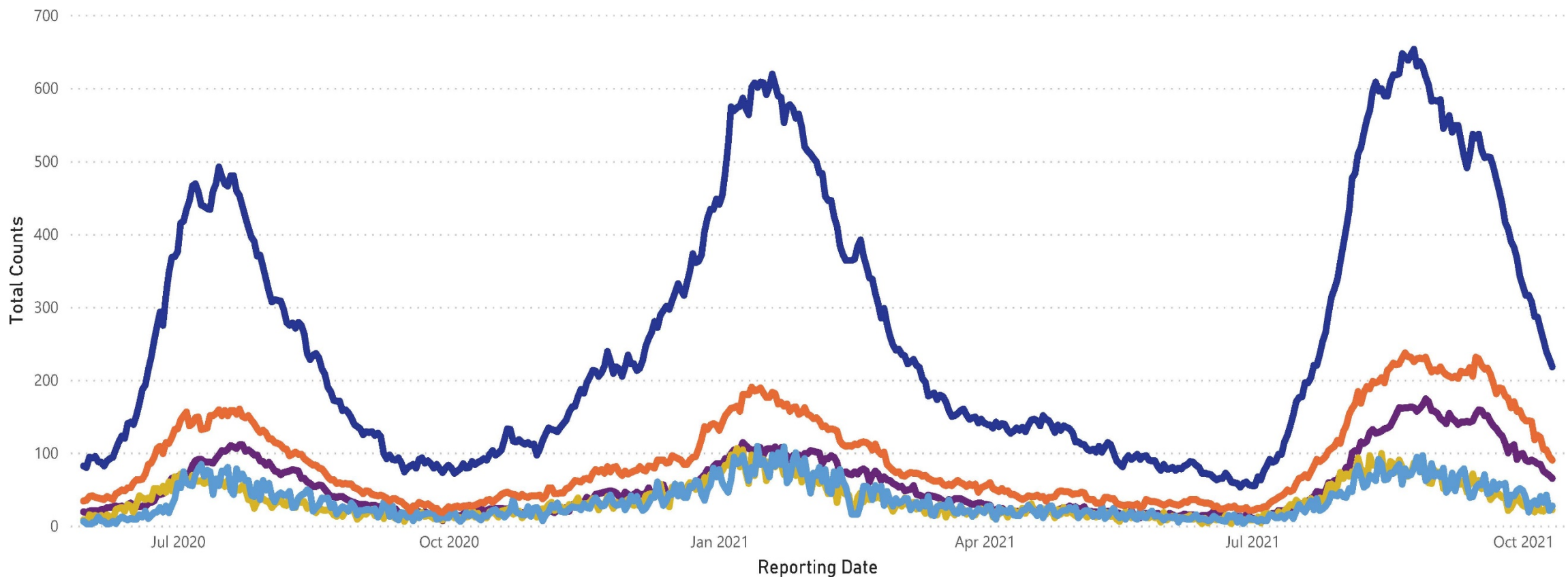
22

Previous 24Hr Admissions

27

Previous 24Hr Discharges

Confirmed CV19 Inpatients Confirmed CV19 ICU Inpatients Confirmed CV19 Inpatients on Ventilators Previous 24Hr Confirmed CV19 Admissions Previous 24Hr Confirmed CV19 Discharges



Austin MSA COVID-19 Hospital Admissions

Admissions 9/20/2021-10/3/2021 (Data as of 10/3/2021)

Date of Admission

9/20/2021

10/3/2021

Austin MSA COVID-19 Hospitalizations

Ascension Health, Baylor Scott & White, HCA St. David's

Date of Admission

9/27/2021

10/10/2021

H

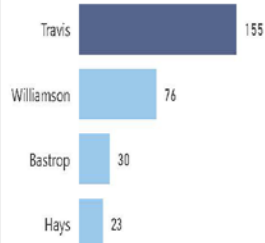


Travis County Resident Admissions

Total Admissions for Selected Reporting Dates

343

Counties with Highest Count of Admissions



Counties with Highest Percentage of Admissions

County of Residence	Percentage
Travis	46.55%
Williamson	22.82%
Bastrop	9.01%
Hays	6.91%
Burnet	3.00%
Caldwell	2.40%
Lee	1.50%
Bell	1.20%

Travis County COVID-19 Admissions

County of Residence ● Travis



Patient Vaccination Status

Total Patients for Selected Reporting Dates

343

Non-Vaccinated Patients

126

Fully Vaccinated Patients

42

Partially Vaccinated Patients

7

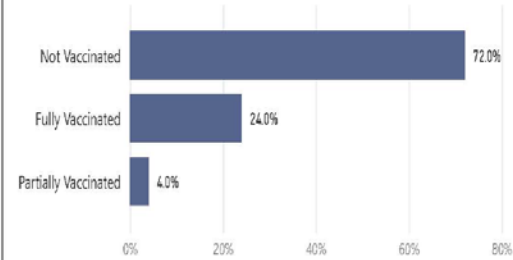
Unknown Vaccination Status

168

Vaccine Manufacturer of Fully/Partially Vaccinated Patients, N = 49

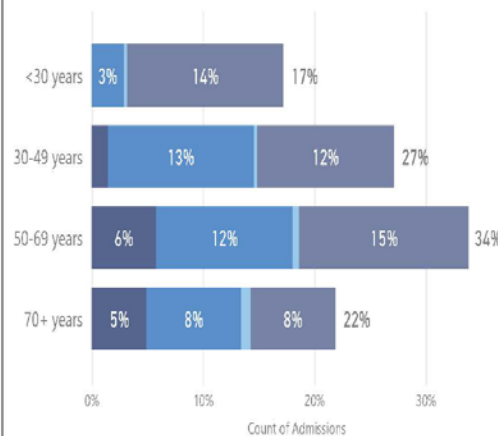
Vaccination Type	%
Johnson & Johnson/Janssen	20.41%
Moderna	30.61%
Pfizer-Biontech	48.98%

Vaccination Status of COVID-19 Patients for Selected Reporting Dates*, N = 343



Admissions by Age Group and Vaccination Status, N = 175

Vaccination Status ● Fully Vaccinated ● Not Vaccinated ● Partially Vaccinated ● Unknown



County of Residence

Multiple selections

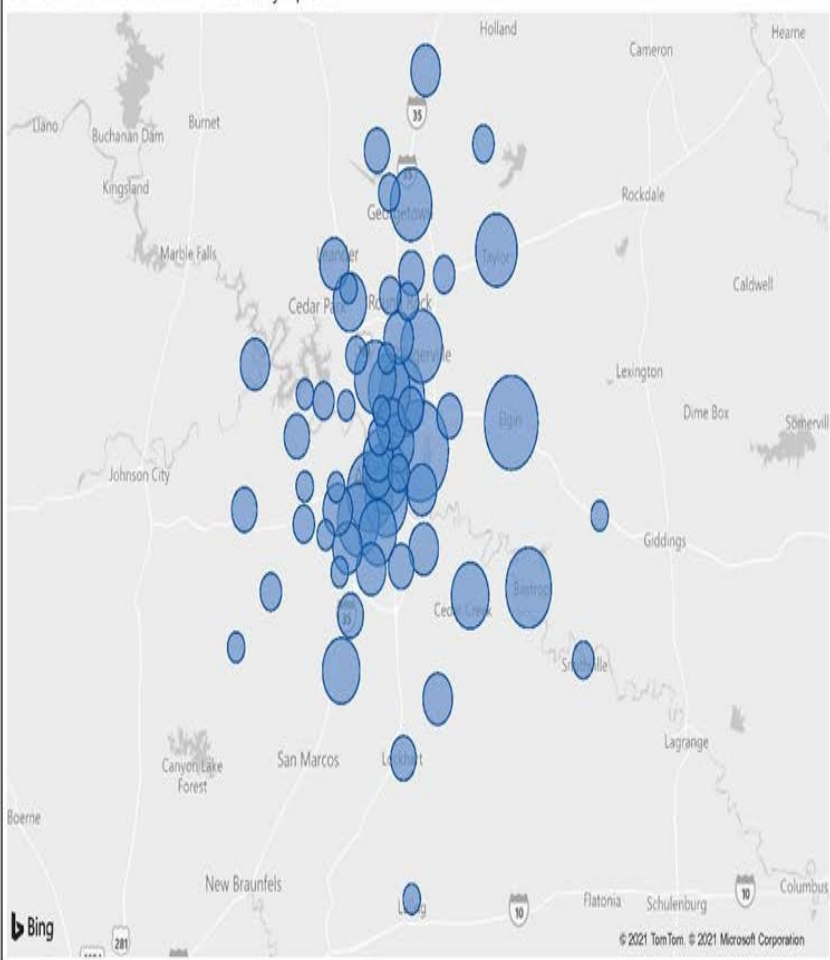
Count of Patients for Reporting Period

244

Zip Codes by Percentage of Admissions

Zip Code	Count	Percentage
78724	11	4.51%
78621	10	4.10%
78602	8	3.28%
78704	8	3.28%
78753	8	3.28%
76574	7	2.87%
78626	7	2.87%
78660	7	2.87%
78702	7	2.87%
78741	7	2.87%
78745	7	2.87%
78758	7	2.87%

Count of Austin MSA COVID-19 Patients by Zip Code



Date of Last Refresh 10/11/2021 2:15:21 PM

Austin MSA COVID-19 Hospitalizations

Ascension Health, Baylor Scott & White, HCA St. David's

Date of Admission

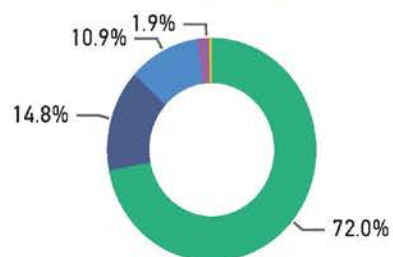
3/11/2020

10/11/2021



Race

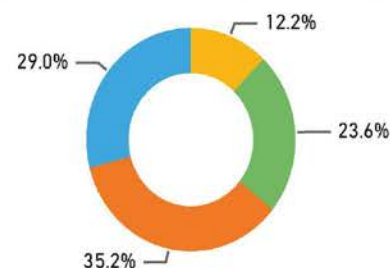
Race ● White ● Other ● Black ● Asian ● American Indian Or Alaska Native



Race	%	Count
American Indian Or Alaska Native	0.34%	52
Asian	1.90%	292
Black	10.94%	1679
Other	14.79%	2269
White	72.03%	11053
Total	100.00%	15345

Age Group

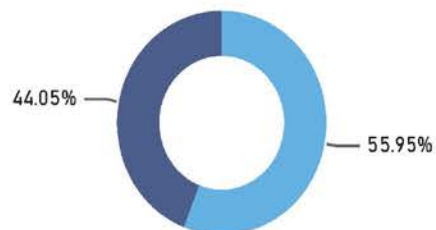
Age Group ● <30 years ● 30-49 years ● 50-69 years ● 70+ years



Age Group	%	Count
<30 years	12.18%	1948
30-49 years	23.64%	3780
50-69 years	35.15%	5620
70+ years	29.02%	4639
Total	100.00%	15987

Ethnicity

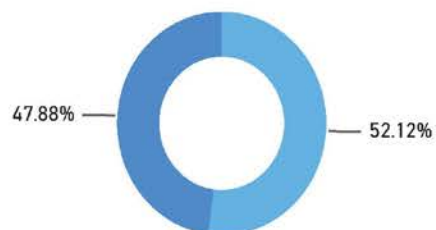
Ethnicity ● Non-Hispanic ● Hispanic



Ethnicity	%	Count
Hispanic	44.05%	6580
Non-Hispanic	55.95%	8357
Total	100.00%	14937

Sex

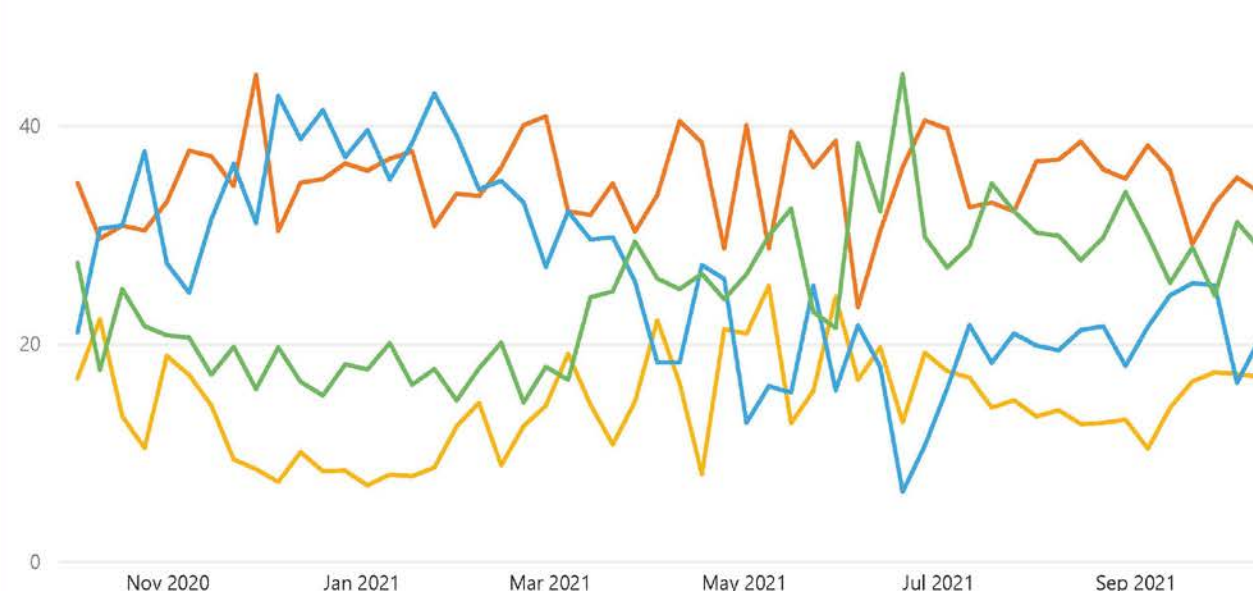
Sex ● M ● F



Sex	%	Count
M	52.12%	8332
F	47.88%	7654
Total	100.00%	15986

Percentage of Austin MSA COVID-19 Patients by Age Group

● <30 years ● 30-49 years ● 50-69 years ● 70+ years



Date Last Refreshed 10/11/2021 2:15:21 PM

Austin MSA COVID-19 Hospitalizations

Ascension Health, Baylor Scott & White, HCA St. David's

Week Ending

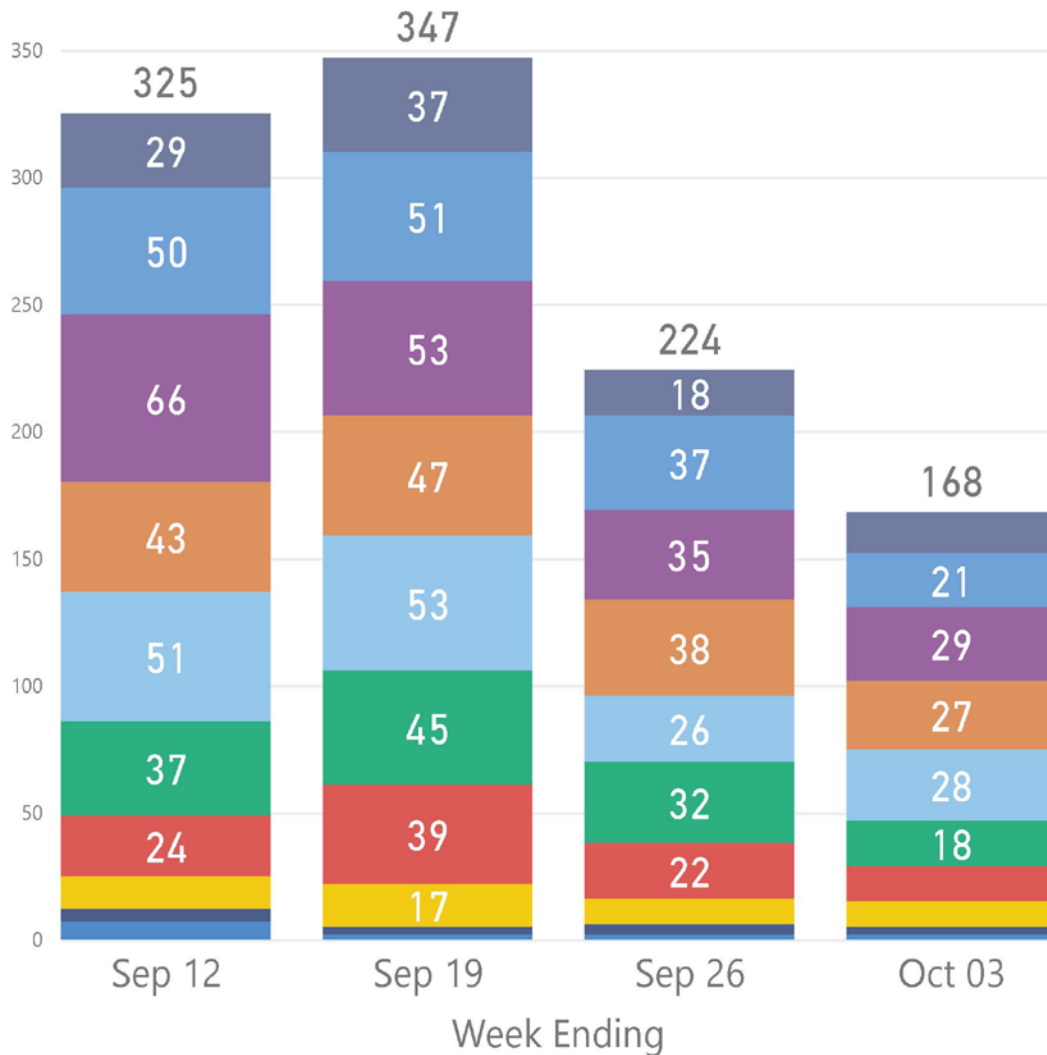
9/12/2021

10/10/2021



Weekly Austin MSA COVID-19 Patient Hospital Admissions by Age Group

Age Group ● <1 ● 1-9 ● 10-19 ● 20-29 ● 30-39 ● 40-49 ● 50-59 ● 60-69 ● 70-79 ● 80+



Austin MSA COVID-19 Patients Under 18 Years of Age

Count of Patients Under 18 for Selected Reporting Period

72

Count of Patients Under 18 Admitted to ICU During Stay

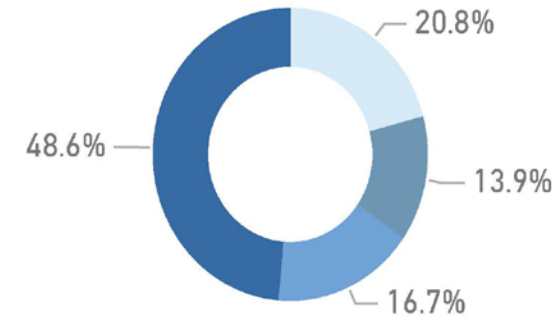
21

Count of Patients Under 18 on Ventilator During Stay

1

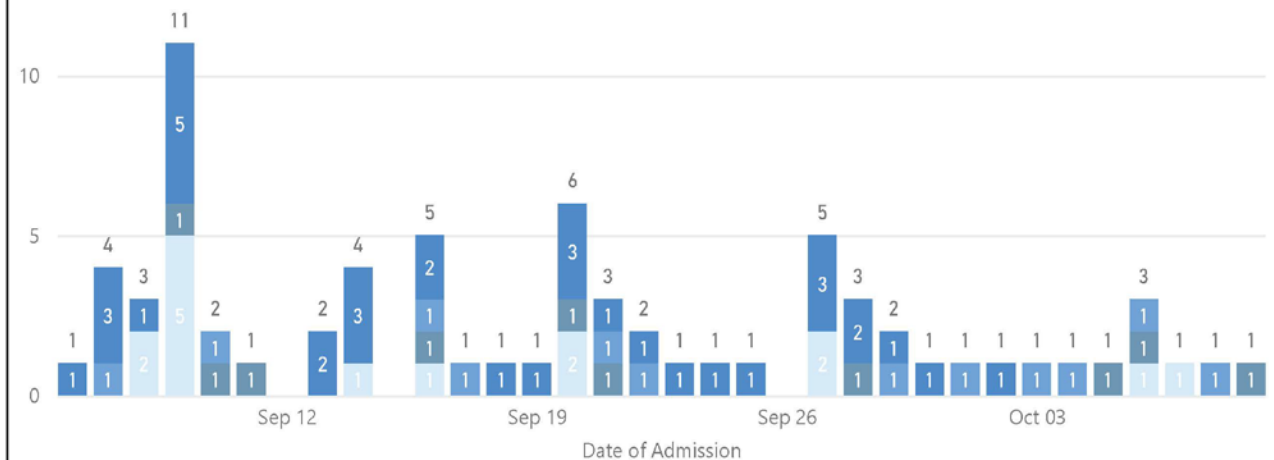
Percentage of Austin MSA COVID-19 Patients Under 18 Years of Age

Age Group ● <1 years ● 1-4 years ● 5-11 years ● 12-17 years



Austin MSA COVID-19 Patients Under 18 Years of Age by Date of Admission

Age Group ● <1 years ● 1-4 years ● 5-11 years ● 12-17 years

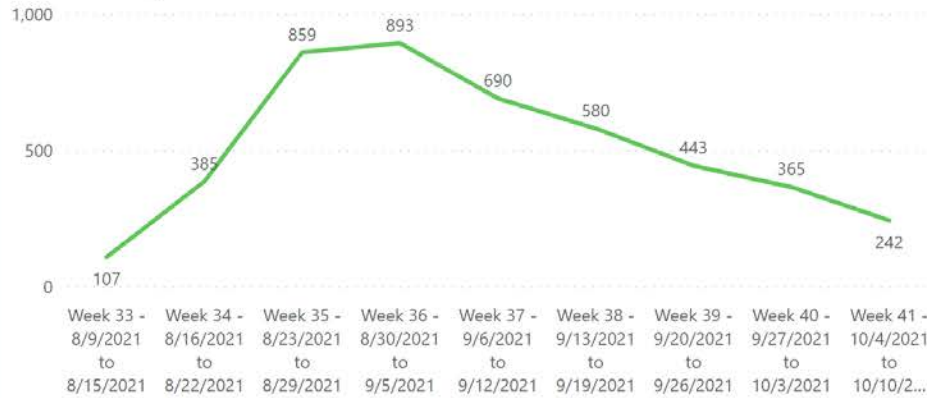


8/9/2021 10/8/2021

4,564

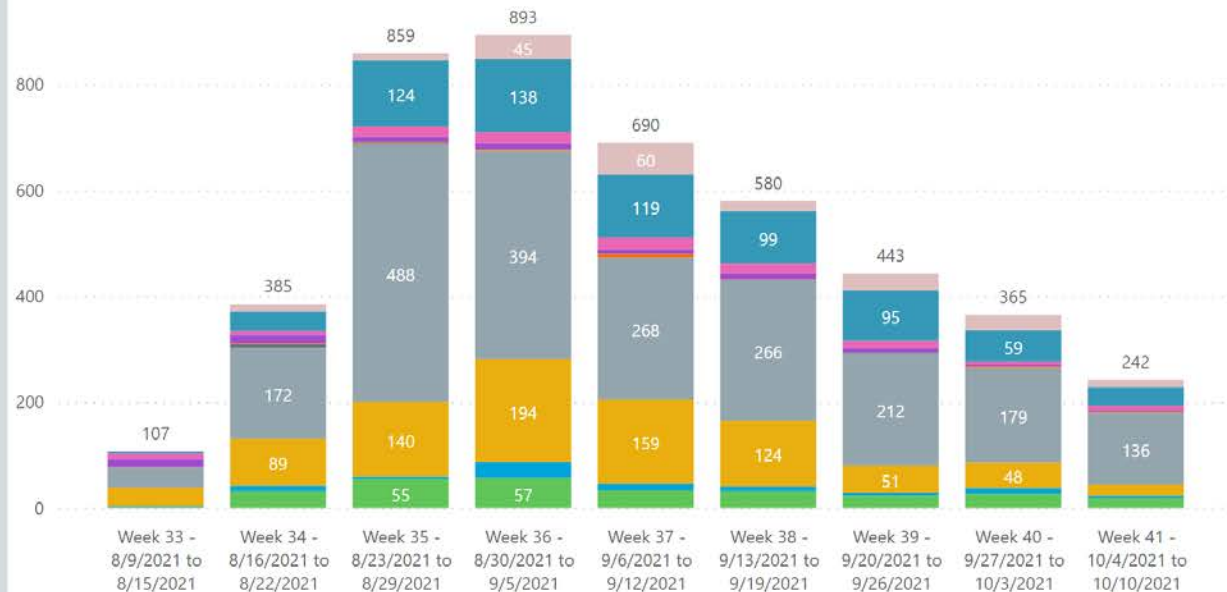
Total Cases

Total Cases by Week



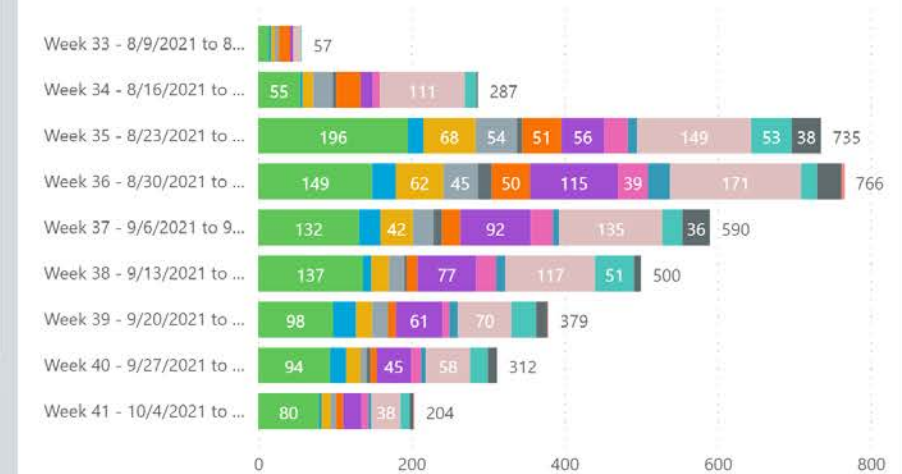
Total Cases by Week and Case Activity Type

Case Activity Type (Blank) After Sch... Athletics Classroom Custodial Food Ser... Non Sch... Other Sc... School ...



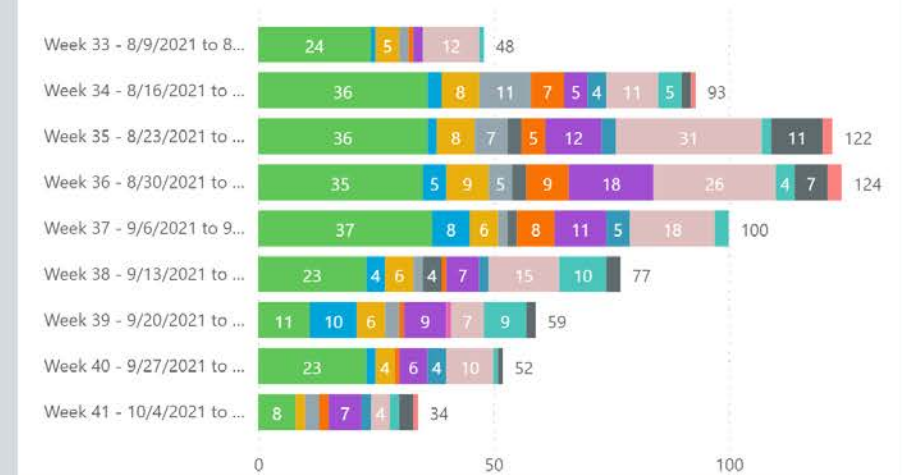
Total Student Cases by Week and School District

SchoolDistrict Austin ISD Charter S... Del Valle I... Eanes ISD Elgin ISD Lago Vist...



Total Staff Cases by Week and School District

SchoolDistrict Austin ISD Charter S... Del Valle I... Eanes ISD Elgin ISD Lago Vist...



Long Term Care Facility COVID-19 Report

APH Epidemiology and Public Health Preparedness



Long Term Care Facility COVID-19 Report

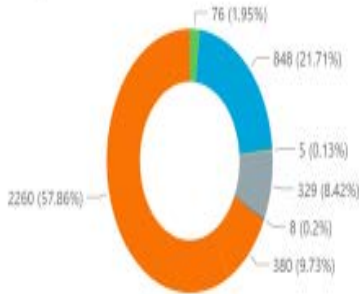
APH Epidemiology and Public Health Preparedness



LTCF Role

- Select all
- Resident
- Staff

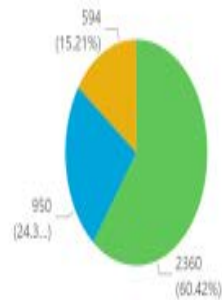
Total Cases by Race



Race

- Asian
- Black
- Native American/Alaskan
- Other
- Pacific Islander
- Unknown
- White

Total Cases by Ethnicity

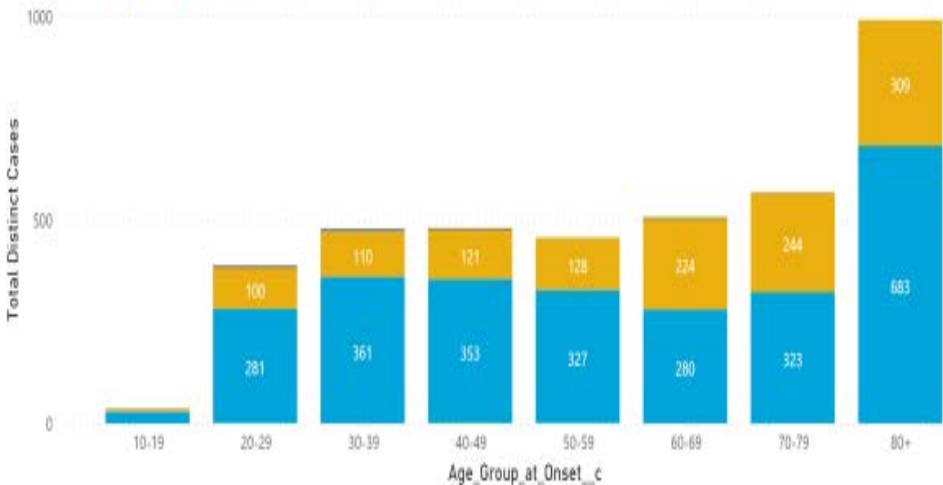


Ethnicity

- Non Hispanic
- Hispanic
- Unknown
- No (not of H...)

Total Cases by Age Group and Gender

Gender (Blank) Female Male Prefer not to Answer Unknown



Date Last Refreshed
10/8/2021 12:02:42 AM

Total Cases

3906

Total Deaths

334

New Cases Last 14 Days

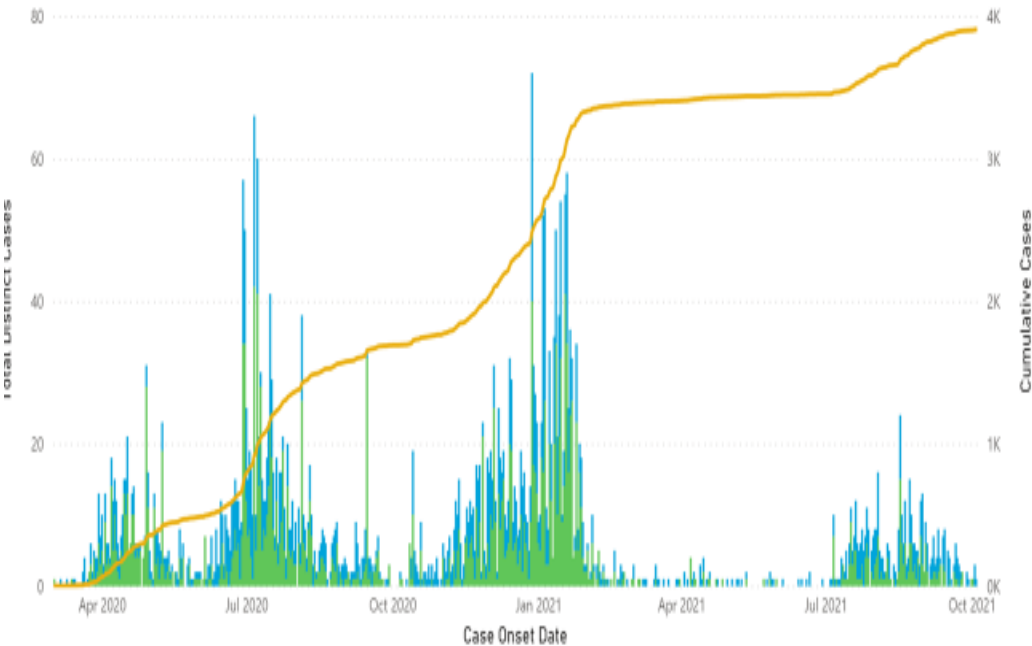
13

New Cases Last 28 Days

66

Total Distinct Cases and Cumulative Cases by Case Onset Date and LTCF Role

TCF Role (Resident) (Staff) Cumulative Cases



Date Last Refreshed
10/8/2021 12:02:42 AM

Vaccine Breakthrough Cases

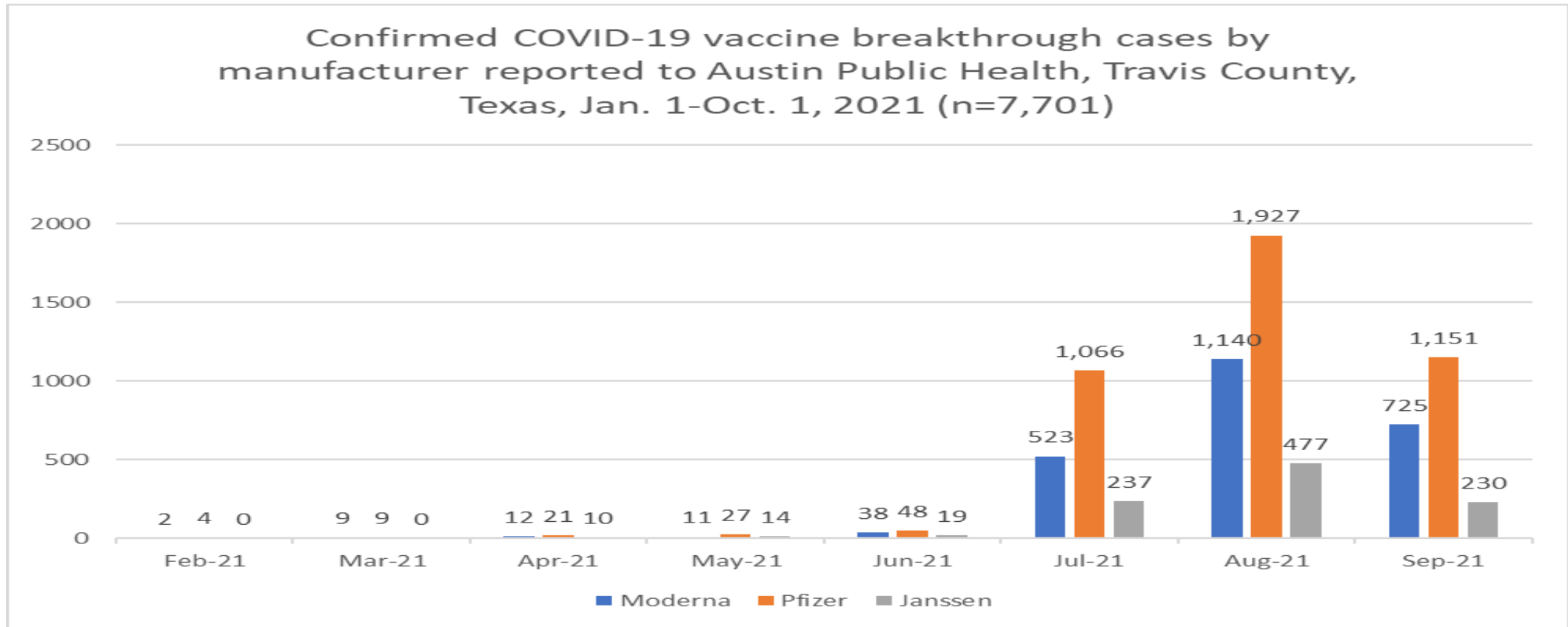
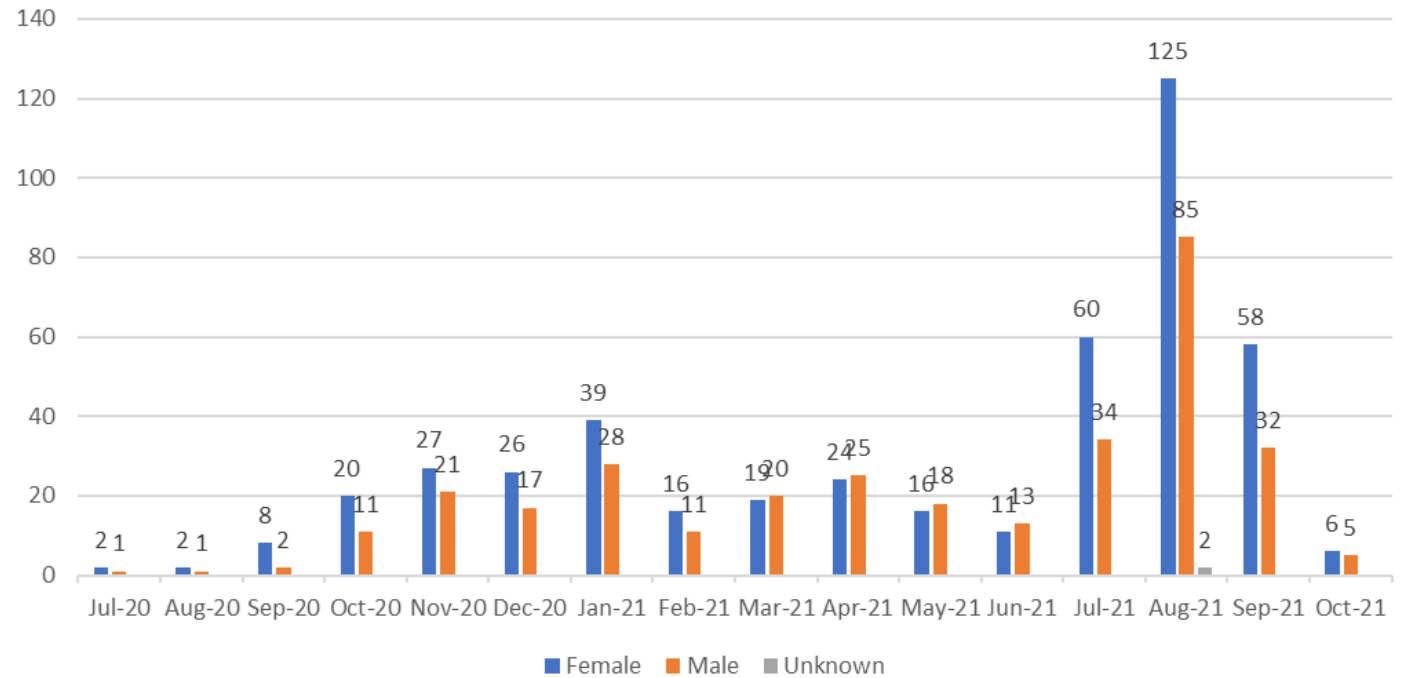


Table 1: COVID-19 Reinfections, confirmed cases only (n=784)

	Female	Male	Unknown	Total
Hospitalized, COVID-related	4	1	-	5
Deaths, COVID-related	2	2	-	4
Age group				
< 30	187	126	2	315
30-39	105	64	-	169
40-49	62	45	-	107
50-59	56	45	-	101
60-69	24	25	-	49
70-79	11	11	-	22
80+	13	8	-	21
ALL	458	324	2	784

COVID-19 confirmed reinfections reported to Austin Public Health, Travis County, Texas, July 1, 2020-Oct. 8, 2021 (n=784)



The effectiveness of full messenger RNA (mRNA) vaccination (≥ 14 days after the second dose) was 89% (95% confidence interval [CI], 87 to 91) against laboratory-confirmed SARS-CoV-2 infection leading to hospitalization, 90% (95% CI, 86 to 93) against infection leading to an ICU admission, and 91% (95% CI, 89 to 93) against infection leading to an emergency department or urgent care clinic visit. The effectiveness of full vaccination with respect to a Covid-19–associated hospitalization or emergency department or urgent care clinic visit was similar with the BNT162b2 and mRNA-1273 vaccines and ranged from 81% to 95% among adults 85 years of age or older, persons with chronic medical conditions, and Black or Hispanic adults. The effectiveness of the Ad26.COV2.S vaccine was 68% (95% CI, 50 to 79) against laboratory-confirmed SARS-CoV-2 infection leading to hospitalization and 73% (95% CI, 59 to 82) against infection leading to an emergency department or urgent care clinic visit.

COVID-19 associated deaths in 2021 - Travis County (laboratory confirmed cases)

Total confirmed deaths

549

Vaccine breakthrough deaths

43

Percentage of deaths that are vaccine breakthrough cases

7.8%

Youngest Age

17

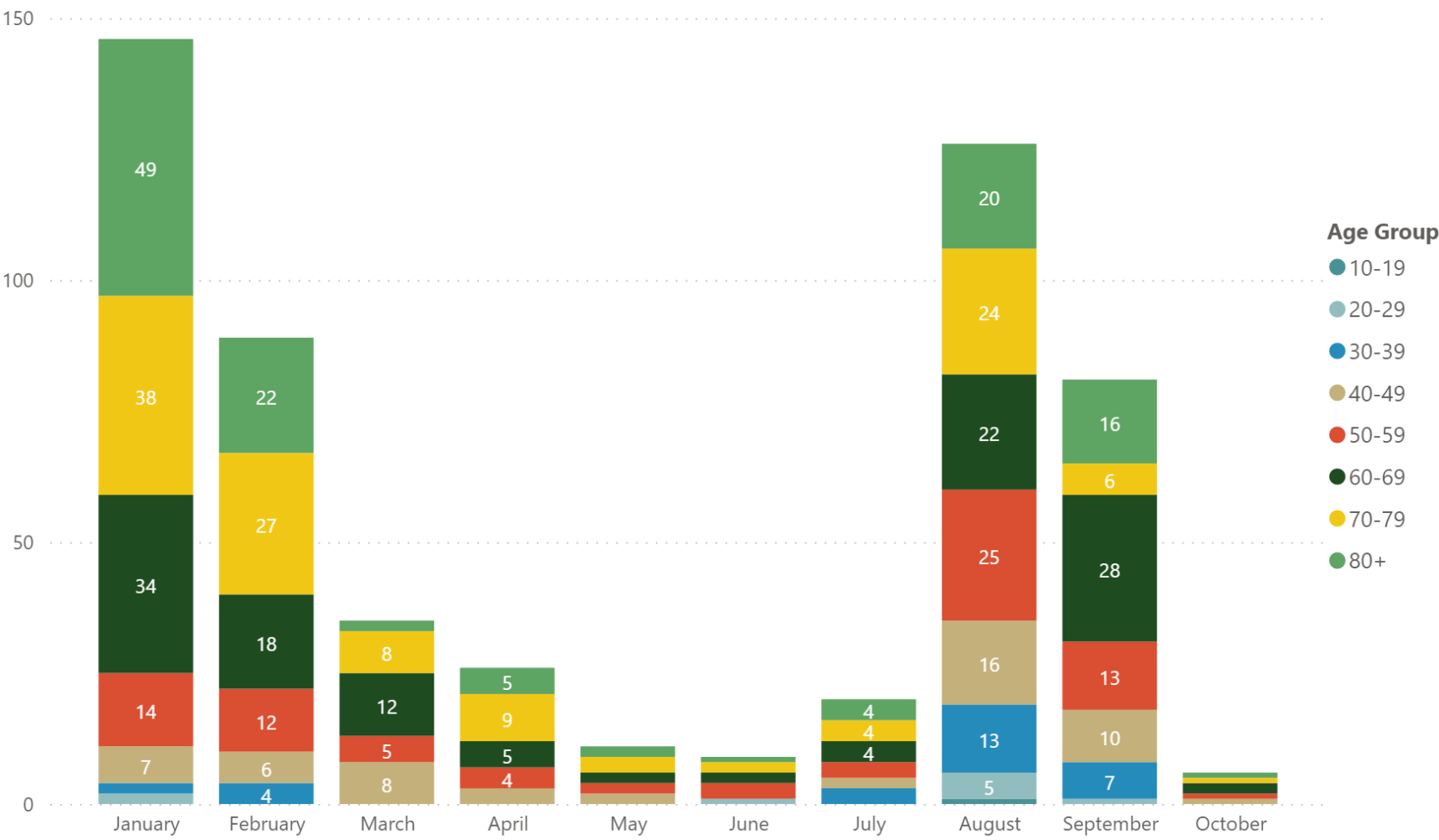
Oldest Age

103

Median Age

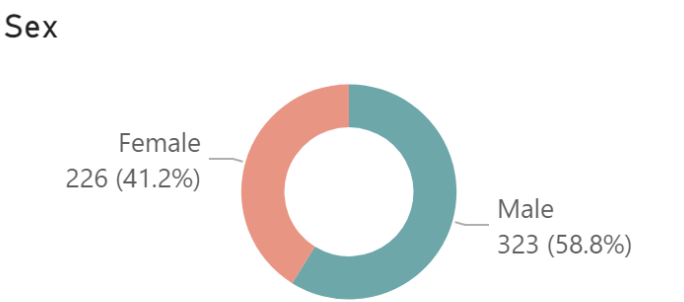
68

Age Group by Month of Death



Race	# of Cases	Percentage
Asian	11	2.0%
Black or African American	65	11.8%
Other	114	20.8%
Pacific Islander	1	0.2%
Unknown	4	0.7%
White	354	64.5%
Total	549	100.0%

Ethnicity	# Cases	Percentage
Hispanic	281	51.2%
Non Hispanic	256	46.6%
Unknown	12	2.2%
Total	549	100.0%



Austin MSA COVID-19 Travis County Resident Admissions

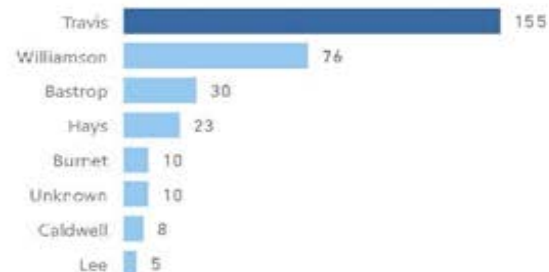
Admissions 9/20/2021-10/3/2021 (Data as of 10/3/2021)

Date of Admission

9/20/2021

10/3/2021

Counties with Highest Count of Admissions



Counties with Highest Percentage of Admissions

N= 343

County of Residence	Count	Percentage
Travis	155	46.55%
Williamson	76	22.82%
Bastrop	30	9.01%
Hays	23	6.91%
Burnet	10	3.00%
Caldwell	8	2.40%
Lee	5	1.50%

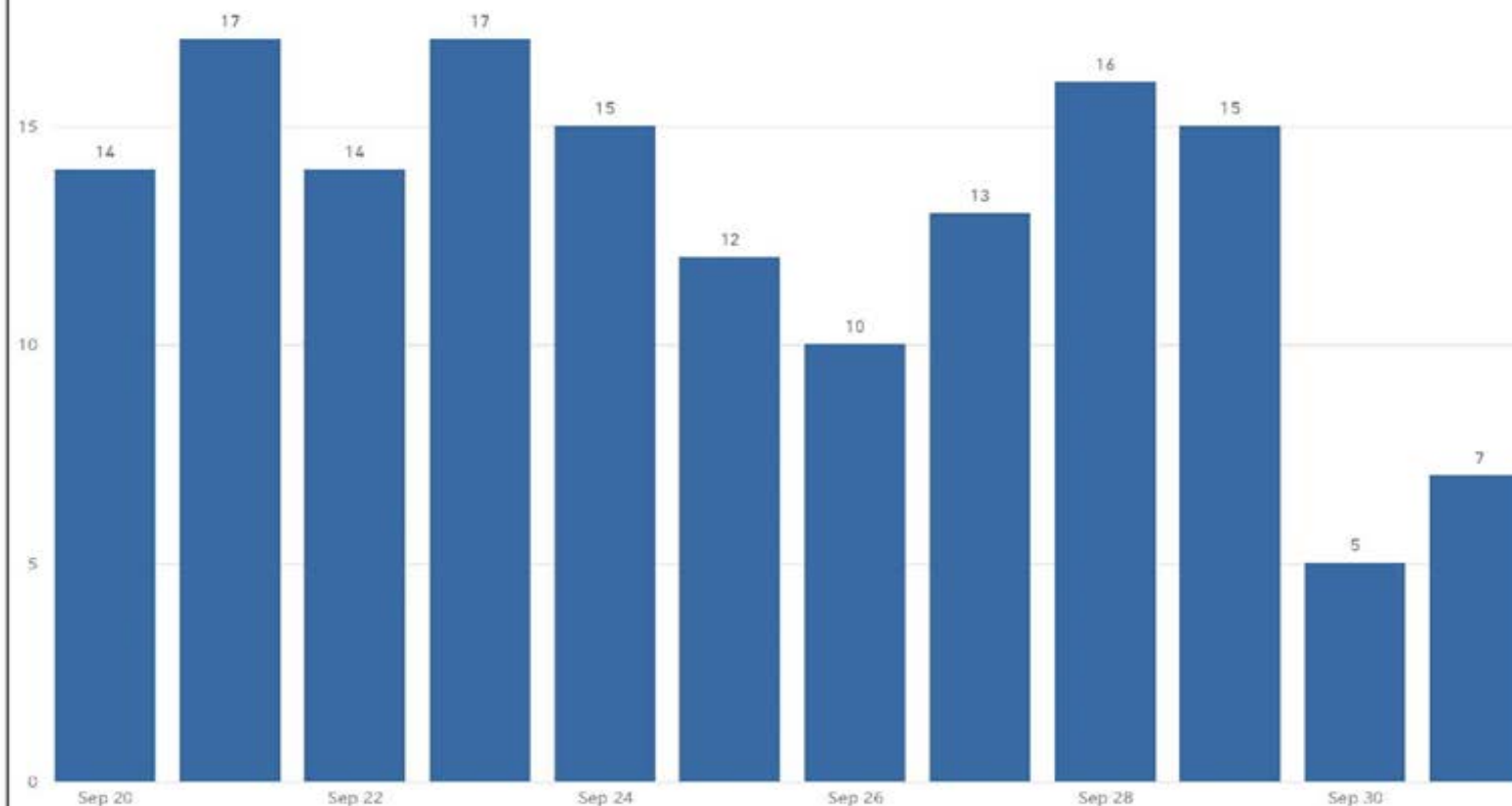
Note: Admissions for which county of patient is unknown were excluded.

Total Admissions for Selected Reporting Dates

343

Travis County COVID-19 Admissions

County of Residence ● Travis



Masks

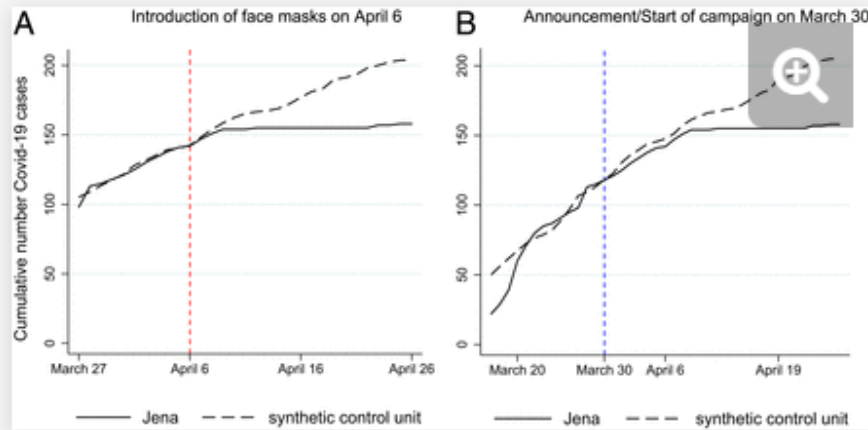


Fig. 1.

[Download figure](#) | [Open in new tab](#) | [Download powerpoint](#)

Treatment effects of the mandatory introduction of face masks (6 April) and of its announcement (30 March) in Jena. The figure shows the development of the cumulative number of COVID-19 cases in Jena (treated region, black solid line) compared to a synthetic control group (gray dashed line) over time. (Details on the construction of the synthetic control group and SCM estimation are given in [Method and Data](#).) Both panels distinguish between a pretreatment and treatment period. In A, the treatment period starts on 6 April when face masks became mandatory in public transport and shops. The start of the treatment period is indicated by the dashed vertical line (red). In B, the treatment period is set to begin on 30 March as starting date of the local campaign in Jena to wear face masks in public. The start of the treatment period is indicated by the dashed vertical line (blue). The panels show that the conclusion is independent of the starting dates: Face masks strongly reduced the number of COVID-19 cases in Jena.

Stage 3

THRESHOLD – 7-DAY MOVING DAY AVERAGE 20-29

MASKING FOR UNVACCINATED AND PARTIALLY VACCINATED PEOPLE INDOORS AND OUTDOORS WHERE SOCIAL DISTANCING IS NOT POSSIBLE

MASKING FOR VACCINATED INDOORS, TRAVEL, AND FOR HIGH RISK WHEN DINING INDOORS NOT ACTIVELY EATING OR DRINKING

HIGH RISK INDIVIDUALS TO AVOID CROWDED INDOOR VENUES AND AVOID UNESSENTIAL TRAVEL

Stage 3 Recommendations

Delta Edition

COVID-19 Risk-Based Chart — Vaccinated

**** Please continue following additional requirements of local businesses, venues and schools regardless of vaccination status or stage. Schools, hospitals, and long term living centers follow CDC and APH guidelines—or—the regulatory agency's policy.**

Recommended thresholds 7-day average hospital admits		Private Gatherings** With People Outside Your Household				Travel**		Dining**		Shopping**	
		Indoor		Outdoor		Low-Risk	High-Risk	Low-Risk	High-Risk	Low-Risk	High-Risk
		Low-Risk	High-Risk	Low-Risk	High-Risk						
0 - 4	Stage 1										
5 - 14	Stage 2										
15 - 29	Stage 3										
30 - (50 - 90) *	Stage 4										
> 50 - 90 *	Stage 5						Only if essential				Takeaway/ Curbside

* The exact hospitalization average trigger will depend on the rate of increase. A faster increase in the daily average will trigger stage 5 risk recommendations when the number reaches the lower end of this range.

Mask optional, continue washing hands and other hygiene precautions

Not recommended at all, with or without masks

Take prevention measures: wear a mask, wash your hands and social distance following CDC guidelines

Places that require vaccines and masks may pose a lower risk.

Delta Edition

Delta Edition

COVID-19 Risk-Based Chart — Partly Vaccinated or Unvaccinated

**** Please continue following additional requirements of local businesses, venues and schools regardless of vaccination status or stage. Schools, hospitals, and long term living centers follow CDC and APH guidelines—or—the regulatory agency's policy.**

Recommended thresholds 7-day average hospital admits		Private Gatherings** With People Outside Your Household		Travel**	Dining**	Shopping**
		Indoor	Outdoor			
0 - 4	Stage 1					
5 - 14	Stage 2					
15 - 29	Stage 3	 If high risk: avoid unless essential	 If high risk: avoid unless essential	 If high risk: avoid unless essential	 If high risk: avoid unless essential	 If high risk: avoid unless essential
30 - (50 - 90) *	Stage 4			Only if essential	Takeaway/ Curbside	Only if essential
> 50 - 90 *	Stage 5				Takeaway/ Curbside	Takeaway/ Curbside

* The exact hospitalization average trigger will depend on the rate of increase. A faster increase in the daily average will trigger stage 5 risk recommendations when the number reaches the lower end of this range.

Mask optional, continue washing hands and other hygiene precautions

Not recommended at all, with or without masks

Take prevention measures: wear a mask, wash your hands and social distance following CDC guidelines

Delta Edition

Thank you

COVID-19 Operations Update

October 12, 2021

ADRIENNE STURRUP, INTERIM DIRECTOR



Overall APH Response Operations and Services

September Monthly Overview

- **3,650 COVID-19 Vaccines**
- **10,121 COVID 19 Tests Administered**
- **11,530 new COVID-19 cases reported**
- **3,347 patient inbound and outbound calls**
- **1,158 Families supported through PPE and Food Distribution**
- **21 vaccine education activities**



Overall APH Response Operations and Services

September Monthly Overview

3,650 is the TOTAL number of COVID-19 Vaccines in September 2021

<u>Dose #</u>	<u>Moderna</u>	<u>Janssen</u>	<u>Pfizer</u>	<u>TOTALS</u>
Dose 1	403	70	944	1417
Dose 2 (fully vaccinated)	671		866	1537
Dose 3	535		161	696

10,121 is the TOTAL number of COVID-19 Tests in September 2021

<u>St. Johns Site</u>	<u>Mobile Testing</u>	<u>Dove Springs Site</u>
6,913	226	2,981

COVID-19 Testing Options

George Morales Dove Springs Rec Center

5801 Ainez Dr, Austin, Texas 78744

Tuesday- Saturday

St. Johns Testing Site

7211 N Interstate 35 Frontage Rd, Austin, Texas 78752

Tuesday- Saturday

In-Home Testing

Available Monday through Friday

Facility Testing

Testing offered to senior living facilities, homeless shelters, and other facilities that have identified one positive COVID-19 case

Mobile Testing

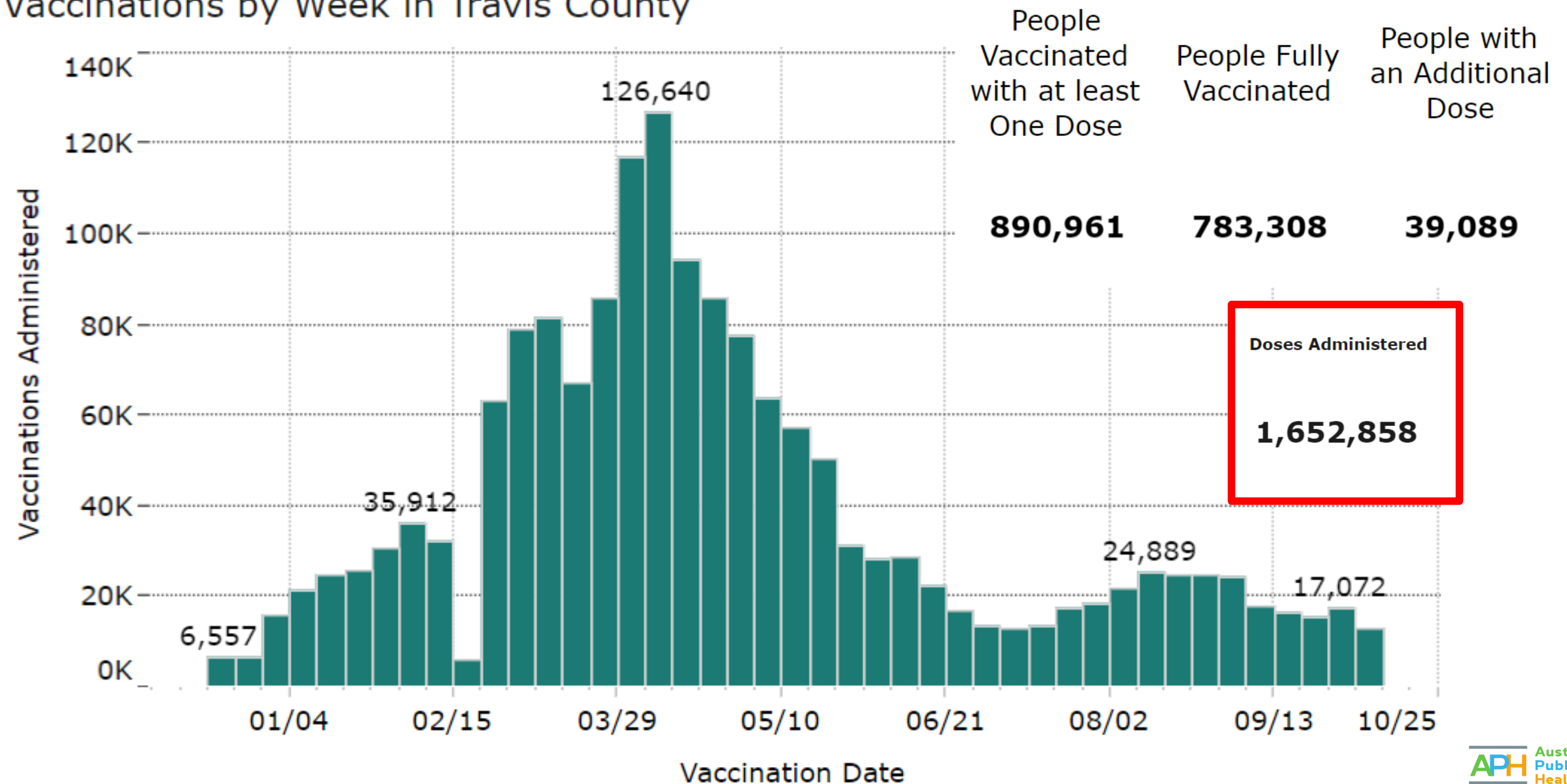
(Monday- Friday 8 am - 4 pm).

Mobile testing appointments can be made by calling **512-972-5560**.

**APH Tests (10/4/2021-10/9/2021):
1,224**

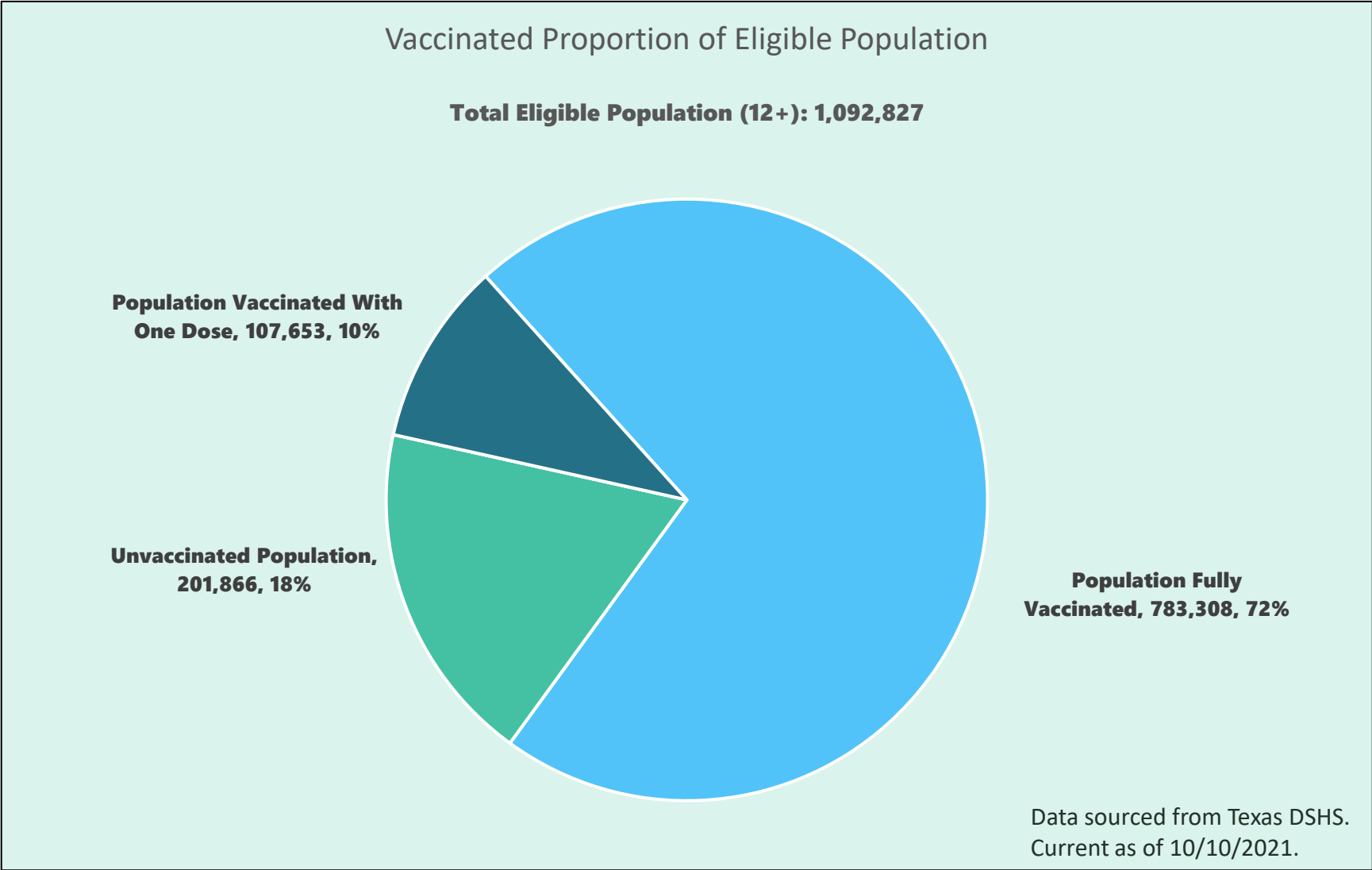


Vaccinations by Week in Travis County

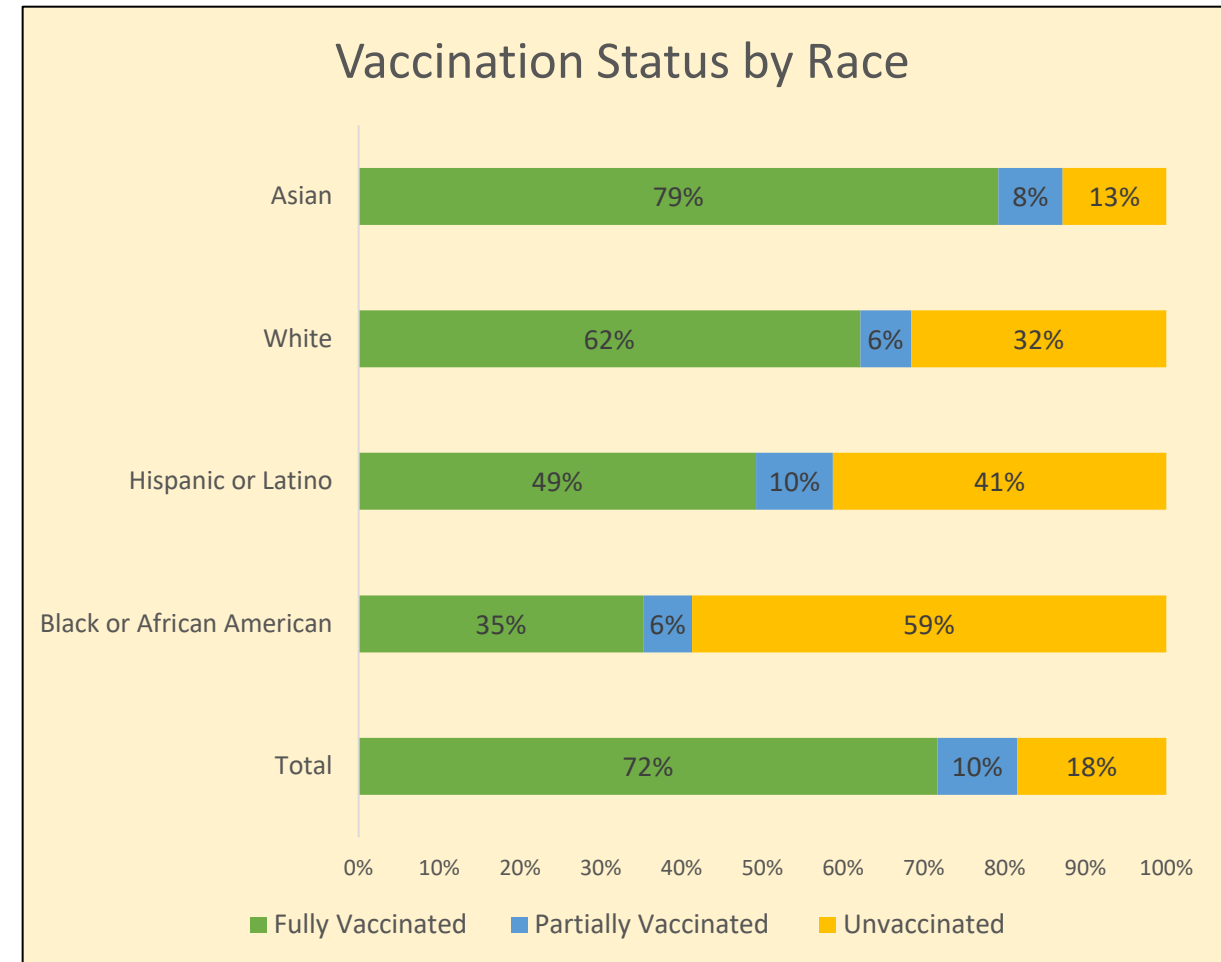
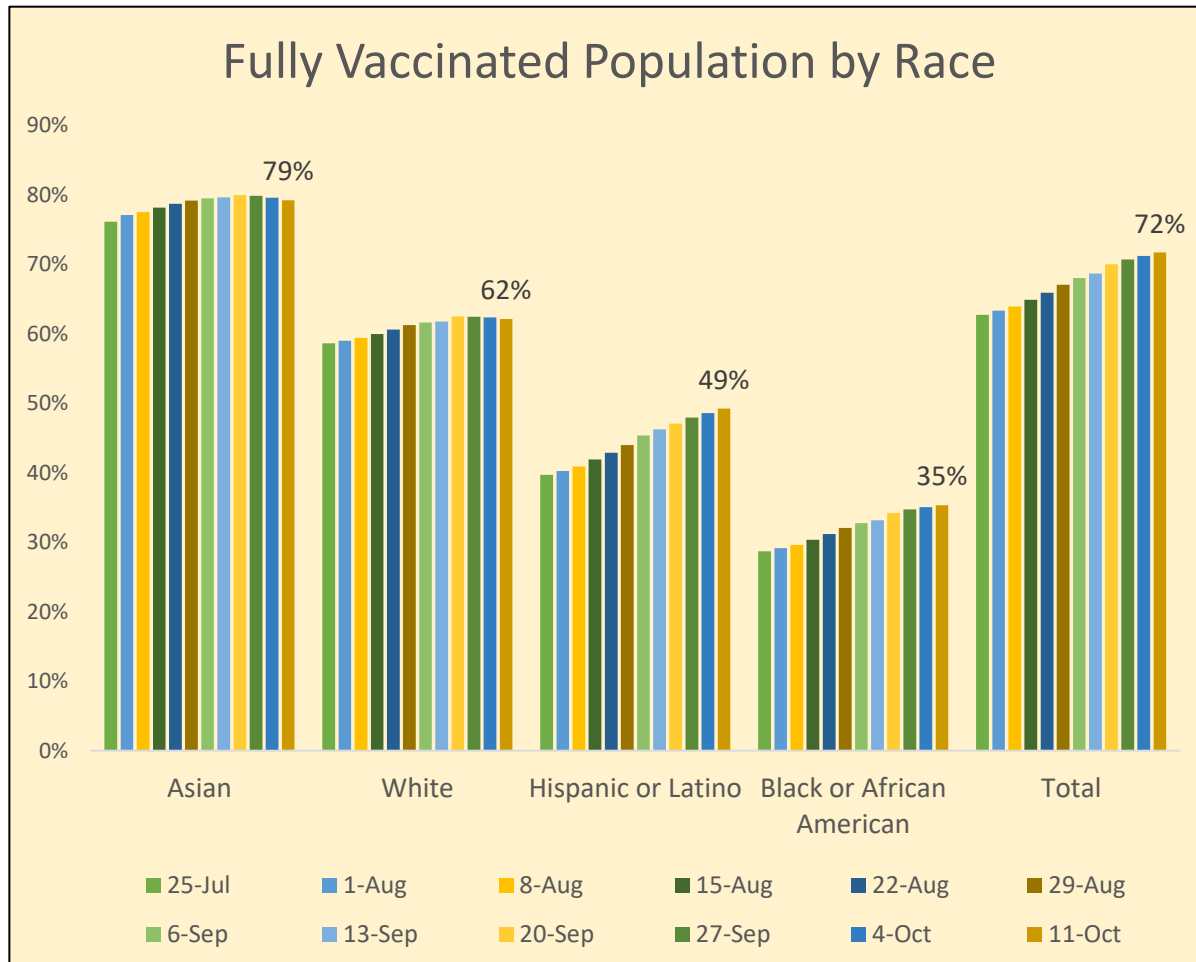


Source: Texas Department of State Health Services, Immunizations Registry ImmTrac2

Travis County Residents Who Have Not Received Second Dose

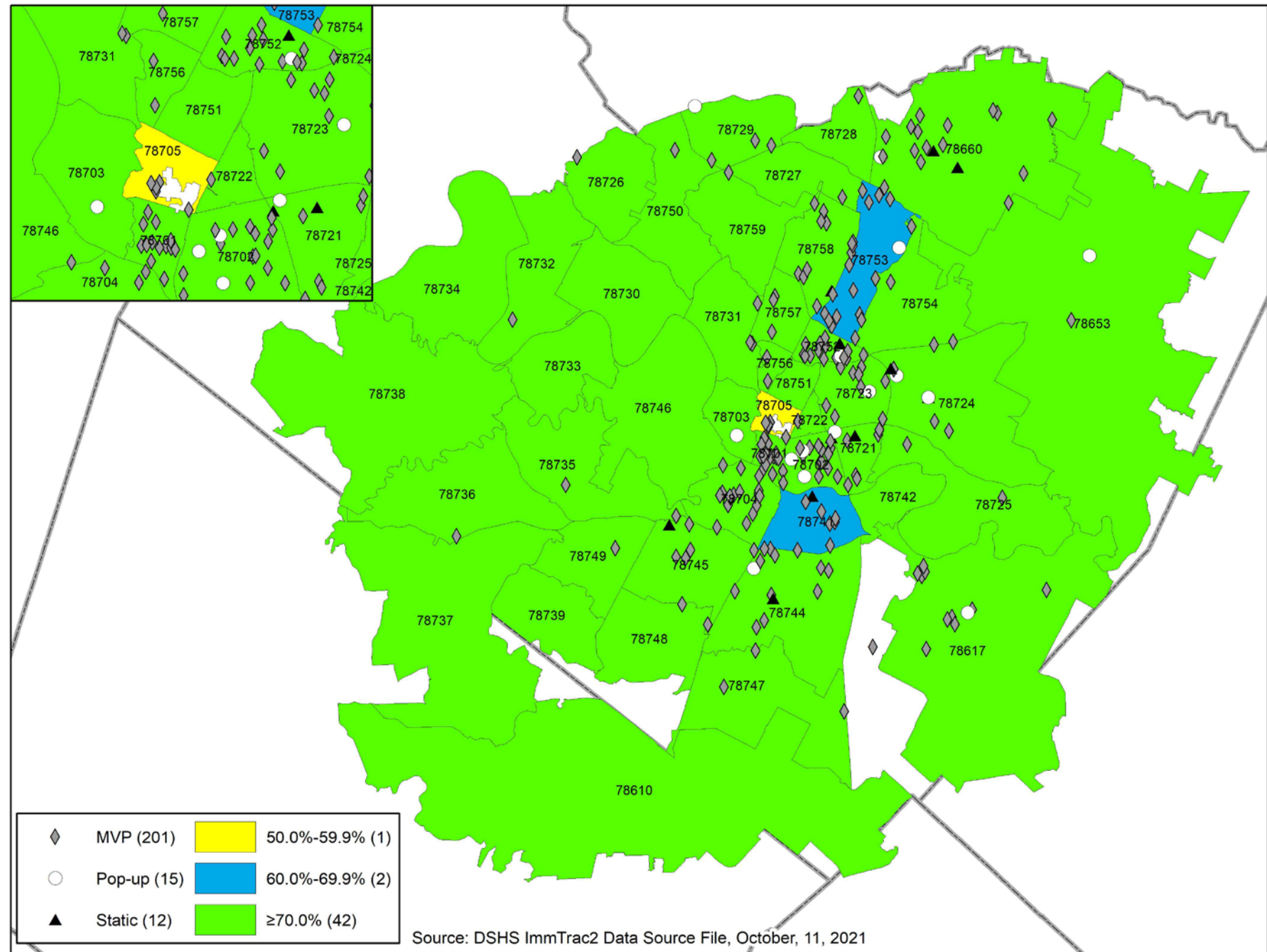


TXDSHS Vaccine Data for Travis County by Race and Ethnicity

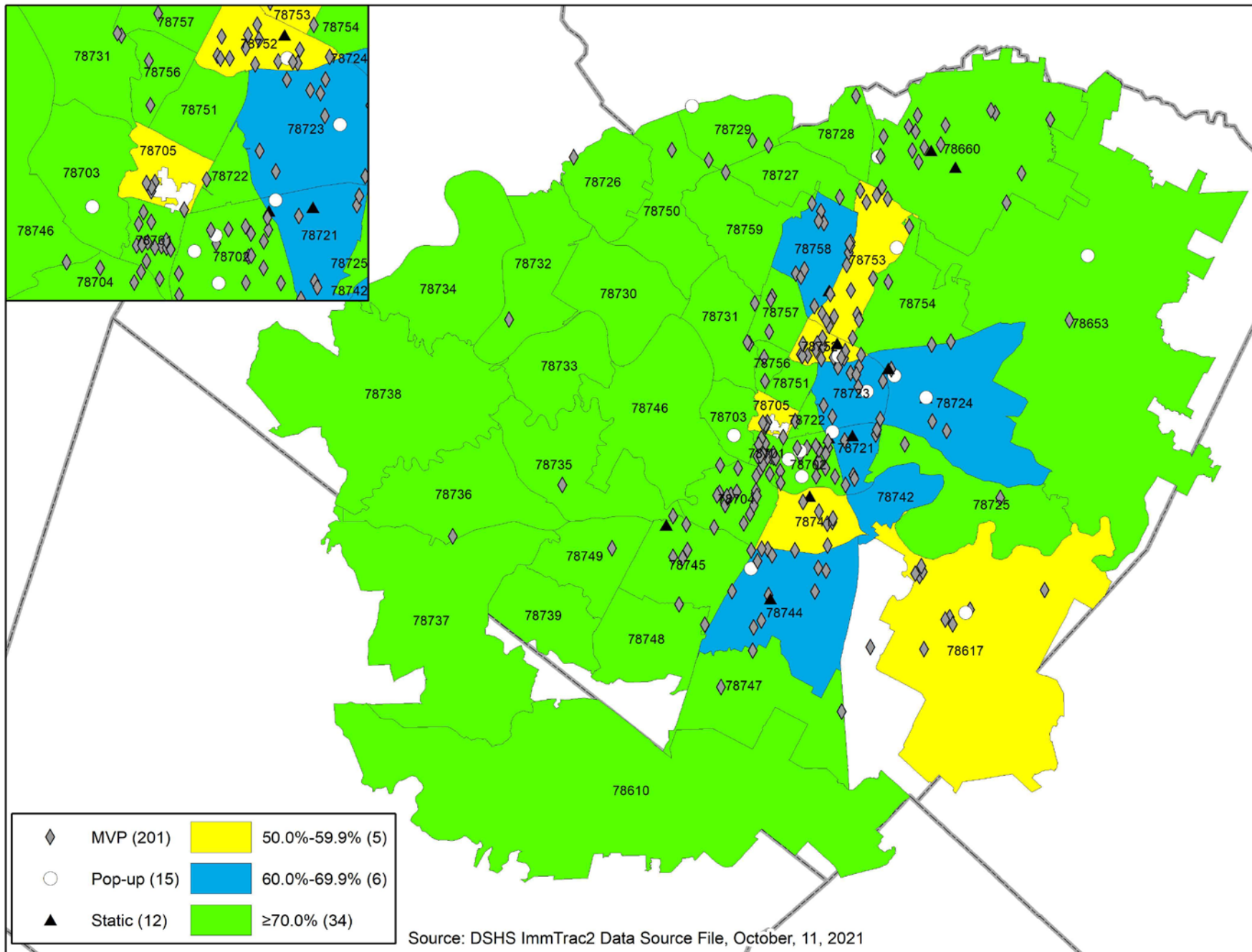


Data sourced from Texas DSHS. Current as of 10/10/2021.

First Dose Vaccinated Population



Second Dose/Fully Vaccinated Population



Vaccine Operations

Walk-Up Clinics (No Appointment Needed)

Southeast Branch Library (Moderna & Pfizer)

5803 Nuckols Crossing Rd
Tuesday & Friday: 3PM - 8PM
Saturday: 10AM - 2PM

Little Walnut Creek Branch Library (Moderna & Pfizer)

835 W Rundberg Ln
Tuesday & Friday: 3PM - 8PM
Saturday: 10AM - 2PM

For more vaccine event locations visit
<https://www.austintexas.gov/covid19>

Pflugerville Library (Moderna & Pfizer)

1008 W Pfluger St
Wednesday: 2PM-7PM

Delco Activity Center (Moderna & Pfizer)

4601 Pecan Brook Dr
Tuesday-Friday: 9AM-12PM

Sims Elementary (Moderna & Pfizer)

1203 Springdale Rd
Wednesday & Thursday: 2PM-7PM

Mobile Operations

17 Events This Week Including:

- 7 Middle & High Schools
- Austin Transition Center
- Deutschen Pfest Pflugerville
- Health Worker Career Fair

Booster and Pediatric Emergency Use Authorization Status

Centers for Disease Control and Prevention Recommendations

- Pfizer COVID-19 booster shot has been approved for Emergency Use Authorization for some populations.
- FDA advisory committee will meet on 10/14 and 10/15 to discuss:
 - Use of booster doses of Moderna COVID-19 Vaccine
 - Use of Janssen COVID-19 Vaccine
 - Available data on the heterologous use or “mix and matching” of booster doses from original series.
- FDA will meet on 10/26 to consider clinical trial data submitted by Pfizer for use of vaccines for 5-11 year olds.

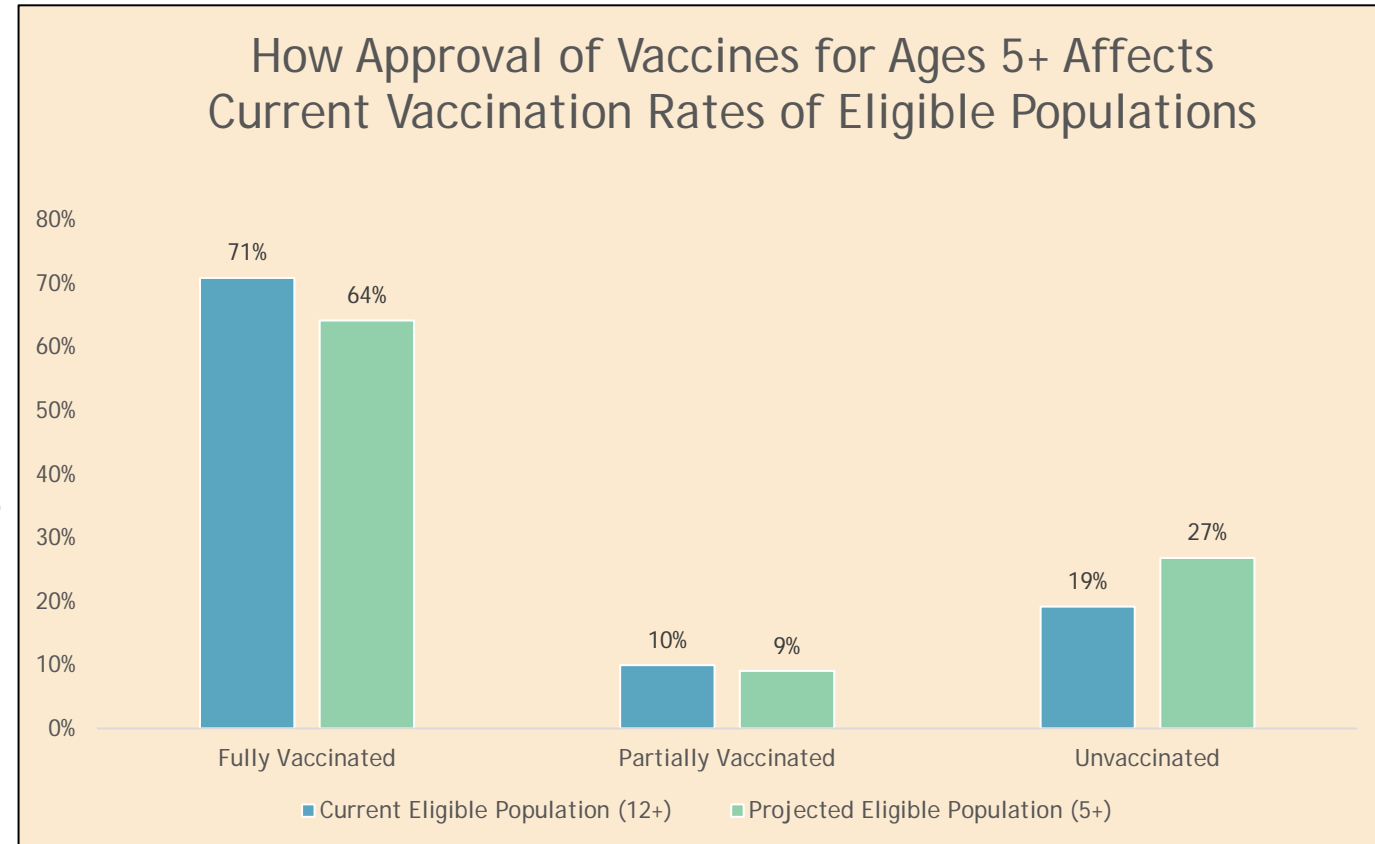
Evidence Based Recommendations Process



PLANNING AHEAD: PEDIACTRIC VACCINE STRATEGY

Proactive planning for the COVID-19 vaccine for 5-11:

- Ensuring adequate vaccine supply in anticipation of increased demand for Pfizer.
- Addressing vaccine hesitancy among the child's primary caregiver
- Encouraging community driven vaccine demand
- Ensuring the APH nursing workforce are comfortable and prepared for the vaccination of children per Pfizer pediatric vaccine protocols
- Ensuring adequate POD capacity for pediatric clients
- Eligible population will increase by 114,519



Vaccine Distribution Community Engagement Strategy

Multiple community engagement opportunities to:

- Reflect on vaccine distribution efforts
- Review/inform draft operational plans to ensure community needs are met
- Inform current and new phases of vaccine operations

Efforts include:

- Virtual Town Hall
- Community Feedback Survey

Necesitamos su ငါတို့မင်းရဲ့ထည့်သွင်းမှုလိုအပ်တယ်
contribución Chúng tôi cần
đầu vào của bạn
كيتالخدم ىلما قجارج نجن

WE NEED
YOUR
INPUT



*Get updates on COVID-19
boosters and third doses and
give input in virtual groups.*

Join the meeting on **Zoom**.
If you'd like to comment, visit

SpeakupAustin.org

Monday, October 25

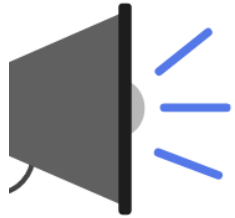
6:30- 8 PM

Saturday, October 30

10 -11:30 AM

Community Health Workers Needed!

APH COMMUNITY HEALTH WORKER CAREER FAIR



WE'RE HIRING

Help us educate the community about the COVID-19 vaccine

We are looking for community members who have deep connection to underserved and high-risk populations facing COVID-19 health disparities, including racial and ethnic minority populations, to:

- conduct in-person outreach and education
- build relationship and awareness among community members to increase trust in COVID-19 vaccine
- attend community events and gatherings
- and more!



Montopolis Recreation and Community Center
1200 Montopolis Dr, Austin, TX 78741

OCT. 16, 2021 | 10 AM - 2 PM

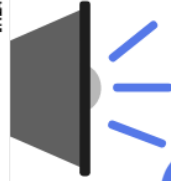
If you are bilingual in any language, you are highly encouraged to attend and apply!

For job details and to apply visit [AUSTINCITYJOBS.ORG](https://austincityjobs.org)

Please bring your resume or City of Austin job application



FERIA DE EMPLEO DE APH PARA PROMOTORES DE SALUD COMUNITARIA



ESTAMOS CONTRATANDO

Ayúdenos a educar a la comunidad sobre la vacuna contra COVID-19

Estamos en busca de miembros de la comunidad que tengan fuertes conexiones con las poblaciones subatendidas y en alto riesgo que se enfrentan a disparidades de salud por el COVID-19, incluyendo a los grupos raciales y étnicos minoritarios para:

- llevar a cabo actividades de alcance comunitario y educación en persona
- fomentar relaciones y crear conciencia en la comunidad para aumentar la confianza en la vacuna contra COVID-19
- asistir a eventos y reuniones comunitarias
- ¡y más!



Centro Recreativo y Comunitario Montopolis
1200 Montopolis Dr, Austin, TX 78741

16 de octubre de 2021 | 10 AM a 2 PM

¡Si usted es bilingüe en cualquier idioma, le animamos enfáticamente a que asista y solicite!

Para detalles sobre el empleo y para solicitar visite [AUSTINCITYJOBS.ORG](https://austincityjobs.org)

Por favor traiga su currículum y solicitud de la Ciudad de Austin



St. James Missionary Baptist Church

October 2, 2021



Dittmar Park

October 9, 2021





Thank you