



COVID-19 Update

December 14, 2021

DESMAR WALKES MD, HEALTH AUTHORITY/MEDICAL DIRECTOR
CITY OF AUSTIN/TRAVIS COUNTY



MSA Daily Counts

Report Refreshed: 12/13/2021 11:02:27

Data Up To: 12/13/2021

Select Reporting Date

5/28/2020

12/13/2021



Select Facility Name

Search

- ☐ Alternative Care Site
- ☐ Ascension Health
- ☐ Baylor Scott & White
- ☐ St. David's

12/13/2021

121

CV19 Inpatients

43

CV19 ICU Inpatients

19

CV19 Inpatients on Vent

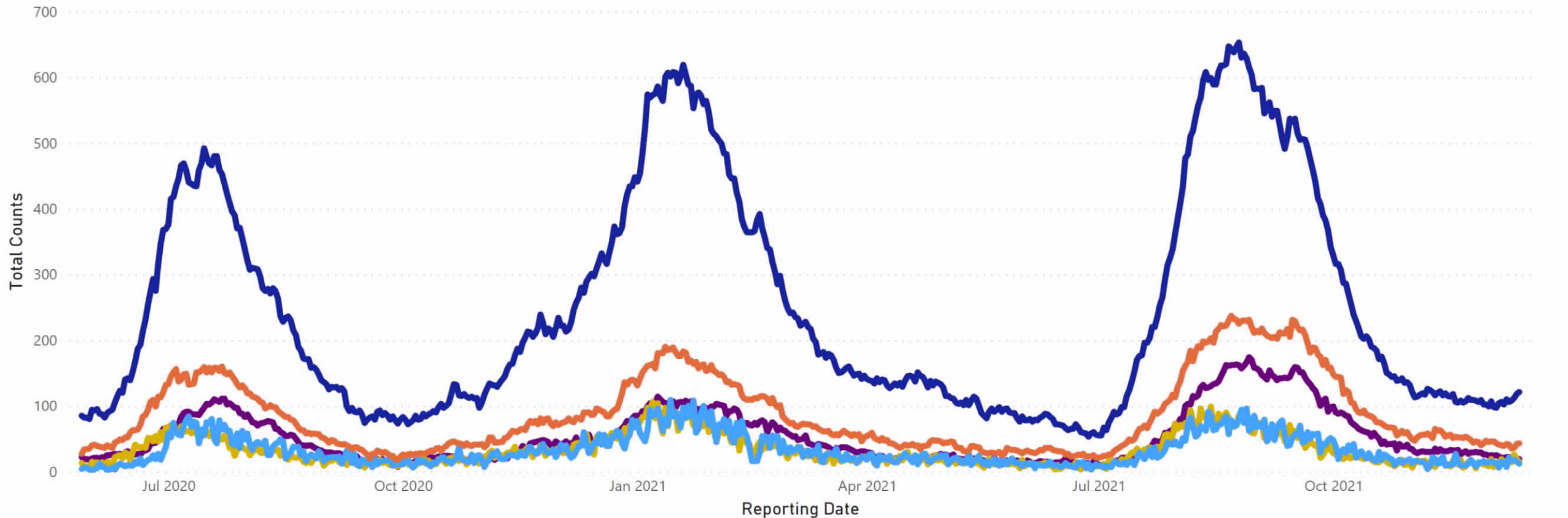
15

Previous 24Hr Admissions

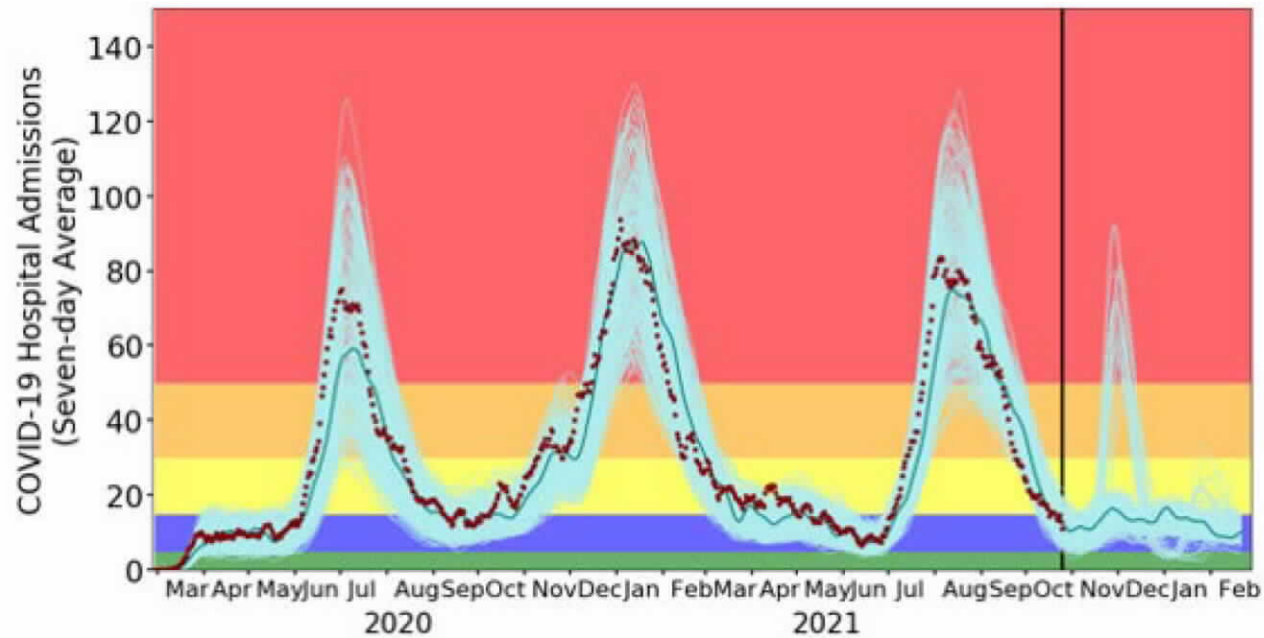
12

Previous 24Hr Discharges

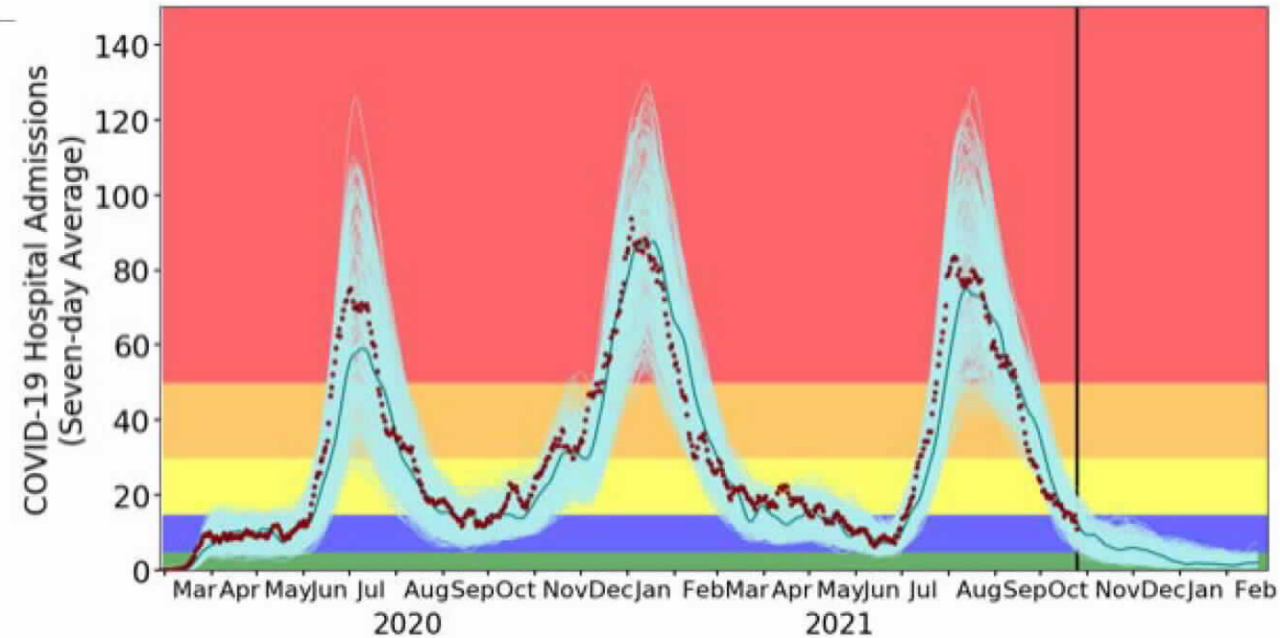
Confirmed CV19 Inpatients Confirmed CV19 ICU Inpatients Confirmed CV19 Inpatients on Ventilators Previous 24Hr Confirmed CV19 Admissions Previous 24Hr Confirmed CV19 Discharges



UT Modelling Projections Report



Triggers: hospital admissions



Triggers: hospital admissions and
community transmission

Community Based Transmission

Case rate per 100,000 in 7 days / Percent Positivity per CDC

Use the highest one to determine how cases are spreading in the community.

Determining Transmission Risk

If the two indicators suggest different transmission levels, the higher level is selected

				
	Low	Moderate	Substantial	High
New cases per 100,000 persons in the past 7 days*	<10	10-49.99	50-99.99	≥100
Percentage of positive NAATs tests during the past 7 days**	<5%	5-7.99%	8-9.99%	≥10.0%

Self Testing

Consider Self Testing

- . If you have symptoms
- . After exposure or potential exposure to Covid-19
- . Before gathering with others, especially
 - unvaccinated children
 - older adults
 - immunocompromised
 - people at risk for severe disease



Self-tests can also be used as one of many risk-reduction measures, along with vaccination, masking, and physical distancing, that [protect you and others](#) by reducing the chance of viral transmission. You can self-test, even if you don't have symptoms or are fully vaccinated, in order to make decisions that will help prevent spreading COVID-19 to others.

Stage 3

We have plateaued on the cusp of Stage 3 and 2

Threshold for Stage 3








































7-day moving day average for admissions of 15-29

Stage 3 Recommendations

- . Masking for everyone in Indoor Public spaces
- . High Risk individuals to wear masks for indoor dining and shopping
- . All travelers are to wear masks per federal regulations

Risk-Based Chart — Vaccinated

** Please continue following additional requirements of local businesses, venues and schools regardless of vaccination status or stage. Schools, hospitals, and long term living centers follow CDC and APH guidelines—or—the regulatory agency's policy.

Transmission thresholds 7-day average; cases per 100,000 people	Hospitalization thresholds 7-day average hospital admits		Gatherings With People Outside Your Household**				Travel**		Dining**		Shopping**	
			Indoor		Outdoor		Low-Risk	High-Risk	Low-Risk	High-Risk	Low-Risk	High-Risk
			Low-Risk	High-Risk	Low-Risk	High-Risk						
<5	0 - 4	Stage 1										
<10	5 - 14	Stage 2										
10 - 49	15 - 29	Stage 3										
50 - 99	30 - (50 - 90)*	Stage 4										
100	>50 - 90*	Stage 5						Only if essential	 Indoors + 	 Outdoors		Takeaway/ Curbside

* The exact hospitalization average trigger will depend on the rate of increase. A faster increase in the daily average will trigger stage 5 risk recommendations when the number reaches the lower end of this range.



Mask optional, continue washing hands and other hygiene precautions



Not recommended at all, with or without masks



Take prevention measures: wear a mask, wash your hands and social distance following CDC guidelines



Places that require vaccines and masks may pose a lower risk.



[AustinTexas.gov/COVID19](https://austintexas.gov/COVID19)

Published: November 23, 2021

Austin MSA COVID-19 Hospitalizations

Ascension Health, Baylor Scott & White, HCA St. David's

Date of Admission

11/29/2021

12/12/2021

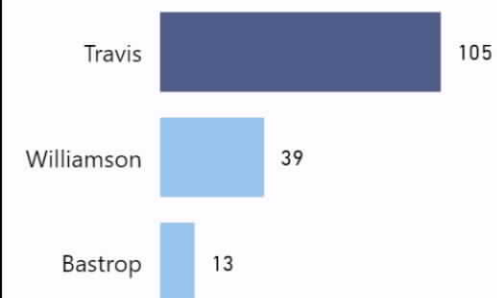


Travis County Resident Admissions

Total Admissions for Selected Reporting Dates

189

Counties with Highest Count of Admissions



Counties with Highest Percentage of Admissions

County of Residence	Percentage
Travis	56.76%
Williamson	21.08%
Bastrop	7.03%
Hays	4.86%
Caldwell	1.62%
Out Of State	1.62%
Bell	1.08%
Burnet	1.08%

Travis County COVID-19 Admissions

County of Residence ● Travis



Patient Vaccination Status

Total Patients for Selected Reporting Dates

189

Non-Vaccinated Patients

66

Fully Vaccinated Patients

28

Partially Vaccinated Patients

5

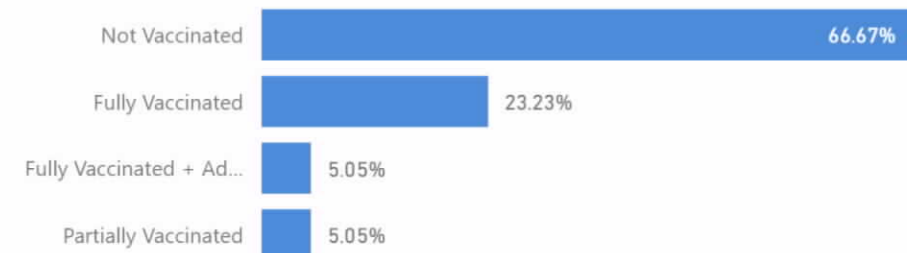
Fully Vaccinated + Additional Dose Patients

5

Vaccine Manufacturer of Fully/Partially Vaccinated Patients, N = 33

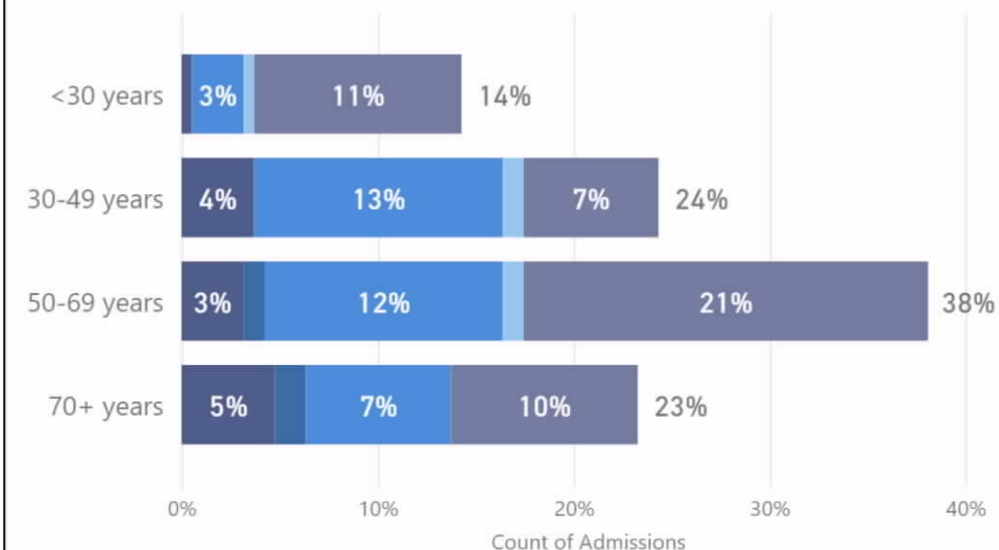
Vaccination Type	%
Johnson & Johnson/Janssen	13.33%
Moderna	53.33%
Pfizer-Biontech	33.33%

Percentage of Austin MSA COVID-19 Patients by Vaccination Status, n=99



Admissions by Age Group and Vaccination Status, N = 99

Vaccination Status ● Fully Vacci... ● Fully Vacci... ● Not Vacci... ● Partially ... ● Unknown



Austin MSA COVID-19 Hospitalizations

Ascension Health, Baylor Scott & White, HCA St. David's

Week Ending

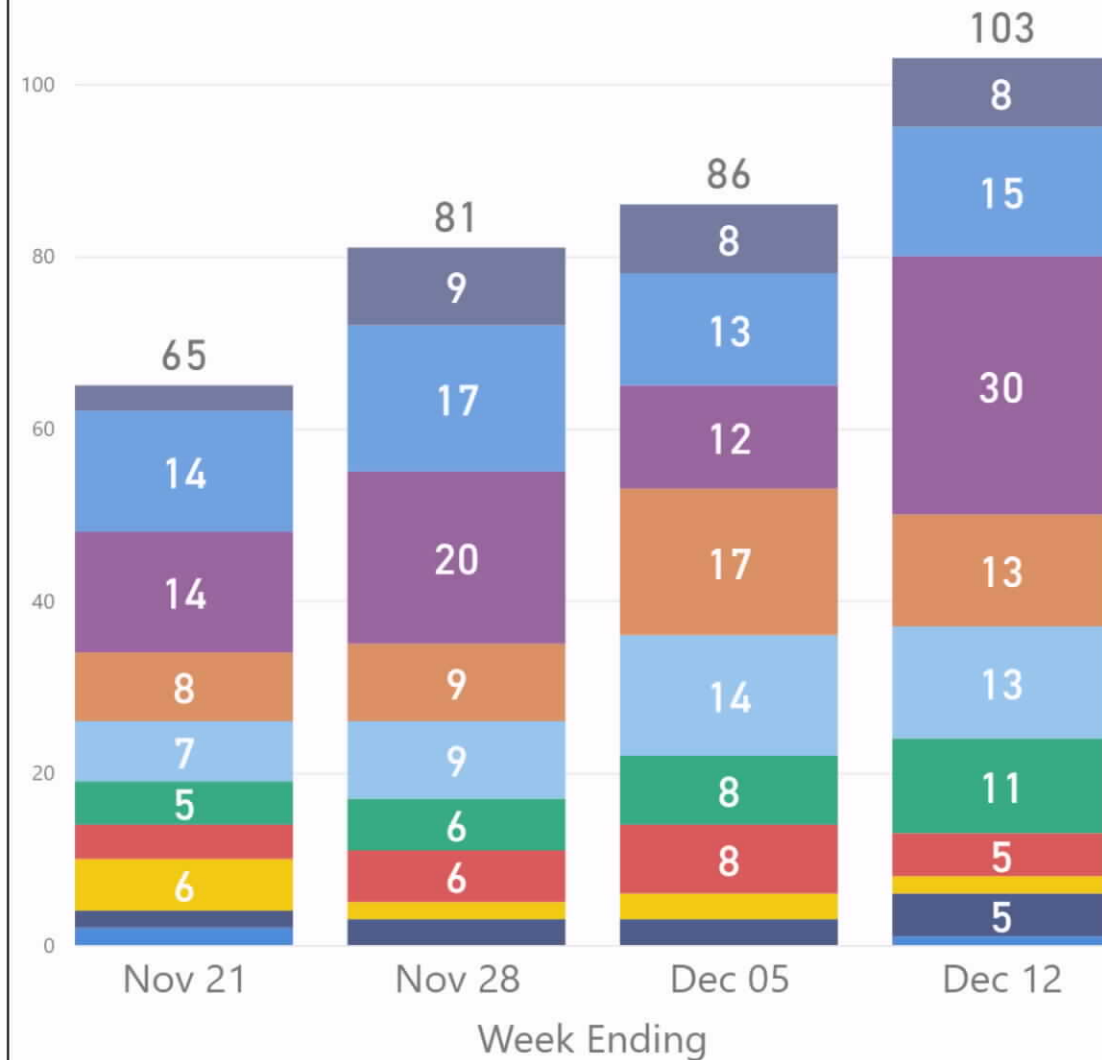
11/15/2021

12/12/2021



Count of Weekly COVID-19 Hospital Admissi...

Age Group ● <1 ● 1-9 ● 10-19 ● 20-29 ● 30-39 ● 40-49 ● 50-59 ● 60-69 ● 70-79 ● 80+



Austin MSA COVID-19 Patients Under 18 Years of Age

Count of Patients Under 18 for Selected Reporting Period

28

Count of Patients Under 18 Admitted to ICU During Stay

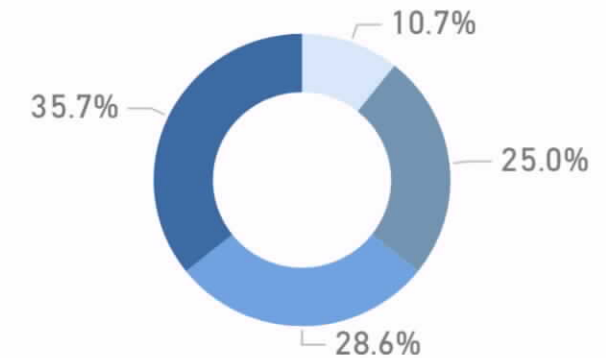
6

Count of Patients Under 18 on Ventilator During Stay

(Blank)

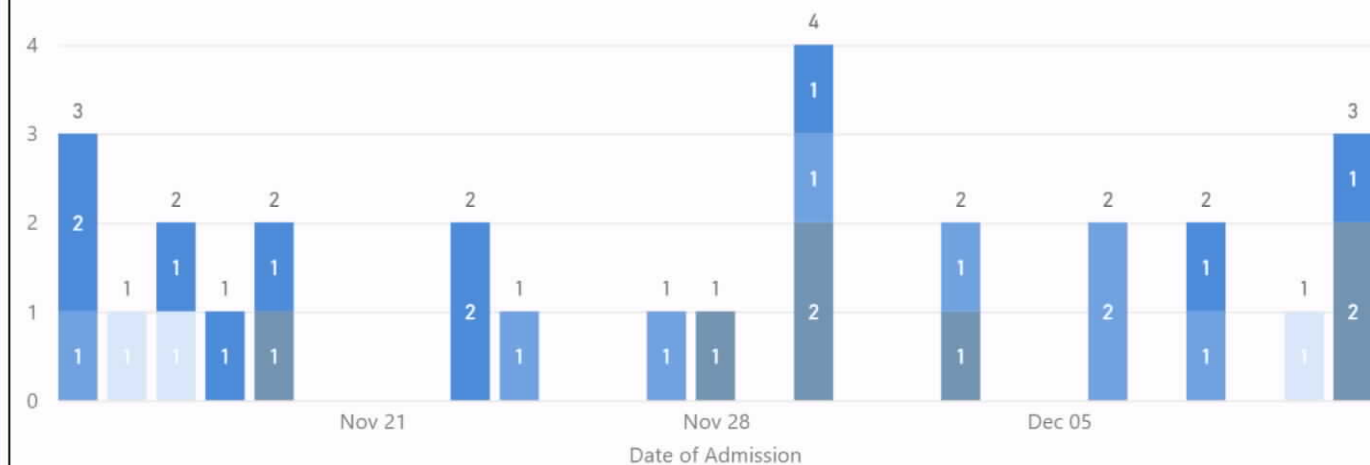
Percentage of Austin MSA COVID-19 Patients Under 18 Years of Age

Age Group ● <1 years ● 1-4 years ● 5-11 years ● 12-17 years



Austin MSA COVID-19 Patients Under 18 Years of Age by Date of Admission

Age Group ● <1 years ● 1-4 years ● 5-11 years ● 12-17 years



Austin MSA COVID-19 Hospitalizations

Ascension Health, Baylor Scott & White, HCA St. David's

Date of Admission

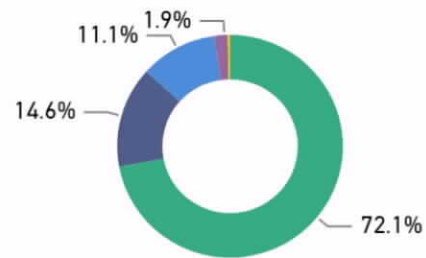
3/11/2020

12/12/2021



Race

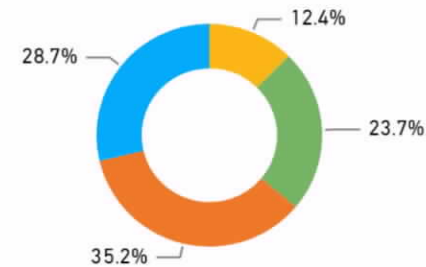
Race ● White ● Other ● Black ● Asian ● American Indian Or Alas...



Race	%	Count
American Indian Or Alaska Native	0.34%	55
Asian	1.92%	311
Black	11.06%	1796
Other	14.63%	2375
White	72.05%	11697
Total	100.00%	16234

Age Group

Age Group ● <30 years ● 30-49 years ● 50-69 years ● 70+ years



Age Group	%	Count
<30 years	12.41%	2097
30-49 years	23.72%	4009
50-69 years	35.17%	5945
70+ years	28.70%	4852
Total	100.00%	16903

Ethnicity

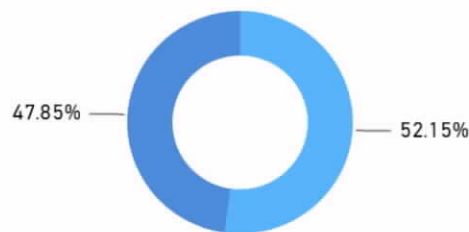
Ethnicity ● Non-Hispanic ● Hispanic



Ethnicity	%	Count
Hispanic	43.88%	6874
Non-Hispanic	56.12%	8791
Total	100.00%	15665

Sex

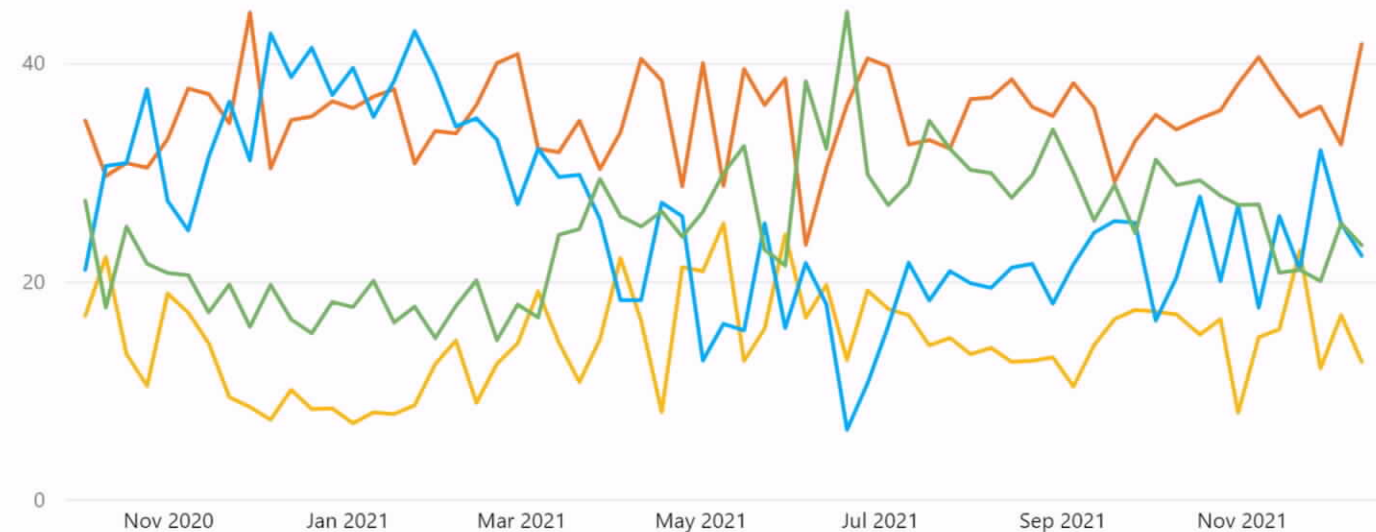
Sex ● M ● F



Sex	%	Count
M	52.15%	8815
F	47.85%	8087
Total	100.00%	16902

Percentage of Austin MSA COVID-19 Patients by Age Group

● <30 years ● 30-49 years ● 50-69 years ● 70+ years



Note: Admissions for which demographic data is unknown were excluded

Date Last Refreshed 12/13/2021 2:17:08 PM

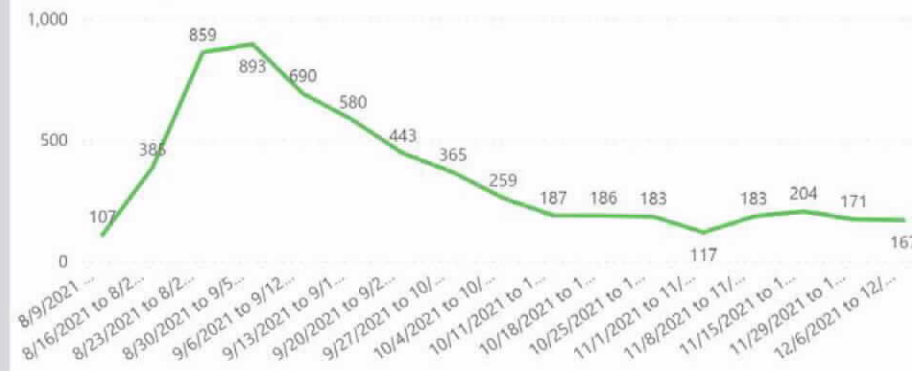
COVID-19 School Cases

Date Last Refreshed
12/13/2021 11:55:27 AM

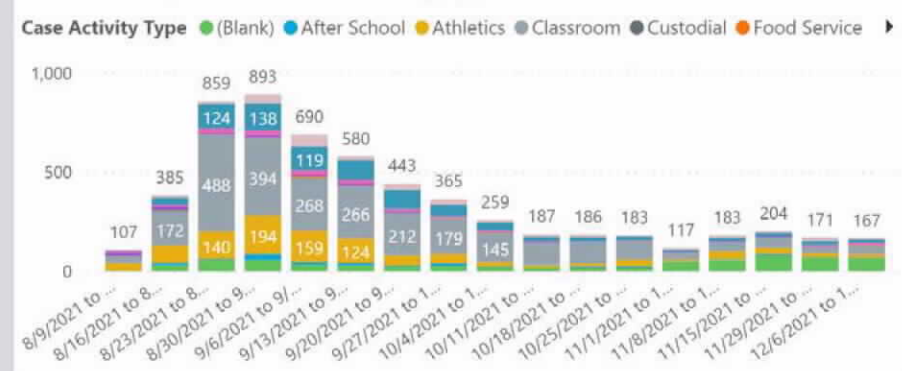
8/9/2021 12/12/2021

5,979
Total Cases

Total Cases by Week

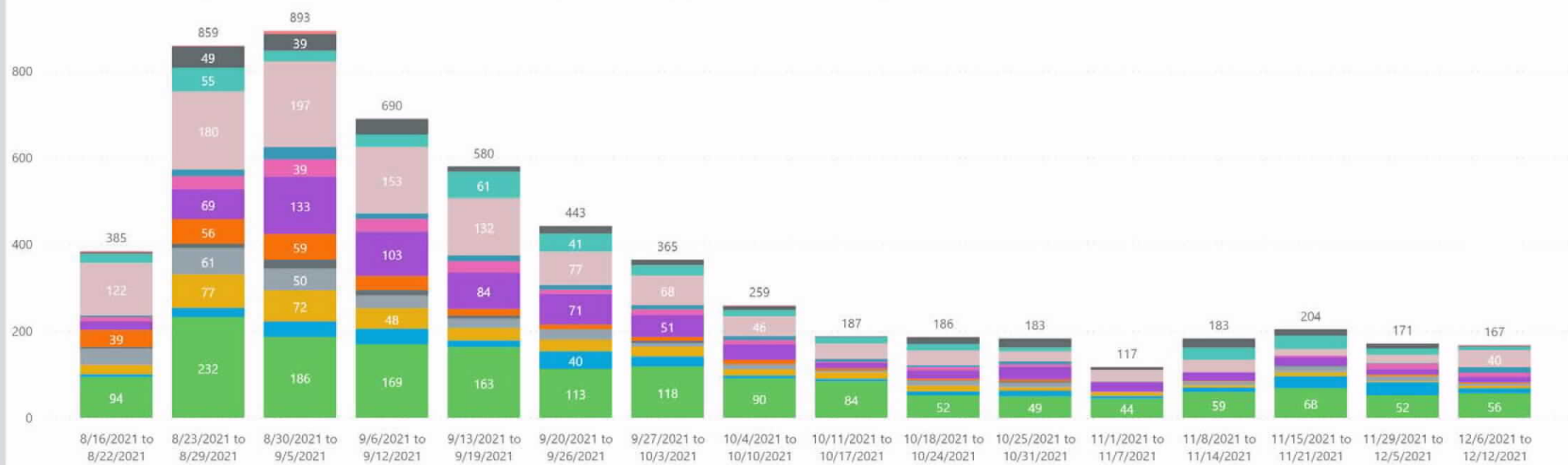


Total Cases by Week and Case Activity Type



Total Campus Cases by Week and School District

School District: (Austin ISD) (Charter School) (Del Valle ISD) (Eanes ISD) (Elgin ISD) (Lago Vista ISD) (Lake Travis ISD) (Leander ISD) (Manor ISD) (Pflugerville ISD) (Private School) (Round Rock ISD) (Texas State School)





Long Term Care Facility COVID-19 Report

APH Epidemiology and Public Health Preparedness

Total Cases

3,932

Total Deaths

339

New Cases Last 14 Days

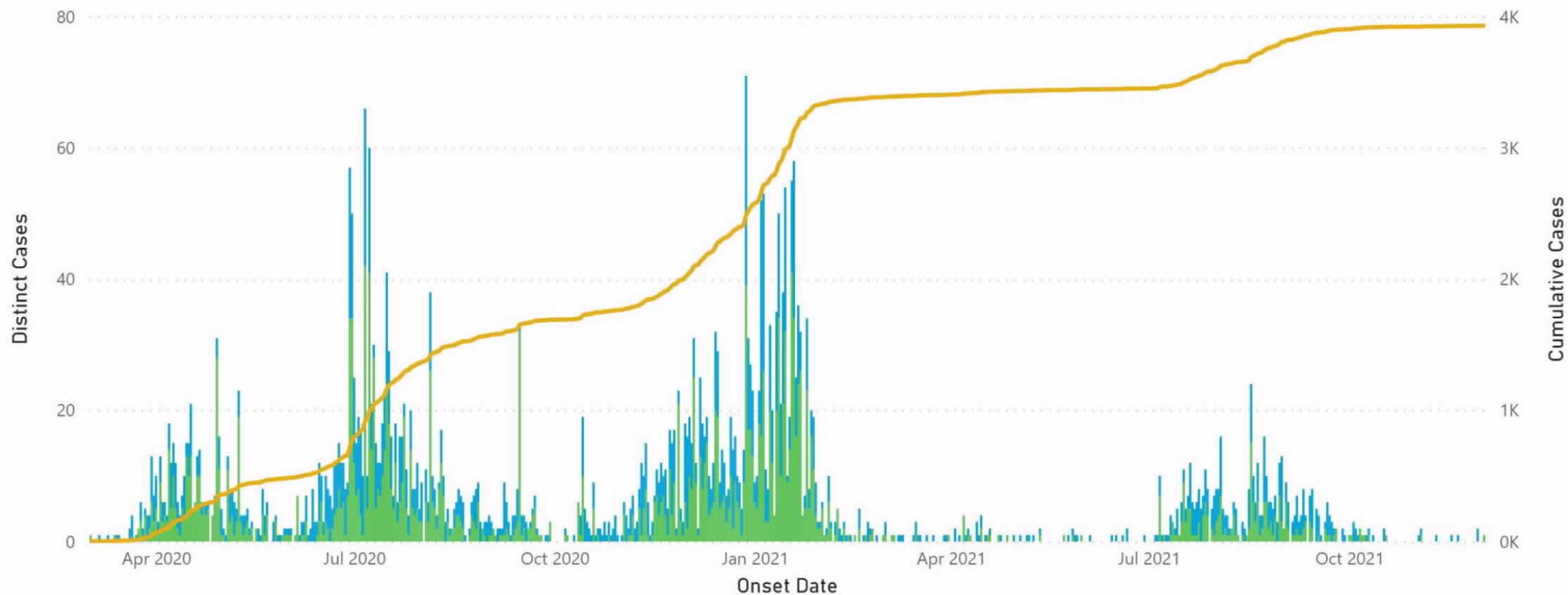
3

New Cases Last 28 Days

5

Distinct Cases and Cumulative Cases by Onset Date and Role

Role ● Resident ● Staff ● Cumulative Cases



Data As of Date

12/10/2021 2:15:51 AM

COVID-19 associated deaths in 2021 - Travis County (laboratory confirmed cases)

Total confirmed deaths

634

Vaccine breakthrough deaths

52

Percentage of deaths that are vaccine breakthrough cases

8.2%

Youngest Age

17

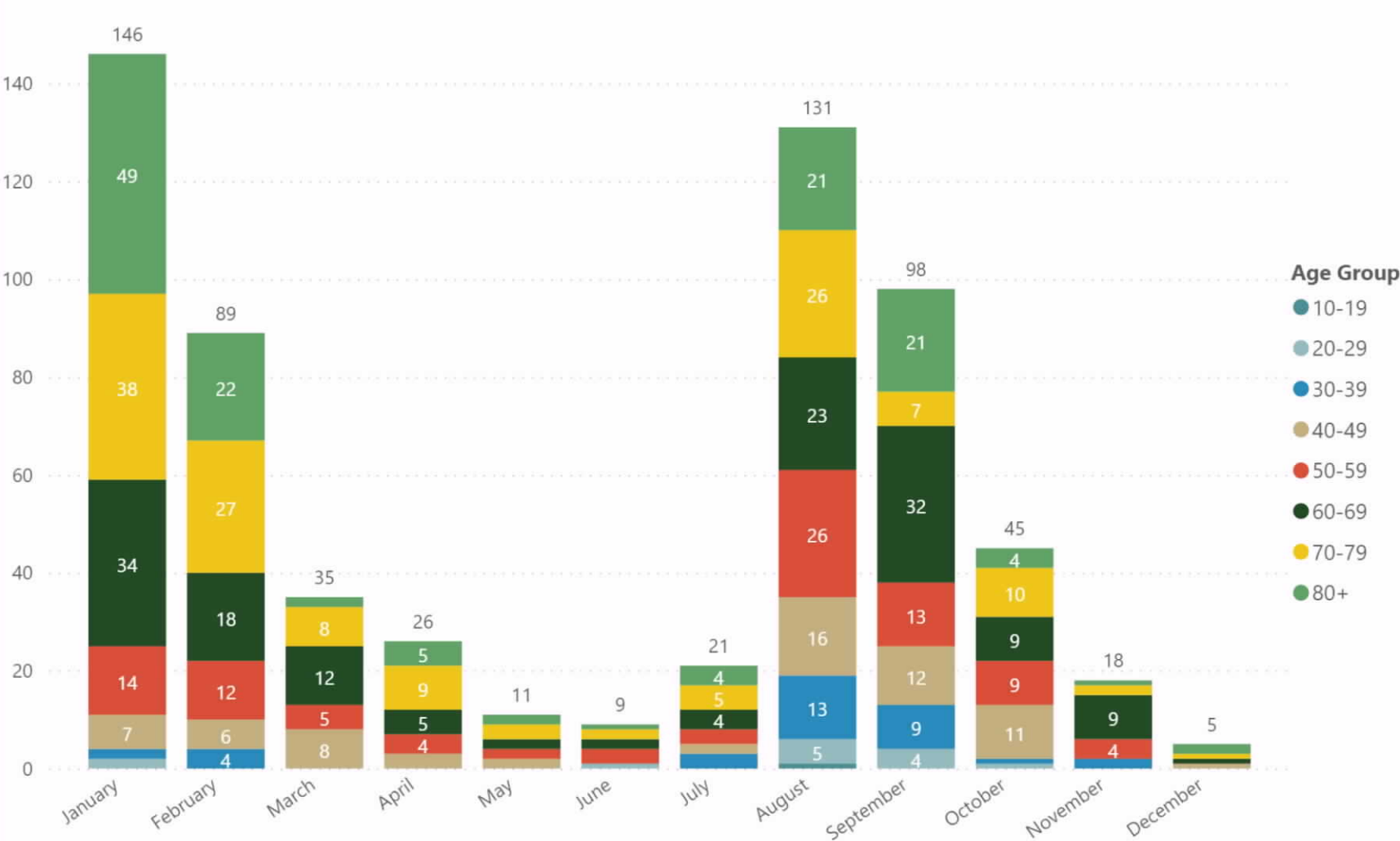
Oldest Age

103

Median Age

67

Age Group by Month of Death

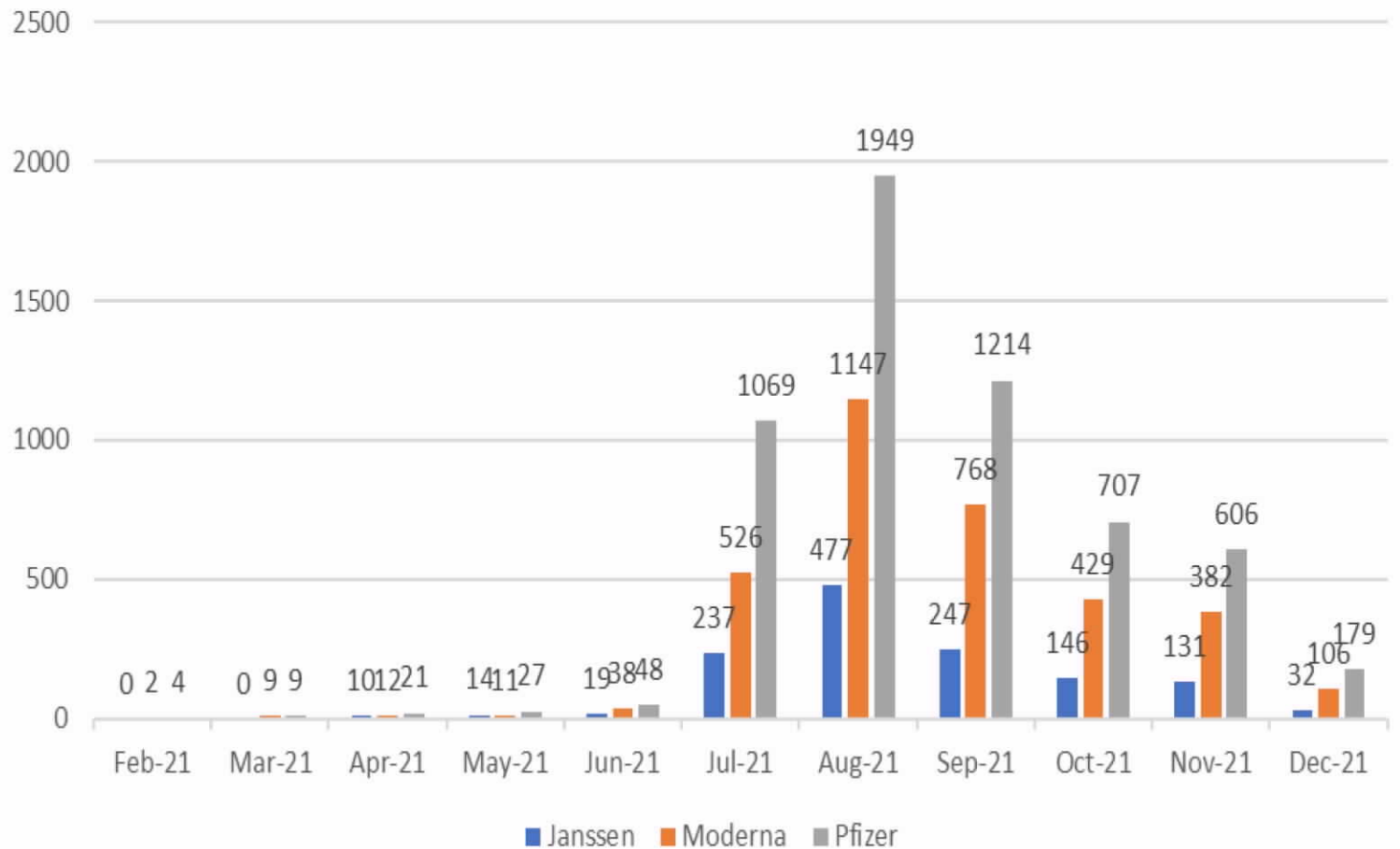



Race	# of Cases	Percentage
Asian	14	2.2%
Black or African American	75	11.8%
Other	127	20.0%
Pacific Islander	1	0.2%
Unknown	2	0.3%
White	415	65.5%
Total	634	100.0%

Ethnicity	# Cases	Percentage
Hispanic	321	50.6%
Non Hispanic	302	47.6%
Unknown	11	1.7%
Total	634	100.0%



COVID-19 vaccine breakthrough cases by manufacturer
reported to Austin Public Health, Travis County, Texas, Jan. 1-
Dec. 10, 2021 (n=10,578)

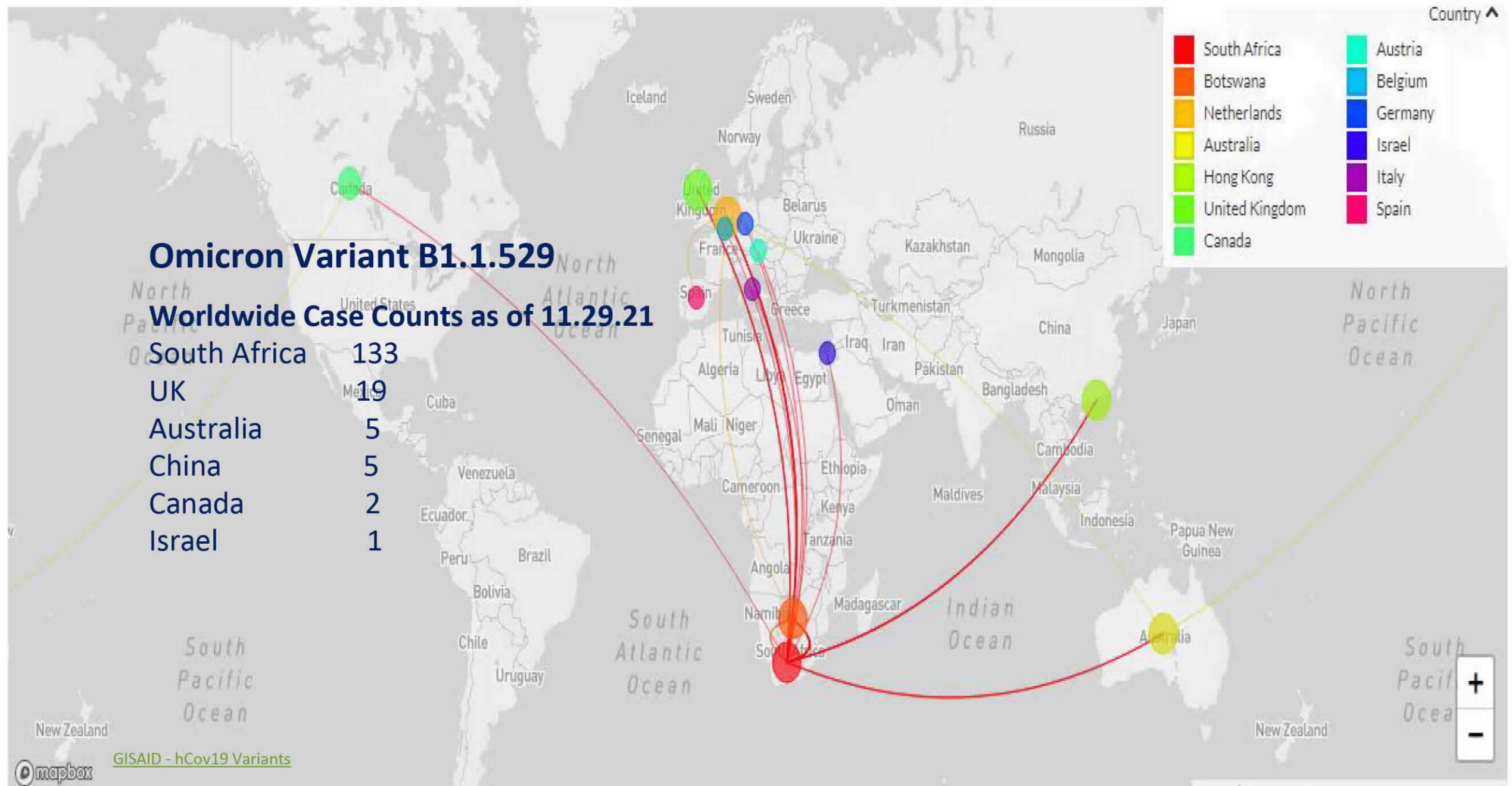


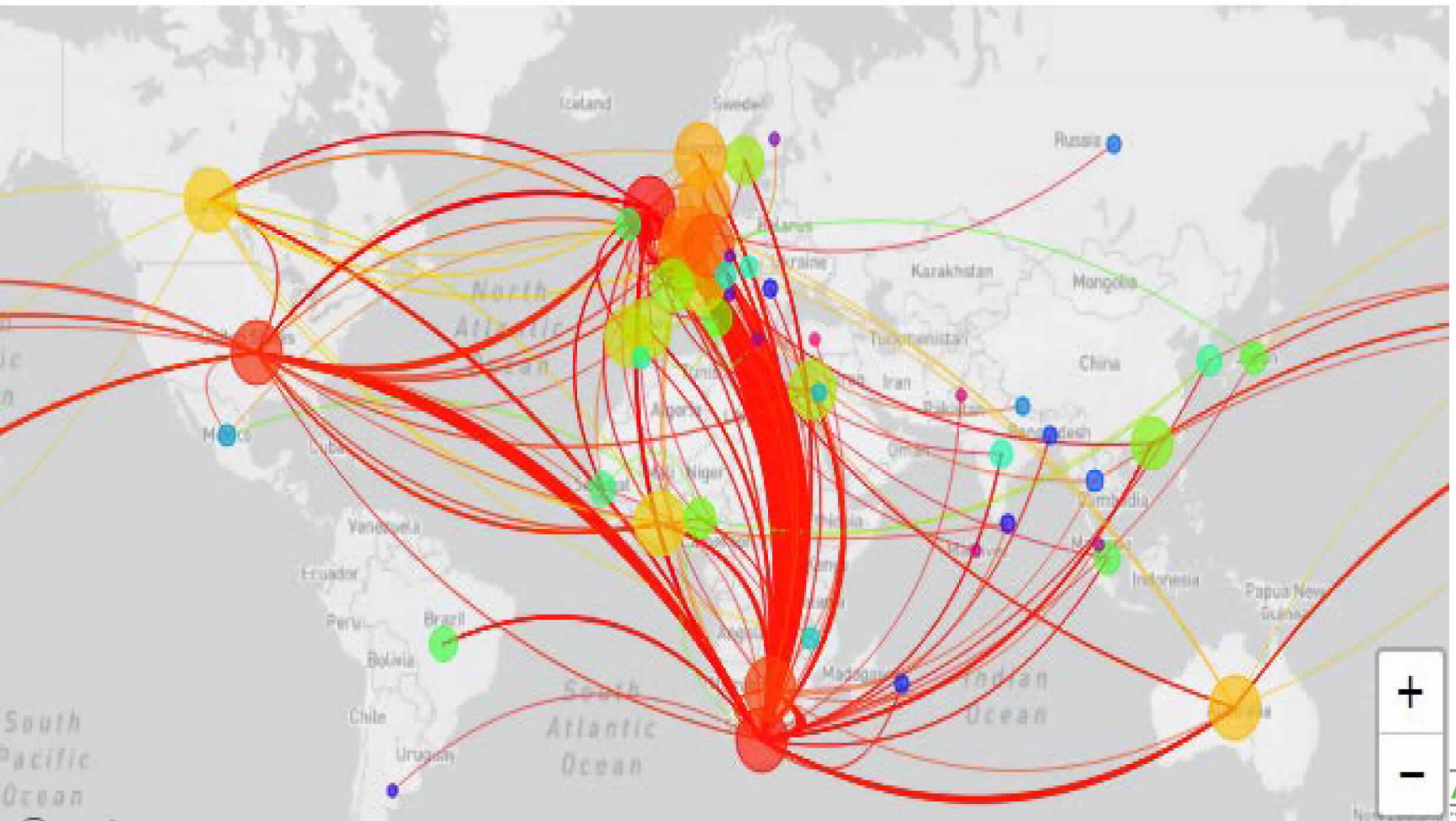


Omicron Variant B1.1.529

Worldwide Case Counts as of 11.29.21

South Africa	133
UK	19
Australia	5
China	5
Canada	2
Israel	1





Travis County has three preliminary reports of B.1.1.539 - Omicron [GISAID - hCov19 Variants](#)

Thank you

COVID-19 Operations Update

December 14, 2021

ADRIENNE STURRUP, INTERIM DIRECTOR



Overall APH Response Operations and Services December Monthly Overview

7,390 is the TOTAL number of COVID-19 Vaccines from
December 1, 2021, to December 13, 2021

<u>Dose #</u>	<u>Moderna</u>	<u>Janssen</u>	<u>Pfizer</u>	<u>TOTALS</u>
Dose 1	63	23	272 (247 were children)	358
Dose 2 (fully vaccinated)	52		434	486
Dose 3	57		24	81
Booster	4,634	49	1782	6,465

880 (-91%) is the TOTAL number of COVID-19 Tests from
December 1, 2021, to December 13, 2021

<u>Travis Co Expo</u>	<u>Mobile Testing</u>	<u>Dove Springs Site</u>
449 (N/A)	46 (-85%)	385 (N/A)

COVID-19 Testing Options

George Morales Dove Springs Rec Center

5801 Ainez Dr, 78744

Tuesday-Saturday 8am-2pm

APH Tests (12/6/2021-12/11/2021):

486

Expo Center Drive-Thru

7311 Decker Lane, 78724

Monday-Friday 8am-2pm

Mobile / In-Home Testing

(Monday-Friday 8 am - 4 pm).

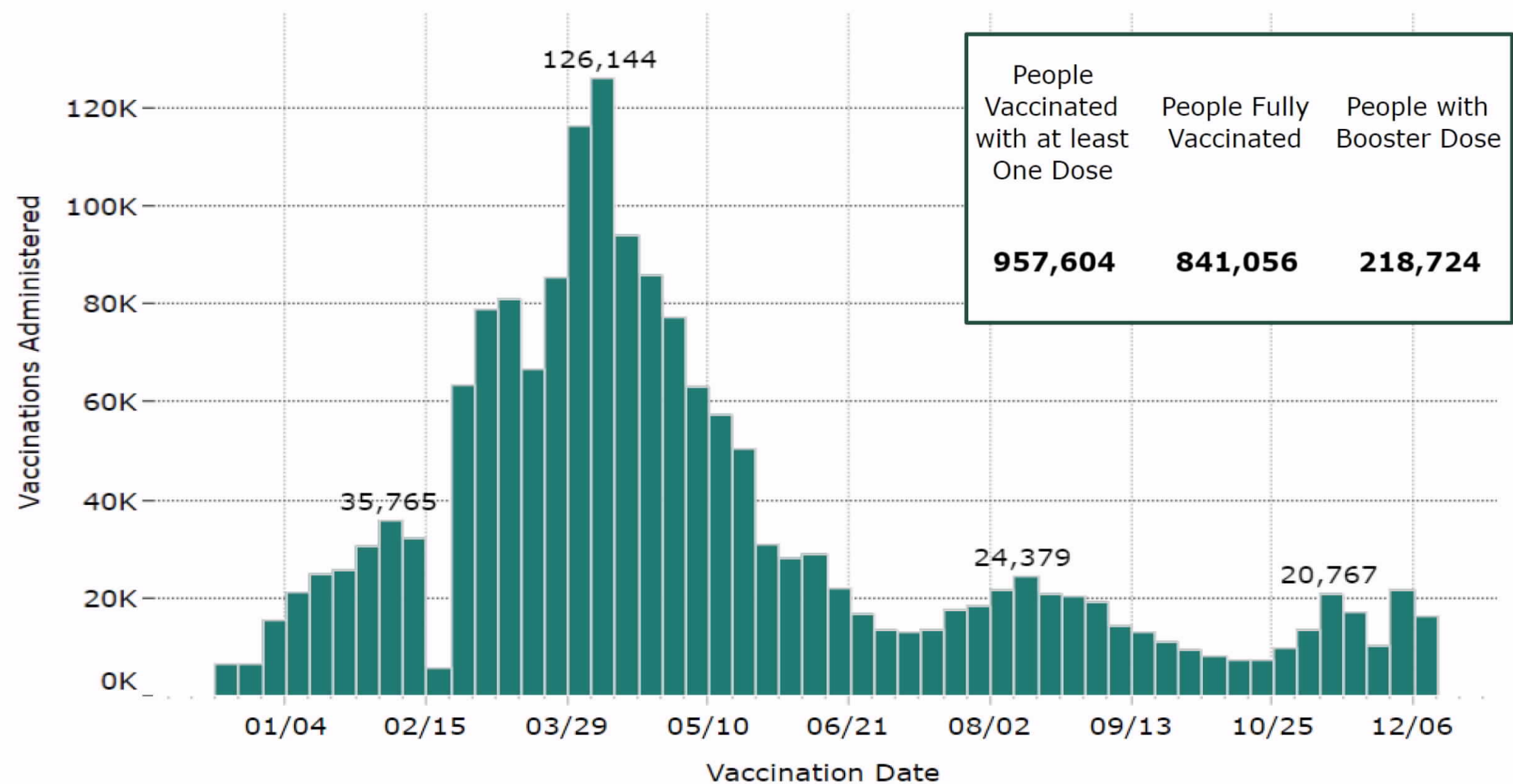
Mobile testing appointments can be made by calling **512-972-5560**

Facility Testing

Testing offered to senior living facilities, homeless shelters, and other facilities that have identified one positive COVID-19 case



Vaccinations by Week in Travis County



Source: Texas Department of State Health Services, Immunizations Registry ImmTrac2

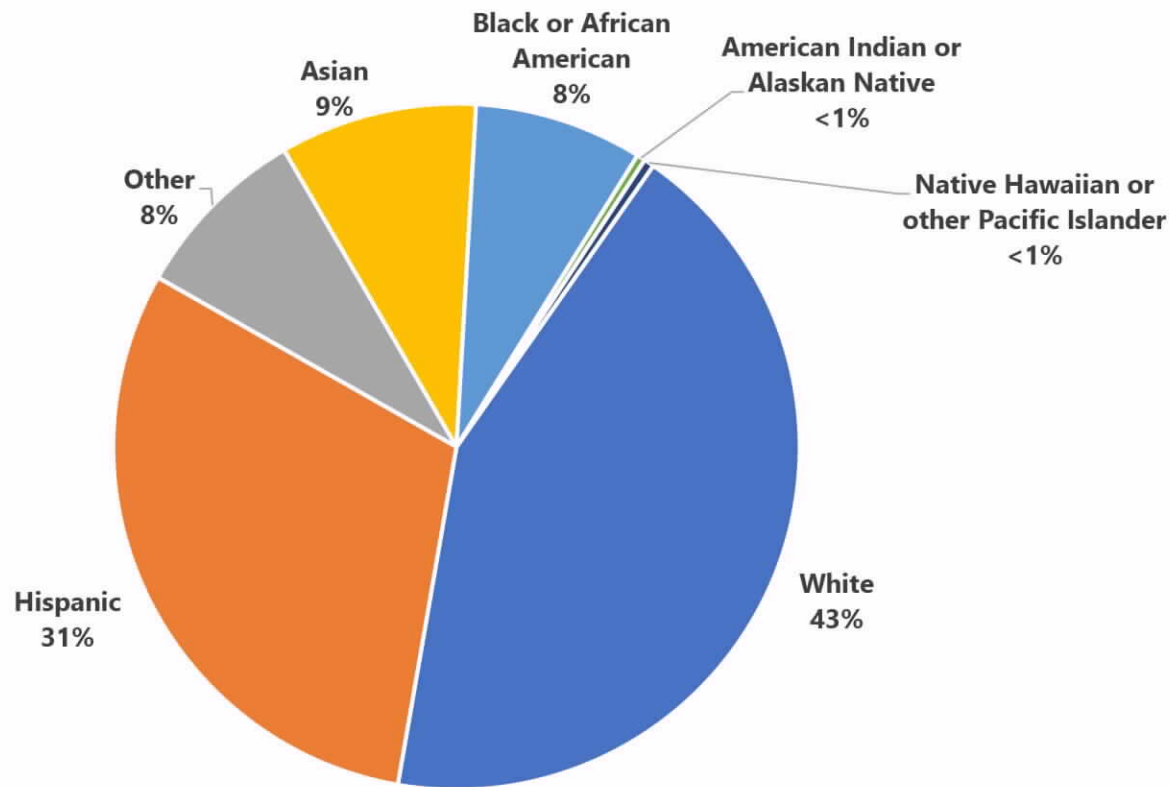
Total Cumulative Vaccine Distribution in Travis County by Age Reported 12/13/21

County Name	Age Group	Doses Administered	People Vaccinated with at least One Dose	People Fully Vaccinated	People With Booster Dose
Travis	05-11	49,994	32,089	17,886	
Travis	12-15	87,986	47,947	39,945	
Travis	16-49	1,128,067	573,760	505,466	98,093
Travis	50-64	383,953	179,550	163,844	56,763
Travis	65-79	239,581	100,878	92,956	52,344
Travis	80+	53,910	23,115	20,880	11,399
Travis	Unknown	335	265	79	2

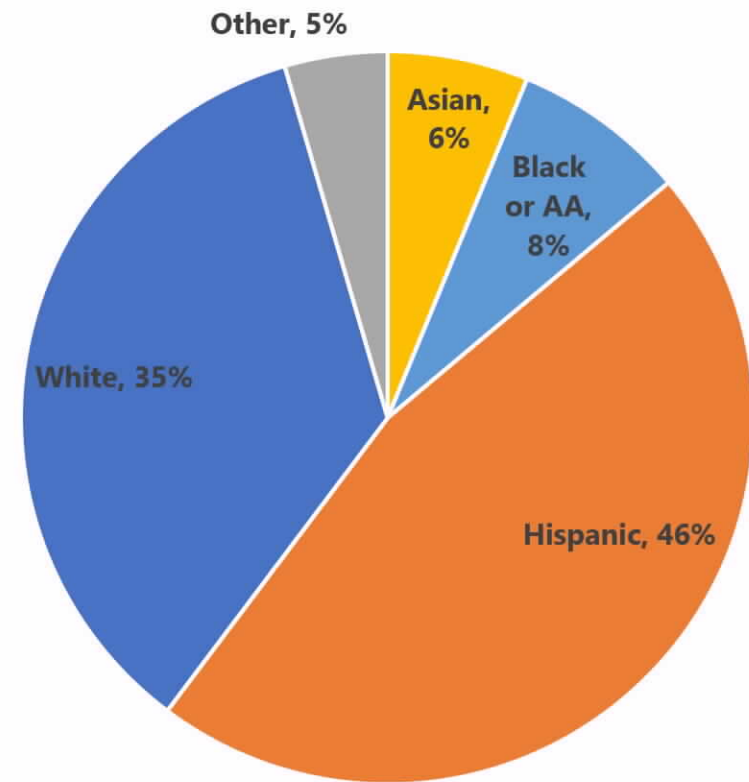
Source: Texas Department of State Health Services, Immunizations Registry ImmTrac2

Race/Ethnicity Demographics of Pediatric Vaccine Distribution

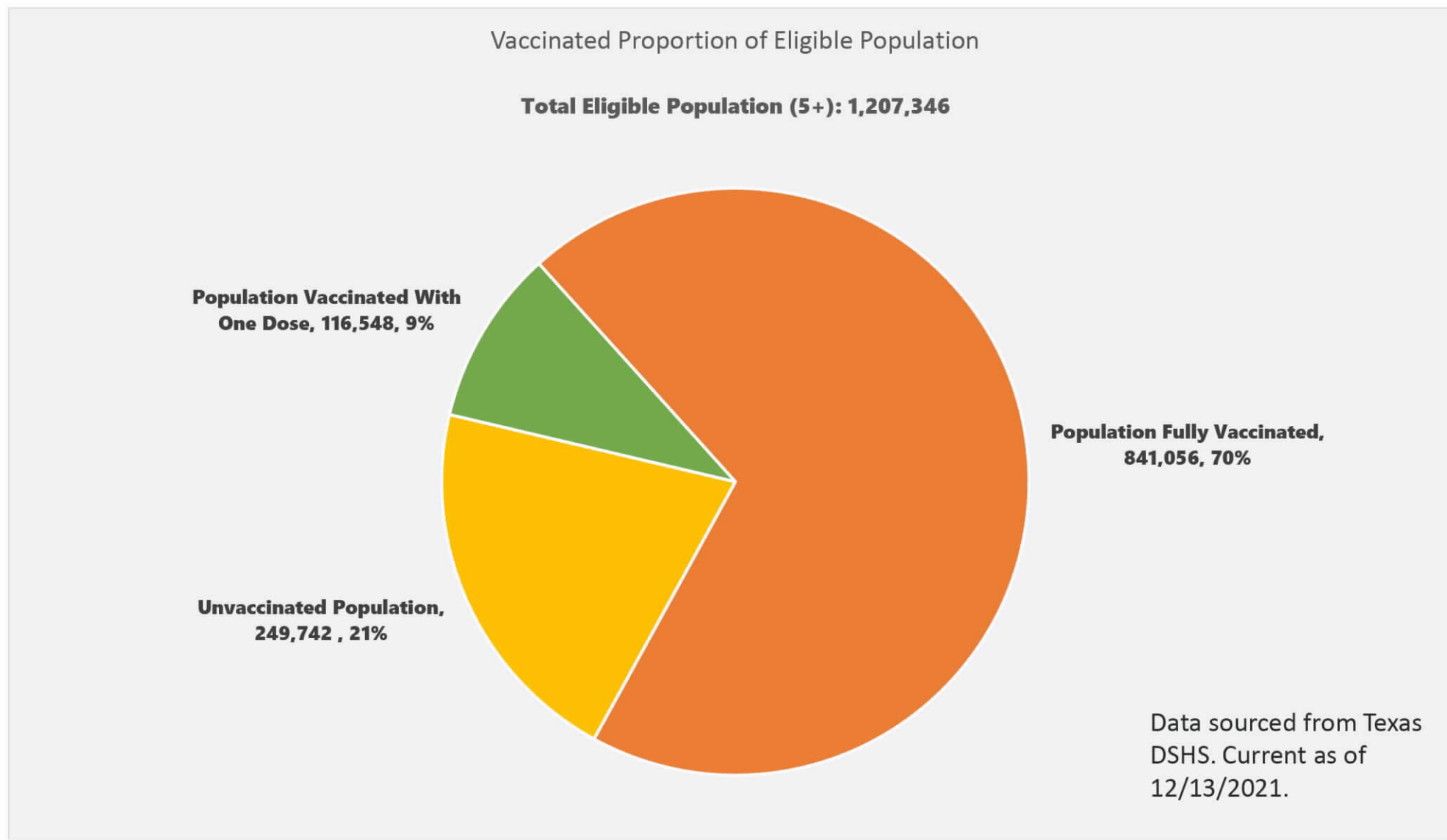
Pediatric Doses Administered by APH by Race/Ethnicity



Race and Ethnicity of Travis County Residents Ages 5-11

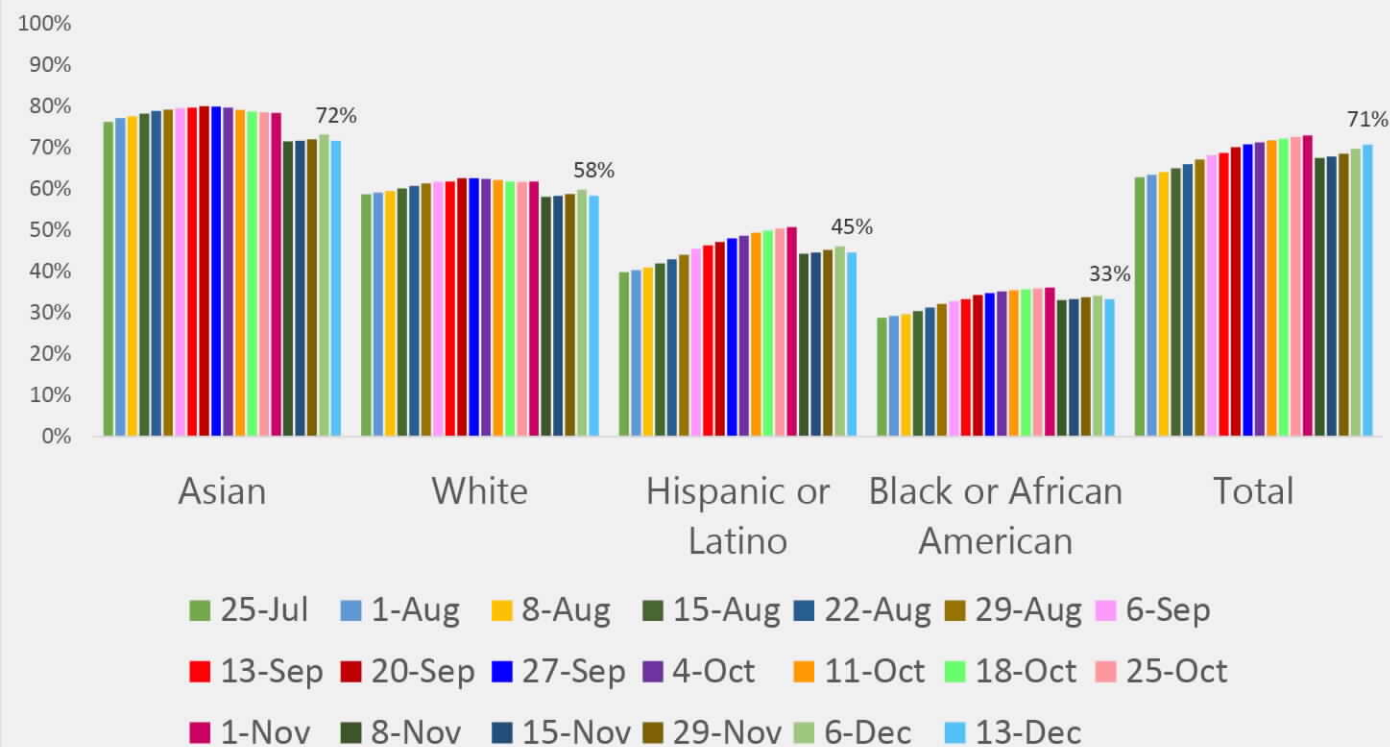


Travis County Residents Who Have Not Received Second Dose

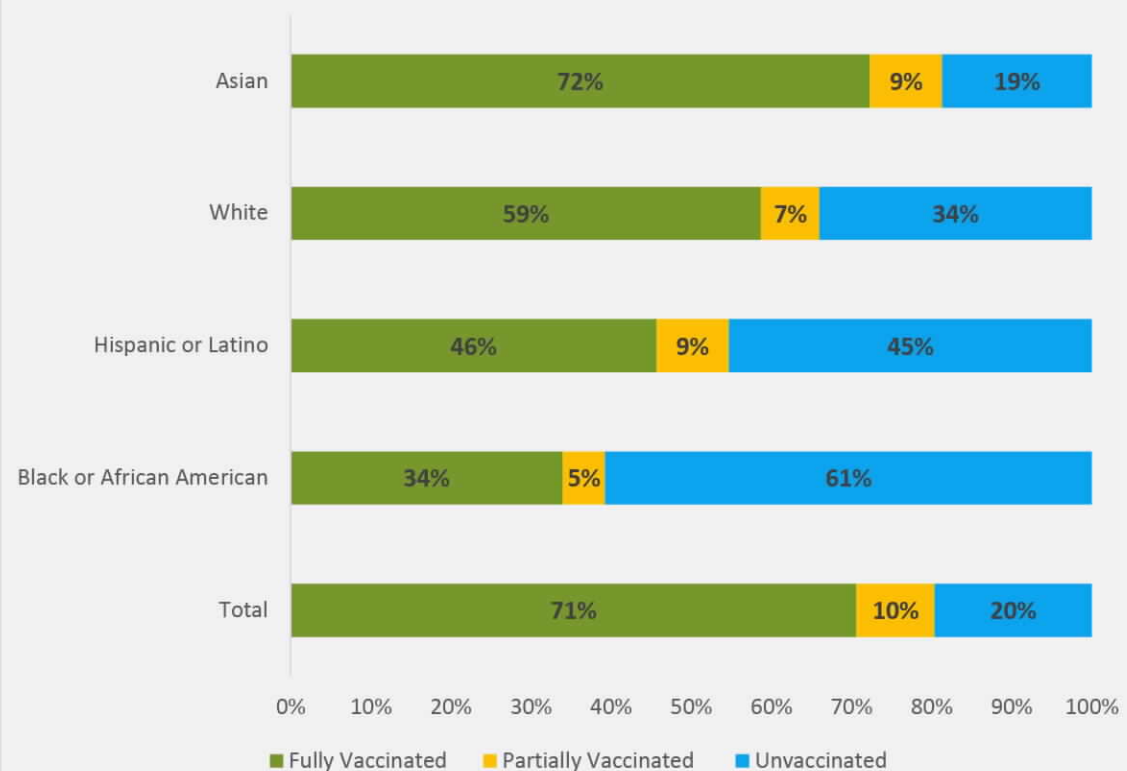


TXDSHS Vaccine Data for Travis County by Race and Ethnicity

Fully Vaccinated Population by Race

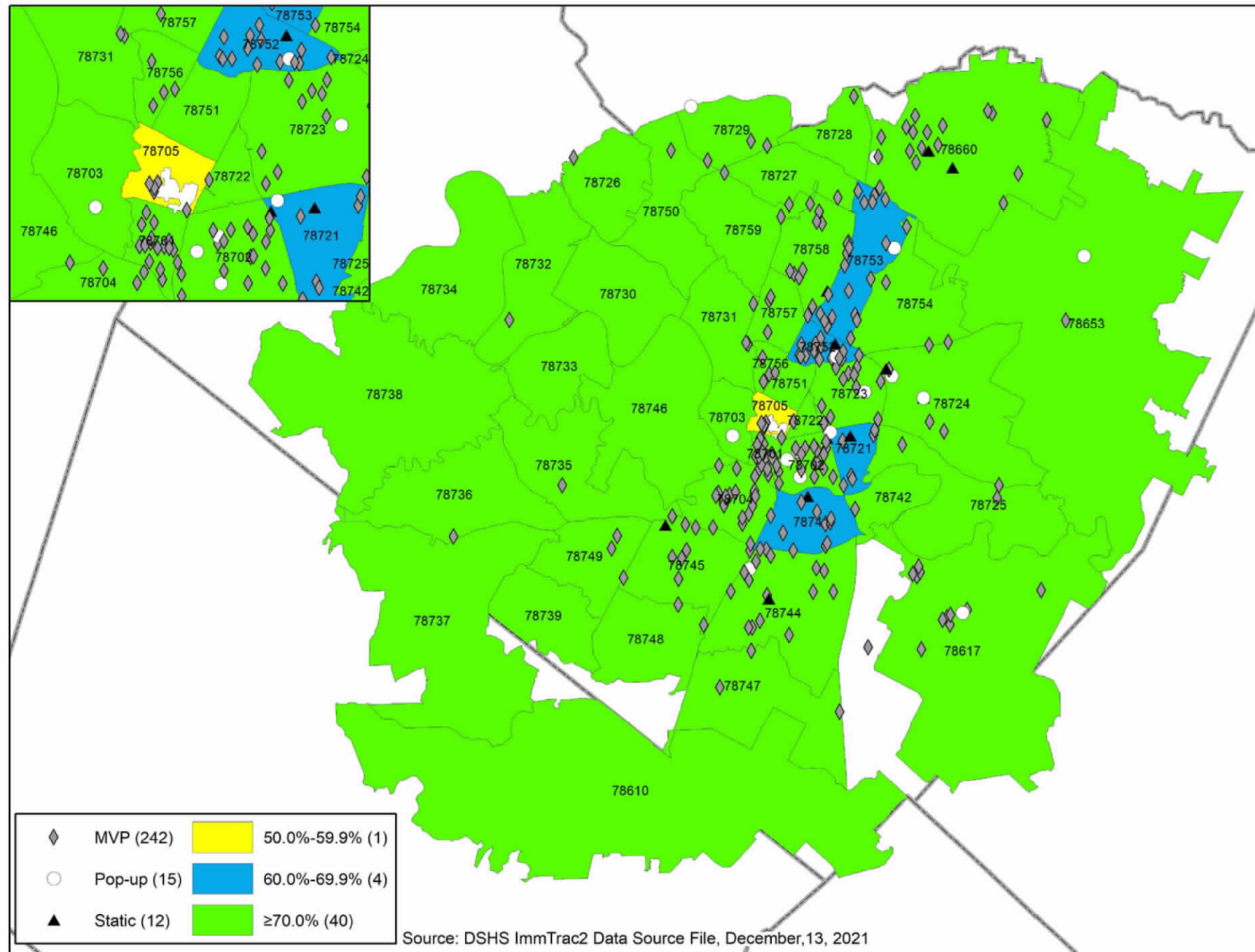


Vaccination Status by Race

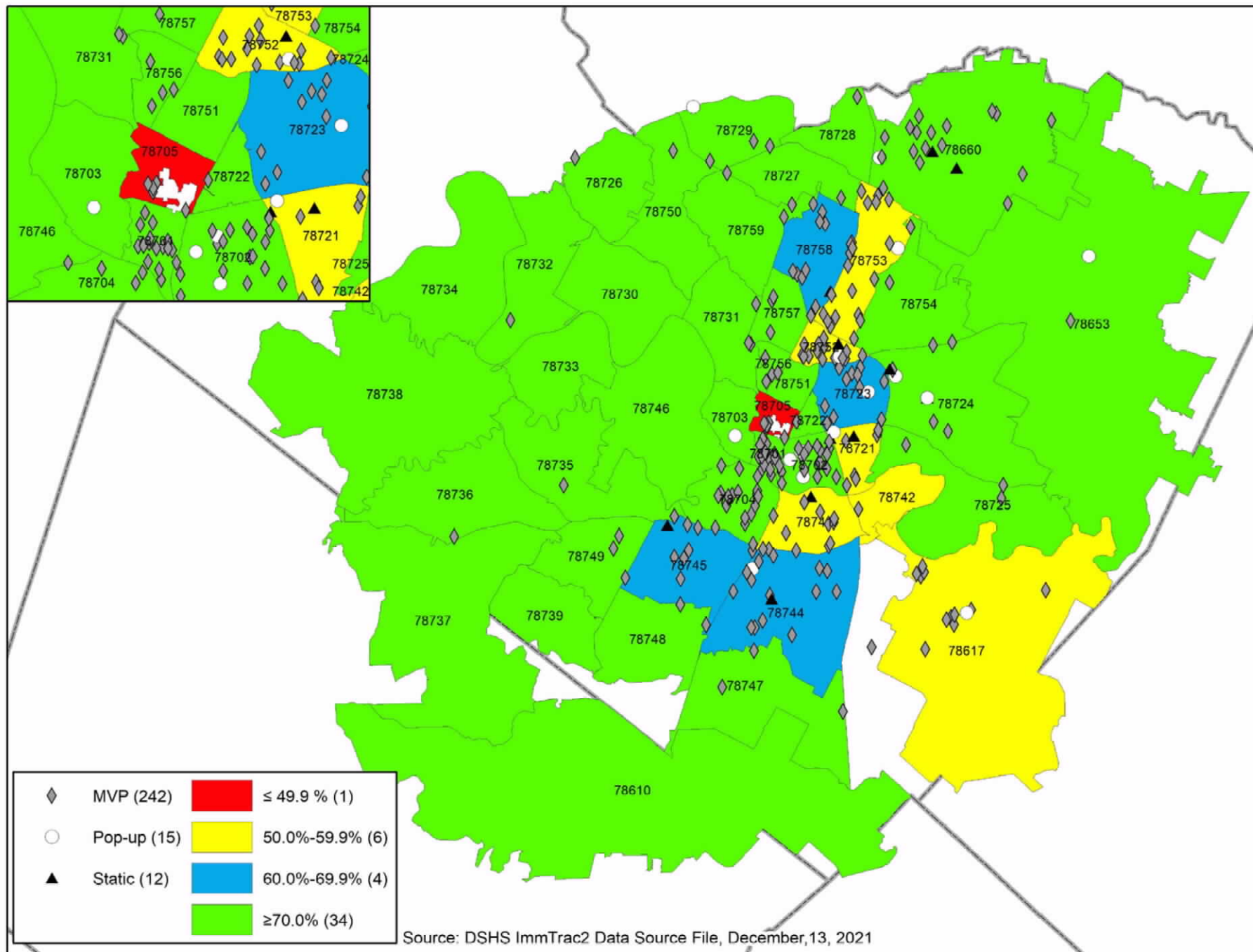


Data sourced from Texas DSHS. Current as of 12/13/2021. Percentages are based on provisional data and may not be complete at this time.

First Dose Vaccinated Population



Second Dose/Fully Vaccinated Population



Vaccine Operations

Walk-Up Clinics (No Appointment Needed)

Southeast Branch Library (J&J, Moderna & Pfizer 12+)

5803 Nuckols Crossing Rd
Tuesday & Friday: 3PM - 8PM
Saturday: 10AM - 2PM

Little Walnut Creek Branch Library (J&J, Moderna & Pfizer 12+)

835 W Rundberg Ln
Tuesday & Friday: 3PM - 8PM
Saturday: 10AM – 2PM

For more vaccine event locations, visit
<https://www.austintexas.gov/covid19>

Pflugerville Library (J&J, Moderna & Pfizer 5+)

1008 W Pfluger St
Wednesday: 2PM-7PM

Delco Activity Center
(J&J, Moderna & Pfizer 5+; Flu 6mos+)
4601 Pecan Brook Dr
Tuesday & Wednesday: 9AM-12PM
Thursday: 2PM-7PM
Friday: 9AM-12PM

Sims Elementary
(J&J, Moderna & Pfizer 5+; Flu 6mos+)
1203 Springdale Rd
Wednesday & Thursday: 2PM-7PM
Saturday: 11AM-3PM

Mobile Operations

15 Events This Week Including*:

- Thinkery 12/12
- Perez Elementary 12/14
- East Austin Early College 12/18

*The Mobile Vaccination Program will
be providing additional support at APH
PODs to administer pediatric vaccine

Help Share Our Messages

1) Get vaccinated! Already vaccinated? Get your booster!

Vaccines are the BEST way to protect yourself from COVID-19 and its variants. Many people are now eligible for boosters and should get one as soon as possible.

2) Test before you go & when you come back! If you're traveling for the holidays, make sure you aren't taking the virus with you.

3) Mask up! Wearing masks while out in public will help reduce the spread of COVID-19 and protect our hospital system.

COMMUNITY OUTREACH

432 individuals were reached through staff efforts

Highlights of a few activities:

- 787478744 - Newton Collins Elementary
- 78745 – Shadow Bend Apartments
- 78745 – Mencheca Road Apartments
- 78745 – Lone Star Family Market 4
- 78617 – Popham Elementary Winter Fest



Vaccine Clinic at Thinkery

Sunday, December 12



Flu-A-Palooza at KIPP South Austin/ G.M. Dove Springs Recreation Center

December 4, 2021/December 12, 2021

