

Animal Advisory Commission Report Q1 2022

This report is intended to give a high-level overview of Austin Pets Alive!'s lifesaving operations, focusing on APA!'s impact on Travis county through our partnership with Austin Animal Center.

Summary: Austin Pets Alive! (APA!) continues to be the city of Austin's largest partner in lifesaving by taking animals with medical and behavioral issues that require a higher cost per animal than the average healthy animal in care. APA focuses on these animals to have a measurable effect on the live release rate at AAC. In the first quarter of 2022, APA! Took in 77 cats and 143 dogs for a total of 218 pets. The direct transfers of 206 were 40% of AAC's total transfers. Additionally, APA! took in an additional 80 pets directly from owners in Travis County, thus alleviating AAC of having to provide care.

APA's mission is to eliminate the unnecessary killing of shelter animals. Over the last 10 years of the license agreement, the role of APA's support at AAC has shifted away from lifesaving and into serving as "overflow" for AAC, serving many animals that should *not* be at risk of euthanasia in the city's publicly-funded shelter. While AAC's budget has increased during that time, their intake has decreased drastically, and APA has begun to return our focus back to lifesaving.

The Austin Animal Center has received an increase in the budget of more than 10 million dollars since 2010, and many supports have been put in place over the years by Austin City Council. APA is 100% committed to continuing to serve as a safety net for animals that cannot be saved through taxpayer dollars and is currently negotiating a license agreement that more accurately reflects the mission of APA and the responsible utilization of all funds put towards animals, whether they are donated or tax-funded.

AAC Transfers Out:

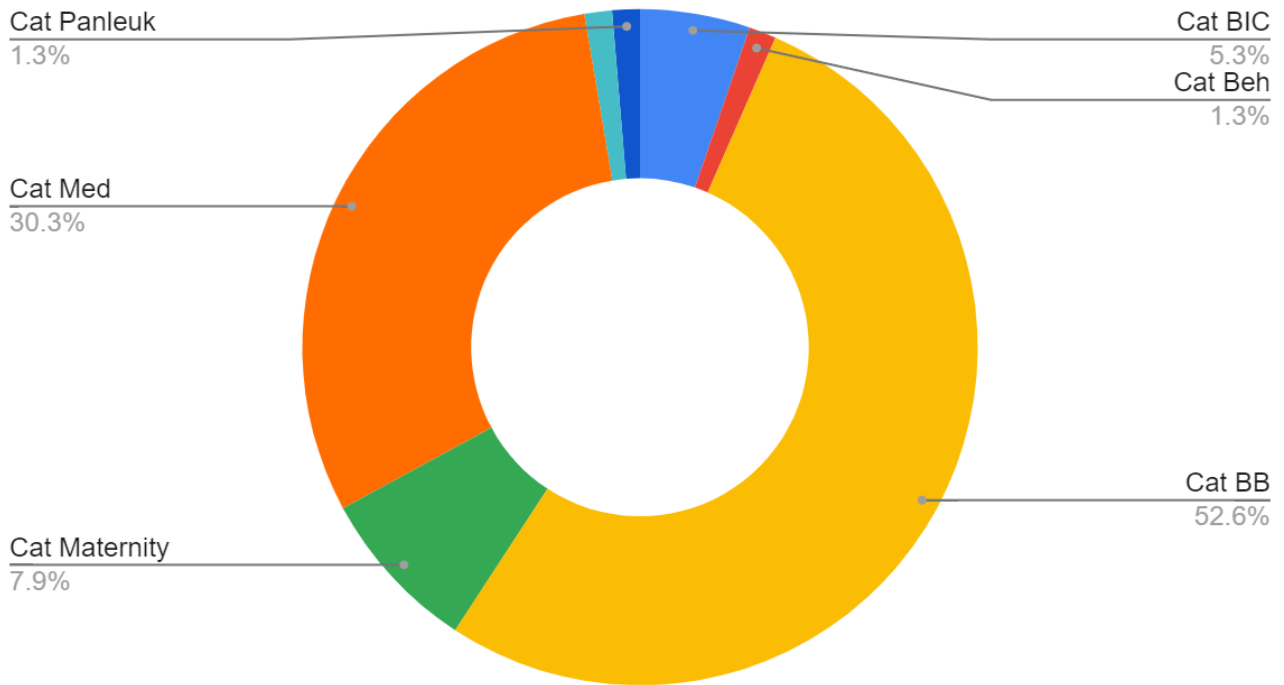
520 animals were transferred out to 47 partners.

- Power BI Dashboard does not separate cats and dogs, and the city's data portal does not indicate which partners took which pets.
- APA! Took 206 of the 520 Q1 transfers (39.6%), plus 13 additional born in care.
- Austin Humane Society took the second most transfers at 40, and Midwest Animal Rescue took third with 38.

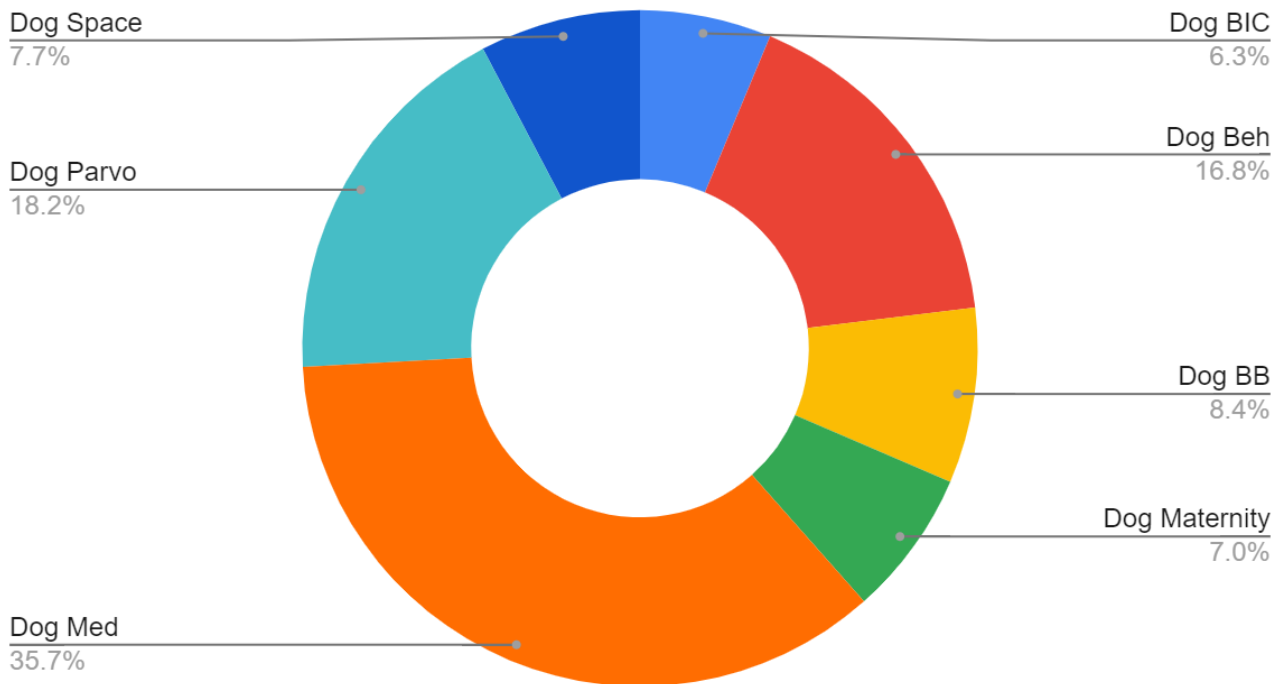
Intakes: Detailed Breakdown of APA Intakes transferred from AAC

	January 2022	February 2022	March 2022	Q1 2022
AAC - Cat Behavior	1	0	0	1
AAC - Cat BIC	4	0	0	4
AAC - Cat Bottle Baby	1	4	35	40
AAC - Cat Maternity	5	0	1	6
AAC - Cat Medical	10	7	6	23
AAC - Cat Space	1	0	0	1
AAC - Cat Panleuk	0	0	1	1
AAC - Dog BIC	0	2	7	9
AAC - Dog Behavior	7	9	7	23
AAC - Dog Bottle Baby	3	9	0	12
AAC - Dog Maternity	9	0	1	10
AAC - Dog Medical	21	14	16	51
AAC - Dog Parvo Transfer	10	6	10	26
AAC - Dog Space	1	8	2	11
Total AAC	73	60	86	218
Travis - PASS	15	35	17	67
Travis - Parvo OS/PASS	2	7	4	13
Total Travis	90	102	107	298

Intakes from AAC - Cat Breakdown

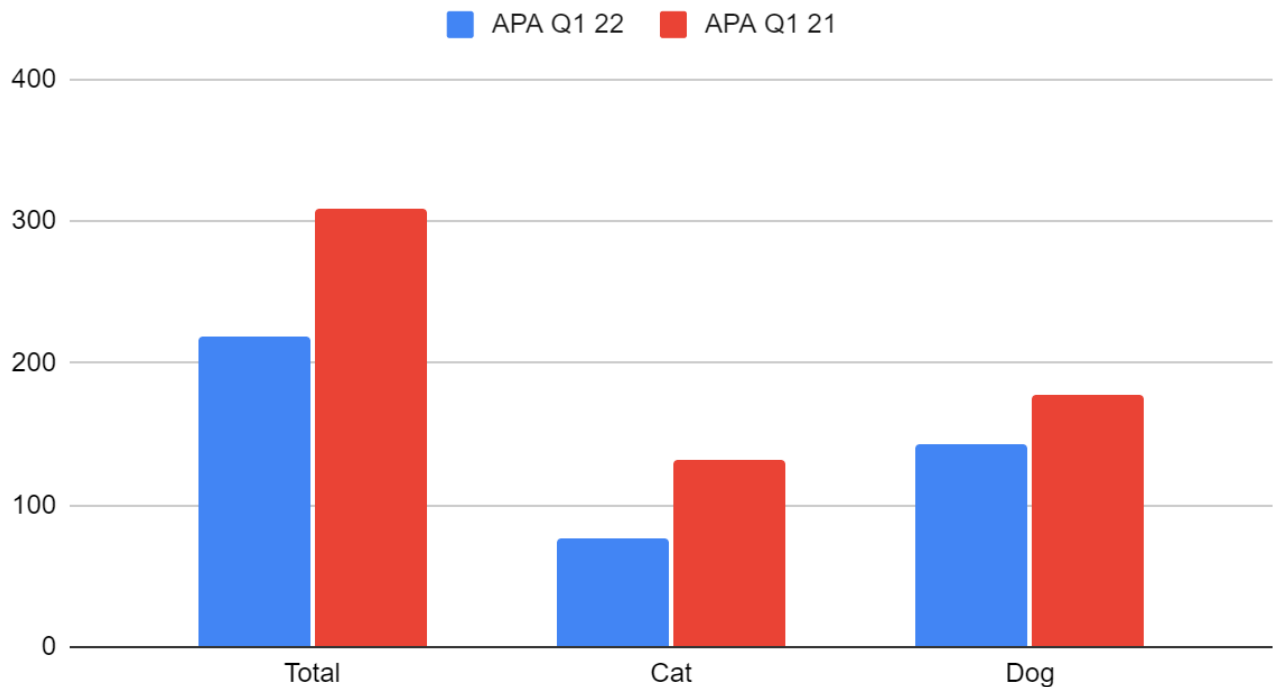


Intakes from AAC - Dog Breakdown



This chart displays a comparison of transfers from AAC to APA! during the first quarter of the calendar year 2022 vs. 2021.

Intakes from AAC - Comparison



Outcomes in the Quarter of Animals Ever Transferred from AAC to APA!

	January 2022			February 2022			March 2022			Q1 2022		
	Cat	Dog	Total	Cat	Dog	Total	Cat	Dog	Total	Cat	Dog	Total
Adoptions	118	59	177	69	62	131	60	100	160	247	221	468
Euthanasia	2	3	5	0	3	3	2	1	3	4	7	11
Lost/Stolen	0	0	0	0	0	0	0	0	0	0	0	0
Feral/Wildlife	0	0	0	0	0	0	0	0	0	0	0	0
Return to Owner	0	1	1	0	0	0	0	3	3	0	4	4
UDIC *	3	6	9	2	2	4	1	3	4	6	11	17
Transfer Out	0	1	1	0	0	0	0	0	0	0	1	1
Total Outcomes	123	70	193	71	67	138	63	107	170	257	244	501

* UDIC = Unassisted Death in Custody consists of animals pulled with severe medical concerns or neonates who died while receiving appropriate care for their life-threatening condition.

Notes on behavior

- 34 behavior dogs were pled to APA! in Q1: 10 in January, 10 in February, 14 in March.
- 23 behavior dogs were pulled in Q1, with several others still in the evaluation process.
- Of the 23, 12 are adopted, 1 is in foster, 9 are available in the shelter, and 1 is unavailable in the shelter.
- APA! also transferred one cat for behavioral reasons. That cat has since been adopted.
- Per the team at AAC, "leadership" has determined that AAC can no longer notify APA! if there is a potential foster or adopter for a dog on attention.
- Per the team AAC, they also can no longer notify APA! if the transfer staff are intending to use a catchpole to load a dog into a truck, which previously alerted APA! staff to go to AAC and get the dog out of the kennel and transported with tactics that are LIMA (less intrusive, minimally aversive).
- Notable behavior cases include:
 - Twitch who came to APA! following two bites and noted stranger danger. He is not living successful in his adoptive home.
 - Nikito came to APA! with notes of barrier reactivity and jumpy-mouthy behavior. He is currently residing in a foster home.
- Following his 2nd level 4 bite to a known handler, we determined that we did not feel comfortable placing Pup Pup into the community, and he was euthanized in February.

Other notes:

- All Q1 euthanasias at APA of AAC animals were for medical reasons except for one dog noted above.
- Notable medical cases include:
 - Edna: following the repair of an aural hematoma, this dog came to APA! still struggling with skin issues. She is now comfortable and adopted.
 - Luisa: This cat was incontinent and paralyzed, but easy to care for. She was placed in foster just 5 days after being made available.
- Following a statement that *AAC provides all required medical care prior to transferring medical attention and medical urgent pets to APA!*, we began documenting some of the transfer statuses and have noted that pets with parvo have not traditionally received care prior to transfer.

Live Release Rate Calculations

Live Release Rate is calculated as AACs total live outcomes, which is all outcomes less Died, Euthanasia, Disposed, and Missing divided by total outcomes for the period.

	Jan - 2022	Feb - 2022	Mar - 2022	Q1 2022*
AAC Live Out	945	726	740	2411
AAC Total Out	975	747	766	2488
AAC LRR	96.92%	97.19%	96.61%	96.91%

*(dogs and cats only)

AAC Live Release Rate without APA attempts to show what AAC might look like without transfers to APA. While there is no perfect way to calculate this metric since it is impossible to know what would have happened were these animals not pulled by APA, this is one way to illustrate APA's effect on AAC live outcomes.

AAC Live Release Rate w/out APA Transfers				
<i>([AAC Live Outcomes] - [AAC to APA Transfers]) / [AAC Total Outcomes]</i>				
	Jan - 2022	Feb - 2022	Mar - 2022	Q1 2022*
AAC Live Outcomes	945	726	740	2411
AAC to APA Transfers	73	60	86	219
AAC Total Outcomes	975	747	766	2488
AAC Live Release Rate w/out APA	89.44%	89.16%	85.38%	88.10%

*(dogs and cats only)

The AAC + APA Community Live Release rates combine AAC and APA live outcomes for the period (again total outcomes less Euth, Died, and Disposal) and divide that by the total outcomes for the period.

AAC + APA Community Live Release Rate				
<i>([AAC Live Outcomes]+[Live Outcomes of AAC to APA Transfers]) / ([AAC Total Outcomes]+[Total Outcomes of AAC to APA Transfers])</i>				
	Jan - 2022	Feb - 2022	Mar - 2022	Q1 2022*
AAC Live Outcomes	945	726	740	2411
Live Outcomes of AAC to APA Transfers	179	131	163	473
AAC Total Outcomes	975	747	766	2488
Total Outcomes of AAC to APA Transfers	193	138	170	501
AAC + APA Community Live Release Rate	96.23%	96.84%	96.47%	96.49%

*(dogs and cats only)

APA Animal Matrix and LRR for ALL Animals - Q4 - 2021

	Canine		Feline		Total
Beginning Animal Count on (10/01/2021)	1323		1372		2695
	Canine		Feline		
	Adult	Up to 5 months	Adult	Up to 5 months	Total
Live Intake					
Stray	0	0	3	0	3
Relinquished by Owner	184	76	161	41	462
Owner Intended Euthanasia	0	0	0	0	0
Transferred in from Agency	576	515	652	483	2226
Other intakes	56	127	77	175	435
Total Live Intake	816	718	893	699	3126
	Adult	Up to 5 months	Adult	Up to 5 months	Total
Outcomes					
Adoption	847	422	979	649	2897
Returned to Owner	9	0	2	0	11
Transferred to another Agency	138	11	62	5	216
Returned to Field	0	0	0	0	0
Other Live Outcome	0	0	0	0	0
Total Live Outcomes	994	433	1043	624	3094
Died in Care	6	49	15	23	93
Lost in Care	1	0	1	0	2
Shelter Euthanasia	7	23	14	0	44
Owner Intended Euthanasia	0	0	0	0	0
Total of Other Outcomes	14	72	30	23	139
Total Outcomes	1008	505	1073	647	3233
End Animal Count on (12/31/2021)	1333		1209		
Live Release Rate					94.3%