

# Substance Use in Texas

## Youth Population

(Based on *Texas School Survey of Substance Use Among Students: Grades 7-12*)

(In certain bullets, where indicated, the data was from YRBSS)

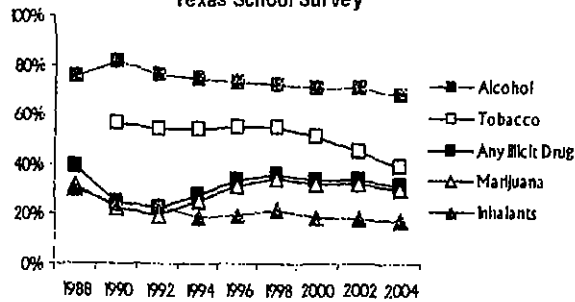
### Prevalence Use:

- Past-month use of **tobacco** fell again, from 18.2 percent in 2002 to 17.0 percent in 2004. Lifetime use of tobacco fell 12 percent between 2002 and 2004 to 39.4 percent. Some 2.5 percent of students reported smoking more than a half a pack of cigarettes per day in the past month.
- **Alcohol** continues to be the most widely used substance among youths. Alcohol use has steadily declined since 1990. In 2004, students in grades 7-12 reported 68 percent lifetime alcohol use and 33 percent past-month use.
- Lifetime **inhalant** use in 2004 was 17 percent and the past month use was 7 percent. Younger students in grades 7-8 showed an increase in inhalant use during the past two years.
- **Marijuana** remained the most commonly used illegal drug among 7-12 graders. About 30 percent in 2004 reported having smoked marijuana in their lives, down from 32 percent in 2002. Past-month use of marijuana was 12.6 percent in 2004, compared to 14.4 percent in 2002. The 2004 prevalence rates were still higher than the lowest rates in 1992.
- **Cocaine and/or crack** use remained a problem among Texas teens, with 8 percent reporting lifetime use and 3 percent past-month use. While younger students reported a decrease in past-month use since 2002, juniors and seniors reported an increased rate. The current use of cocaine/crack among juniors reached the peak level at 5 percent since 1988.
- Use of **Ecstasy** decreased sharply at all grade levels in the past two years. About 5.5 percent reported lifetime use of Ecstasy in 2004, compared to 8.6 percent in 2002.
- Use of **Rohypnol, uppers, and downers** also showed notable decreases during the past two years, with younger students reporting larger decreases.
- While past-month use of **steroids** held steady at 0.7 percent in 2004, students in grades 7-12 reported a slight decrease in lifetime use of that drug (from 2.3 percent in 2002 to 2.0 percent in 2004).

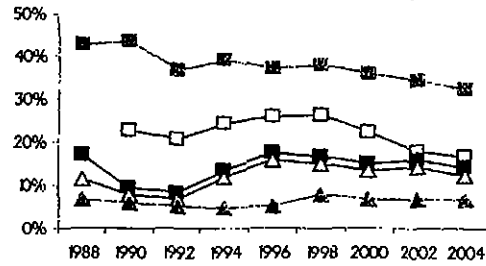
Youth (Grades 7-12)	Lifetime Use	Past-Month Use
Tobacco	39.4%	17.0%
Cigarettes	37.9%	15.8%
Smokeless Tobacco	10.4%	4.2%
Alcohol	67.9%	32.6%
Inhalants	17.0%	6.7%
Any Illicit Drug	31.5%	14.4%
Marijuana	29.8%	12.6%
Cocaine	7.4%	2.9%
Crack	2.3%	0.7%
Hallucinogens	4.8%	1.6%
Uppers	6.0%	2.5%
Downers	5.9%	2.6%
Rohypnol	3.5%	1.3%
Steroids	2.0%	0.7%
Ecstasy	5.5%	1.8%
Heroin	1.6%	0.5%
DXM or Triple C's	4.3%	1.5%
Codeine Cough Syrup	8.3%	3.3%

## Trends in Prevalence Use:

Lifetime Use of Selected Substances: 1988-2004  
Texas School Survey



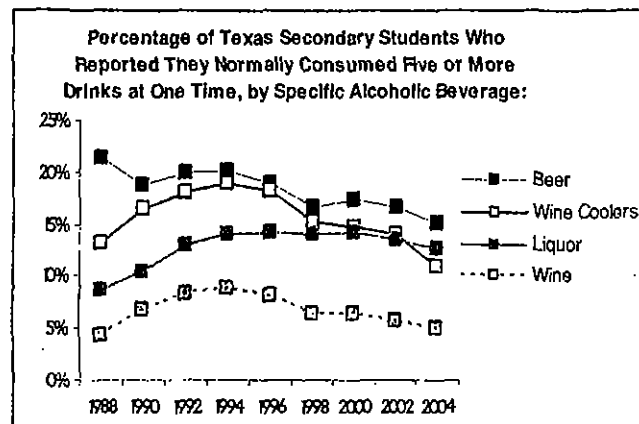
Past-Month Use of Selected Substances:  
1988-2004 Texas School Survey



## Heavy Use:

- **Binge drinking**, defined as having five or more drinks on one occasion, was reported by 23 percent of students in grades 7-12 in Texas (24.0% for border and 22.9% for non-border students). The rate was down from 26 percent in 2002 and 27 percent in 2000.

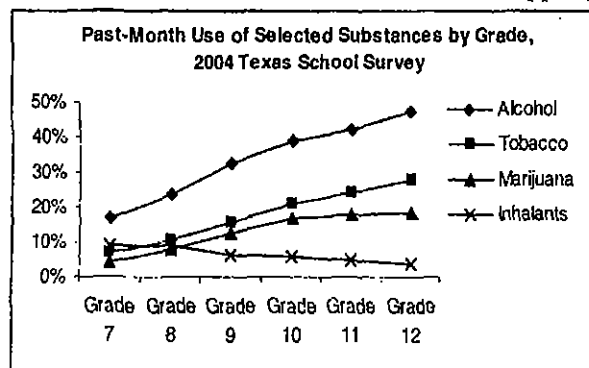
The trend of binge drinking by specific alcoholic beverage is shown below:



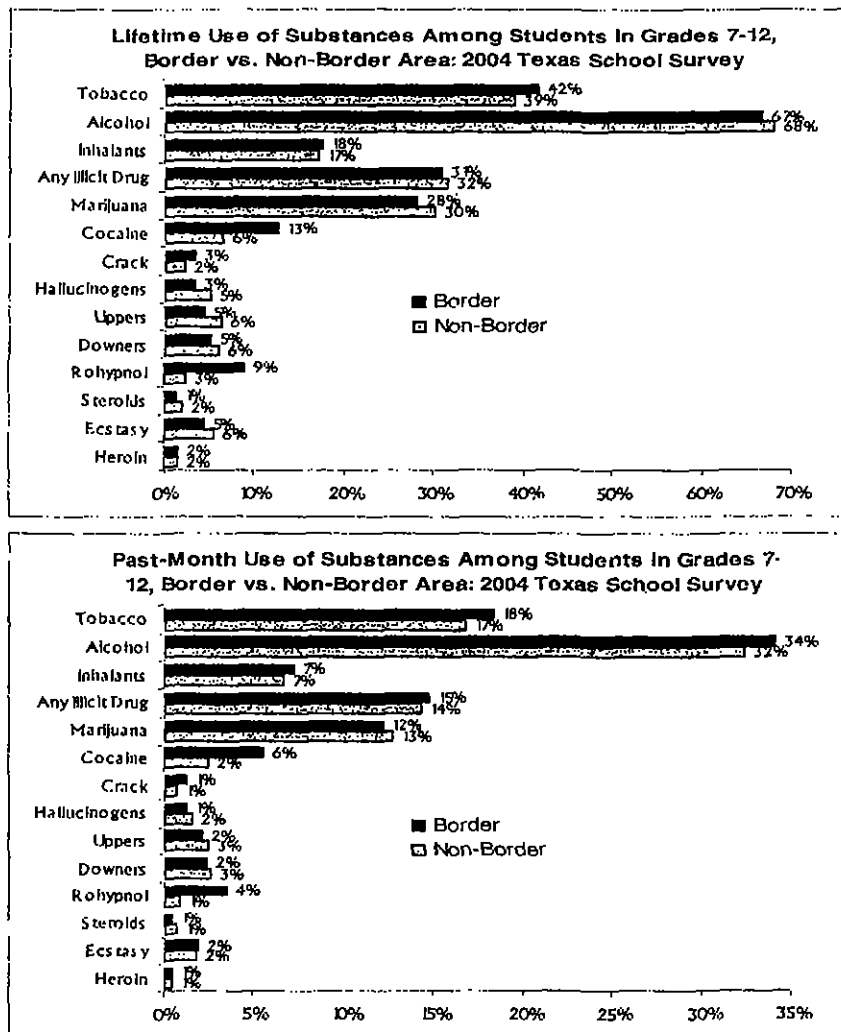
- [Based on 2003 YRBSS] 25.7 percent of high school students in Texas reported episodic heavy drinking (having 5 or more drinks of alcohol in a row on at least once of the 30 days prior to the survey).
- About 7 percent of students in grades 7-12 were considered **heavy drug users**, those who used illicit drugs on a daily or weekly basis. The rate was the same as that between 1998 and 2002, but higher than the lowest rate of 3 percent in 1992.

## Demographic Correlates of Use:

- Prevalence use increased linearly by grade for most substances except for inhalants, where students in grades 7-8 reported higher use of inhalants than did students in the upper grades.



- Girls (69.3 percent) in 2004 reported a higher rate of lifetime alcohol use than boys (66.5 percent), although both girls and boys reported similar rates in past-month drinking.
- Boys were more likely to have a higher prevalence use of tobacco, inhalants, and most illicit drugs, except for lifetime use in uppers, Rohypnol, and Ecstasy – *See Table 1.*
- Overall, Hispanic youths in 2004 reported the highest rates of lifetime and past-month use of alcohol, inhalants, marijuana, cocaine/crack, Rohypnol, Ecstasy, and heroin, and the highest lifetime use of tobacco – *See Table 2.*
- In terms of regional differences, students from the border schools reported higher lifetime and current use of powder cocaine, crack, Rohypnol, and tobacco, and higher current use of alcohol than students living elsewhere in the state.
- The difference in powder cocaine use between border and non-border students was greater in the upper grades. Compared to 2002, the increase in powder cocaine use among border juniors and seniors was cause for concern.

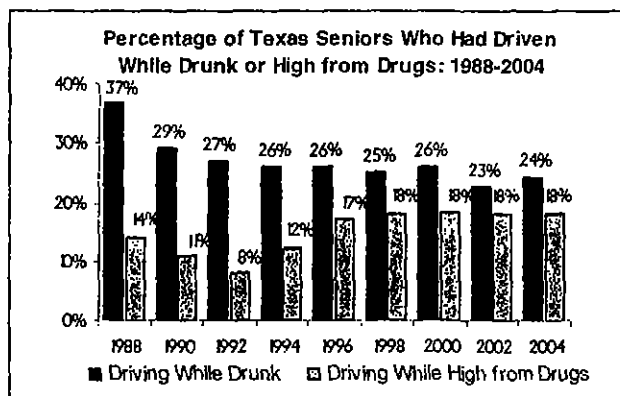


#### ***Age of First Use:***

- 50.0 percent of students in grades 7-12 reported initiating tobacco use before age 13.
- 53.5 percent of students in grades 7-12 reported first using alcohol before age 13.
- 29.7 percent of students in grades 7-12 reported first use of marijuana before age 13.

### ***Driving While Drunk or High from Drugs:***

- About 14 percent of students in grades 9 through 12 admitted they had driven a car after having had 'a good bit to drink' at least once in the past year, and 24 percent of seniors said so.
- 11 percent of students in grades 9 through 12 reported having driven when they were high from drugs, and 18 percent of seniors said so.
- The percentage of all seniors who reported driving after having a good bit to drink has decreased since 1988. In contrast, the percentage of seniors who reported driving while high from drugs was at its lowest level at 8 percent in 1992, and then increased to the peak level of 18 percent during 1998-2004.



- [Based on 2003 YRBSS] 32.9 percent of high school students in Texas reported riding with a driver who had been drinking alcohol during the past 30 days prior to the survey.

### ***Comparisons to the National Data ("Monitoring the Future" study, 2004):***

	Lifetime Use		Past-Month Use	
	USA	Texas	USA	Texas
<b>Cigarettes</b>				
Grade 8	27.9%	29.5%	9.2%	9.8%
Grade 10	40.7%	43.5%	16.0%	19.6%
Grade 12	52.8%	51.9%	25.0%	26.3%
<b>Smokeless Tobacco</b>				
Grade 8	11.0%	7.0%	4.1%	2.3%
Grade 10	13.8%	12.6%	4.9%	5.8%
Grade 12	16.7%	16.5%	6.7%	7.5%
<b>Alcohol</b>				
Grade 8	43.9%	61.1%	18.6%	23.6%
Grade 10	64.2%	74.5%	35.2%	38.8%
Grade 12	76.8%	80.7%	48.0%	47.4%
<b>Marijuana</b>				
Grade 8	16.3%	19.3%	6.4%	7.8%
Grade 10	35.1%	38.3%	15.9%	17.0%
Grade 12	45.7%	44.4%	19.9%	18.4%
<b>Cocaine</b>				
Grade 8	3.4%	4.1%	0.9%	1.6%
Grade 10	5.4%	9.6%	1.7%	3.7%
Grade 12	8.1%	11.6%	2.3%	4.3%
<b>Crack</b>				
Grade 8	2.4%	2.3%	0.6%	0.9%
Grade 10	2.6%	2.4%	0.8%	0.7%
Grade 12	3.9%	2.6%	1.0%	0.6%
<b>Ecstasy</b>				
Grade 8	2.8%	4.1%	0.8%	1.2%
Grade 10	4.3%	6.4%	0.8%	2.1%
Grade 12	7.5%	9.1%	1.2%	2.8%
<b>Steroids</b>				
Grade 8	1.9%	2.2%	0.5%	0.8%
Grade 10	2.4%	1.8%	0.8%	0.7%
Grade 12	3.4%	2.4%	1.6%	0.9%
<b>Heroin</b>				
Grade 8	1.6%	1.9%	0.5%	0.7%
Grade 10	1.5%	1.7%	0.5%	0.5%
Grade 12	1.5%	1.5%	0.5%	0.2%

**Table 1.**

**Prevalence of Substance Use Among Texas Secondary Students  
and Number of Users, by Gender: 2004**

	PAST-MONTH USE			
	Boys		Girls	
	Percent	No. of Users	Percent	No. of Users
Tobacco	18.9%	197,317	15.3%	152,559
Alcohol	32.5%	339,302	32.7%	326,058
Inhalants	6.9%	72,036	6.4%	63,816
Any Illicit Drug	16.1%	168,085	12.7%	126,634
Marijuana	14.5%	149,293	11.0%	109,683
Cocaine	3.4%	35,496	2.4%	23,931
Crack	0.8%	8,352	0.7%	6,980
Hallucinogens	2.1%	21,924	1.0%	9,971
Uppers	2.5%	26,100	2.4%	23,931
Downers	2.9%	30,276	2.2%	21,937
Sedatives	1.2%	12,528	1.3%	12,963
Steroids	1.1%	11,484	0.4%	3,988
Ecstasy	2.0%	20,880	1.7%	16,951
Heroin	0.6%	6,264	0.5%	4,986
DXM (Dextromethorphan)	1.7%	17,748	1.3%	12,963
Codeine Cough Syrup	4.1%	42,804	2.5%	24,928
	LIFETIME USE			
	Boys		Girls	
	Percent	No. of Users	Percent	No. of Users
Tobacco	41.3%	431,174	37.6%	374,916
Alcohol	66.5%	694,264	69.3%	691,003
Inhalants	17.9%	186,877	16.2%	161,598
Any Illicit Drug	34.3%	358,094	28.8%	287,170
Marijuana	33.0%	344,522	26.8%	267,228
Cocaine	8.1%	84,564	6.6%	65,810
Crack	2.4%	25,056	2.2%	21,937
Hallucinogens	5.9%	61,596	3.9%	38,888
Uppers	5.8%	60,562	6.2%	61,821
Downers	6.1%	63,684	5.8%	57,833
Sedatives	3.4%	35,496	3.6%	34,899
Steroids	2.7%	28,188	1.3%	12,963
Ecstasy	5.5%	57,420	5.6%	55,898
Heroin	1.7%	17,748	1.5%	14,957
DXM (Dextromethorphan)	4.5%	46,980	4.2%	41,879
Codeine Cough Syrup	9.3%	97,093	7.3%	72,790

**Table 2.**

**Prevalence of Substance Use Among Texas Secondary Students  
and Number of Users, by Ethnicity: 2004**

PAST-MONTH USE						
	Anglo Students		African American Students		Hispanic Students	
	Percent	No. of Users	Percent	No. of Users	Percent	No. of Users
Tobacco	19.8%	174,785	8.7%	23,908	13.6%	150,999
Alcohol	32.8%	292,497	26.8%	73,339	36.2%	293,879
Inhalants	5.8%	51,722	5.0%	10,683	8.4%	68,193
Any Illicit Drug	13.9%	123,955	12.0%	32,838	16.8%	136,386
Marijuana	12.2%	108,795	11.2%	30,549	14.3%	116,080
Cocaine	2.0%	17,835	0.5%	1,368	5.0%	40,591
Crack	0.5%	4,459	0.4%	1,095	2.3%	9,742
Hallucinogens	1.9%	16,943	0.7%	1,916	1.5%	12,177
Uppers	3.5%	31,212	0.9%	2,463	2.2%	17,860
Downers	3.4%	30,320	1.0%	2,737	2.4%	19,484
Rohypnol	0.8%	7,134	0.2%	547	2.3%	18,672
Steroids	0.7%	6,242	0.9%	2,463	0.6%	4,871
Ectasy	1.8%	16,052	1.4%	3,831	2.1%	17,046
Heroin	0.4%	3,567	0.6%	1,642	0.7%	5,683
DXM (Dextromethorphan)	1.7%	15,160	0.8%	2,189	1.6%	12,989
Codeine Cough Syrup	3.6%	32,103	4.2%	11,493	2.8%	22,731
LIFETIME USE						
	Anglo Students		African American Students		Hispanic Students	
	Percent	No. of Users	Percent	No. of Users	Percent	No. of Users
Tobacco	49.4%	351,353	30.0%	82,096	44.9%	364,507
Alcohol	66.3%	591,237	66.2%	181,158	71.8%	582,687
Inhalants	16.0%	142,682	12.4%	33,643	20.4%	185,611
Any Illicit Drug	28.7%	255,935	30.2%	82,643	36.7%	297,938
Marijuana	27.8%	249,450	29.4%	80,454	34.4%	279,266
Cocaine	5.4%	48,155	1.6%	4,378	12.2%	99,042
Crack	0.9%	8,943	0.6%	1,610	3.3%	26,790
Hallucinogens	6.4%	57,073	1.7%	4,652	4.5%	36,532
Uppers	8.5%	75,800	2.0%	5,478	5.3%	43,026
Downers	7.7%	68,666	2.3%	6,294	5.9%	47,897
Rohypnol	2.1%	18,727	0.8%	2,137	6.1%	49,524
Steroids	2.3%	20,510	1.9%	5,199	1.7%	13,801
Ectasy	5.4%	48,155	3.7%	10,125	6.5%	52,768
Heroin	1.3%	11,593	1.2%	3,284	2.2%	17,860
DXM (Dextromethorphan)	5.3%	47,260	2.0%	5,473	4.4%	35,740
Codeine Cough Syrup	9.6%	85,609	9.8%	26,818	6.7%	54,392