

# Find us online!

Learn more about our programs and initiatives by visiting our website, [AustinTexas.gov/Transportation](http://AustinTexas.gov/Transportation). Connect and engage with us on our social media channels: [Facebook.com/AustinMobility](https://www.facebook.com/AustinMobility) and [@AustinMobility](https://twitter.com/AustinMobility) on Twitter!

For those interested in our bicycle and pedestrian initiatives: [Facebook.com/AustinBikePed](https://www.facebook.com/AustinBikePed) [@AustinBikePed](https://twitter.com/AustinBikePed)



City of Austin  
Austin Transportation Department  
3701 Lake Austin Boulevard  
Austin, Texas 78703  
512.974.1150

# 2015 Annual Report

City of Austin  
Austin Transportation Department

Connecting you all around Austin!

# Who We Are

The Austin Transportation Department (ATD) provides a safe, efficient, innovative, cost-effective and sustainable transportation system for our community. This system connects roadways, bikeways, walkways and transit systems to provide residents improved access and mobility. *We help keep Austin moving.*



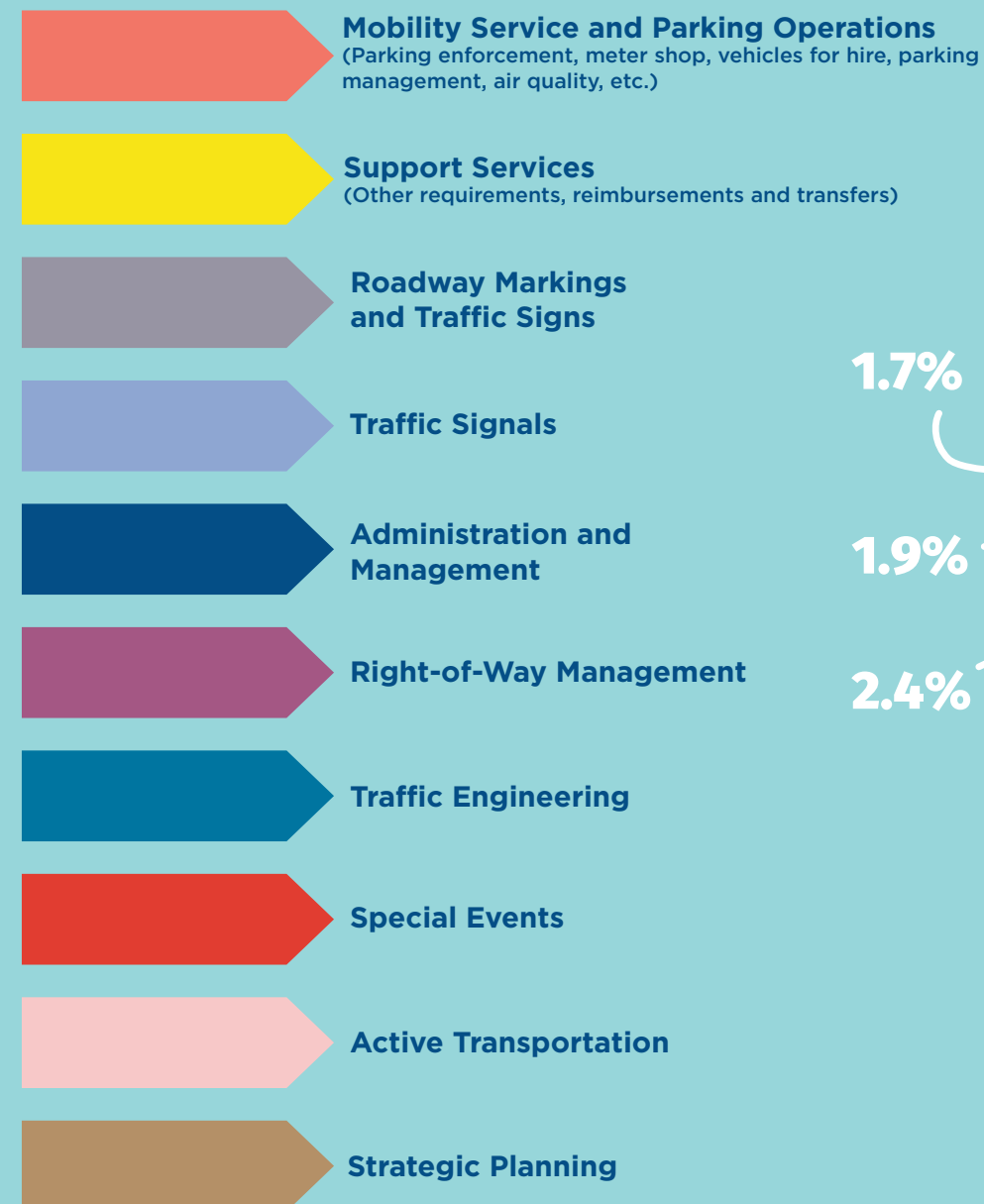
# Transportation Safety

Public safety is one of the primary responsibilities of local government, of which transportation is a large component.

Transportation safety requires cooperation between City departments and other local and state agencies as well as community stakeholders and residents. In 2015, safety continued to be the No. 1 priority for ATD; the department implemented initiatives such as Don't Block the Box, ground transportation enforcement, roadway engineering improvements and much more.

ATD is also committed to eliminating traffic deaths and serious injuries by 2025. These deaths represent a preventable public health issue and any death is too many. That's why ATD worked with multiple City departments in 2015 to help draft the City's Vision Zero Action Plan and intends to present the plan, with staff's final recommendations, to City Council in 2016.

# Total ATD Budget for FY 15: \$33,280,875



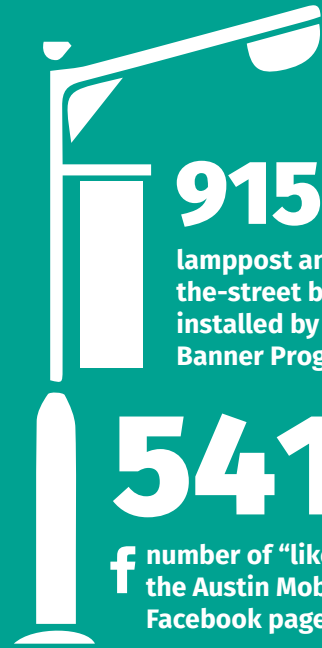
198.5 - Full-time equivalent positions (FTEs) for ATD

\*Figures may not add up to 100 percent due to rounding



# Community Connections

ATD works hard to connect with stakeholders in a variety of ways including 3-1-1, online, social media, in person and more.



915

lamppost and over-the-street banners installed by the Banner Program



number of Twitter followers @AustinMobility had by the end of the year

541

number of "likes" on the Austin Mobility Facebook page

23,591

Citizen Service Requests responded to by ATD

# Bridging the Gap

ATD works to fill gaps in funding, planning and actual infrastructure by utilizing a variety of different funding mechanisms, advocating for Transportation Demand Management throughout the community and participating in an assortment of transportation planning events. This helps keep Austin competitive with other cities and on the forefront of transportation innovation and philosophy while also managing the constrained roadways we have today.

23%

average percentage of work commute trips during which City of Austin Employees avoided driving alone during peak hours, estimated through ATD's Commute Trip Reduction Program survey

\$110,000

amount awarded in the American Planning Association grant ATD received to launch a local Smart Trips Pilot Program


\$4 million

amount awarded in the two Transportation Alternatives Program (TAP) grants that the City received to expand B-Cycle Bikeshare and install several Pedestrian Hybrid Beacons (PHBs) and auditory crossing signals citywide

650

attendees from cities throughout the U.S. for the National Association of City Transportation Officials Designing Cities Conference focused on the future of transportation planning (an attendance record!)

Connecting you all around Austin!



# Active & Mobile

ATD works to keep all Austinites moving and an increasing percentage of our population chooses to bike or walk as their primary mode of transportation. Encouraging active transportation and providing safe opportunities to use these modes helps to decrease traffic for all users by shifting short trips off of congested roadways.

# Regulating & Permitting

ATD manages activities in the City's right-of-way to balance demand and keep users safe. This includes permitting vehicles for hire, construction in the right-of-way, special events and more.

3



Taxicab franchise agreements renewed in 2015 with a total of 915 permits. Council also directed the City Manager to begin the process of creating a fourth taxicab franchise, modeled after a co-op

179

special events held in the City's right-of-way that were coordinated by the Special Events Division

14,341 right-of-way permits issued

5

Transportation Network Companies (Uber, Lyft, Get Me, Sidecar and Ztrip) ATD signed agreements with to operate in Austin



839 metered parking spaces created by ATD in the East Austin Parking and Transportation Management District

0 deaths in work zones in the City right-of-way

0

4

new Austin B-Cycle stations installed by ATD in partnership with B-Cycle

28

linear miles of bike lanes installed



# Maintaining the Multimodal System

ATD's mission is to serve all roadway users, regardless of mode of travel, age or ability. Clear markings, signs and signals help get people to where they want to go and keep people safe on Austin's roads. Signal management improvements help shorten commutes for all and make transit more reliable.


1,093

miles of roadway markings maintained by ATD

2,078 new signs installed

11,562

existing signs that were repaired or replaced



1,018

total number of traffic signals and PHBs operated by ATD


1

Queue Jump (transit priority signal) installed to help buses move through traffic faster during peak periods

proportion of Austin traffic signals that ATD aims to retime annually, in line with national standards

1/3

161 traffic signals ATD retimed as part of its annual signal timing program



813

crosswalks maintained by ATD



4

PHBs installed