







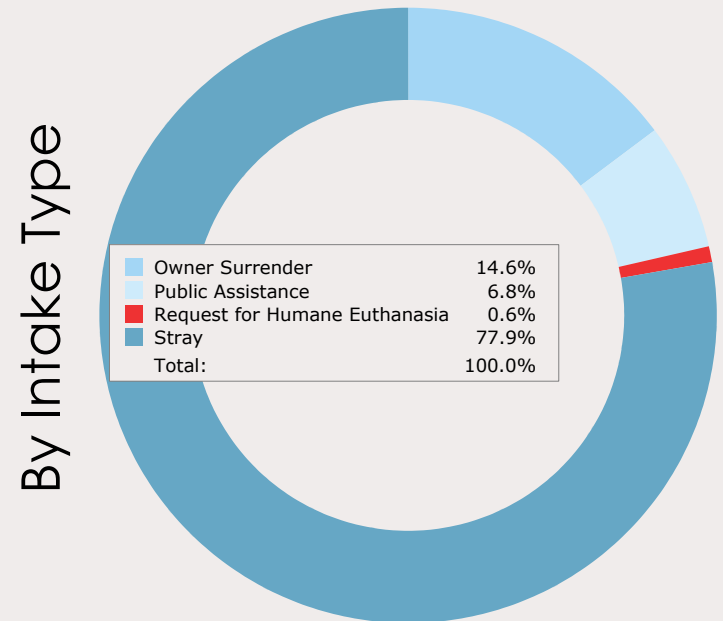
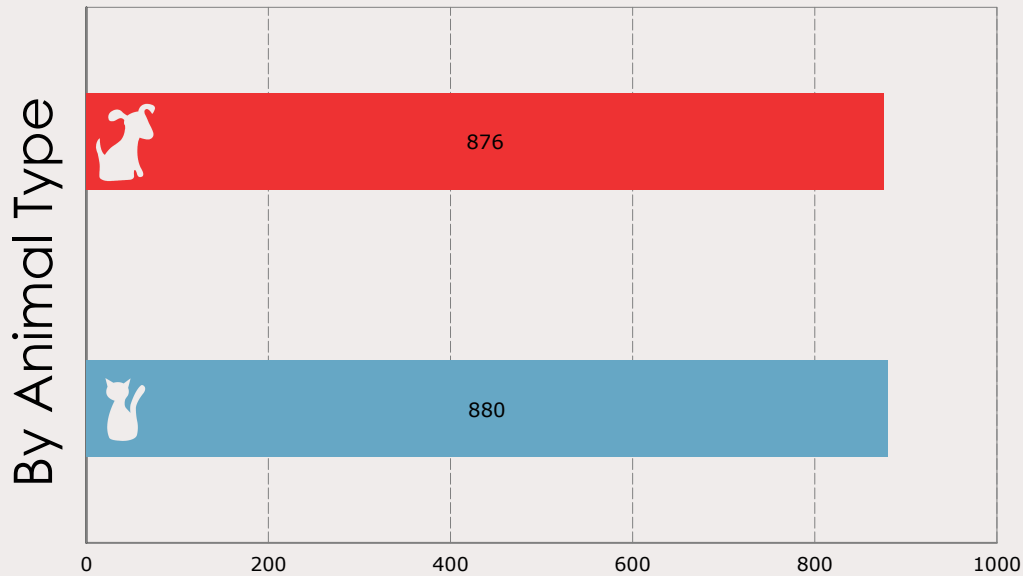
Austin Animal Center Monthly Report July 2014

City of Austin
Animal Services Office, Austin Animal Center
7201 Levander Loop Bldg A, Austin, TX 78702



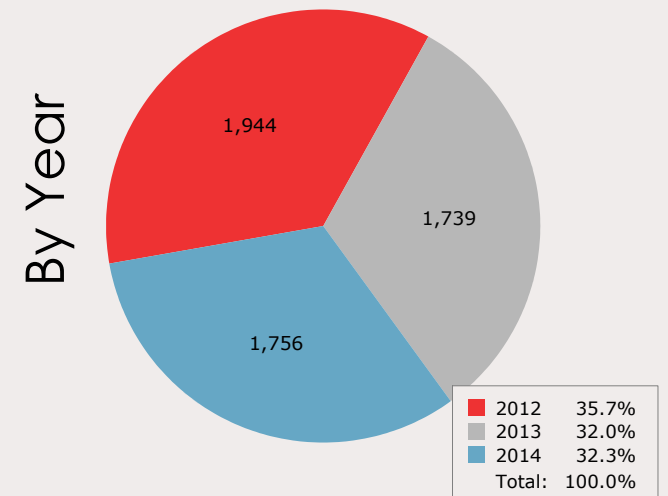
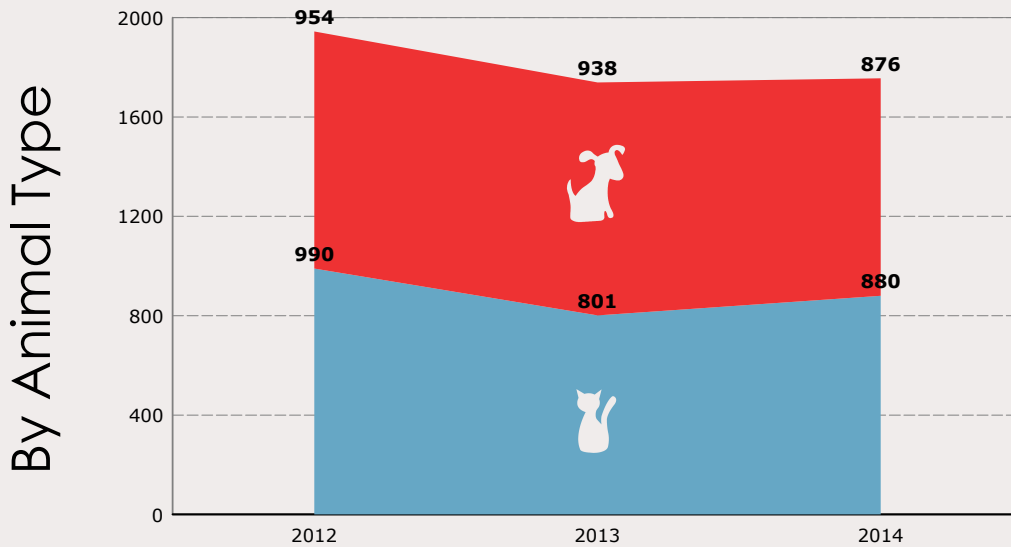
July 2014 Intakes

	 Neonatal Kitten	 Kitten	 Adult Cat	 Neonatal Puppy	 Puppy	 Adult Dog	Total
Neonatal Kitten/Puppy: < 6 weeks old Kitten/Puppy: >= 6 weeks old & < 1 year old Adult Cat/Dog: >= 1 year old							
Owner Surrender	1	44	55	7	48	102	257
Public Assistance	17	9	56	0	5	33	120
Request for Humane Euthanasia	0	0	3	0	0	8	11
Stray	269	269	157	20	208	445	1,368
Total	287	322	271	27	261	588	1,756









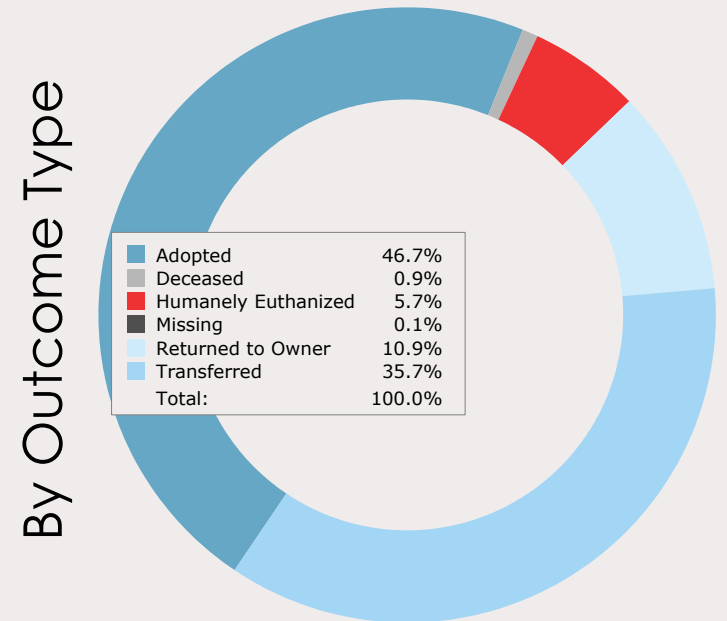
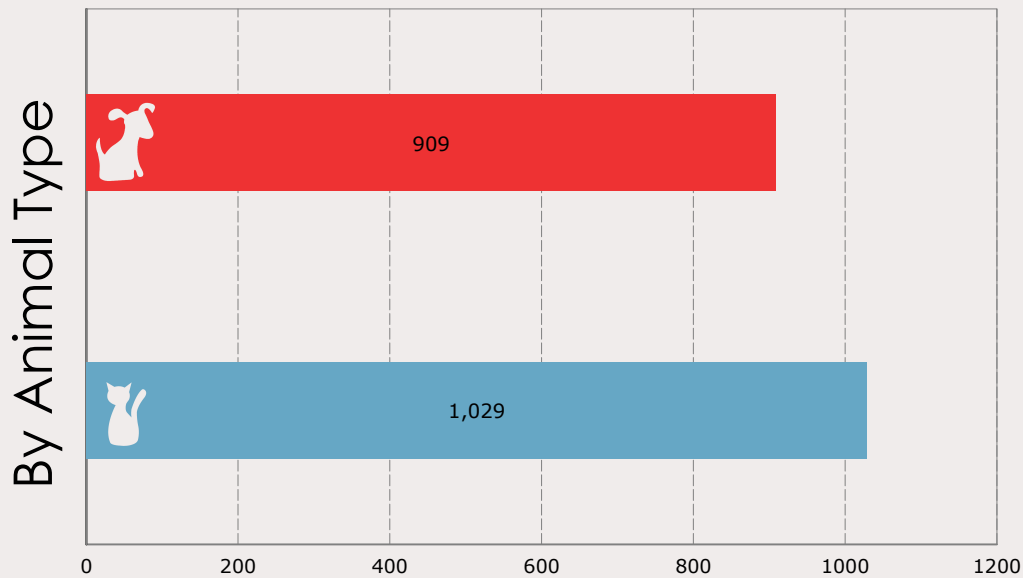
July 2012 to 2014 Intakes

	2012			2013			2014		
	Cats	Dogs	Total	Cats	Dogs	Total	Cats	Dogs	Total
Owner Surrender	313	248	561	192	213	405	100	157	257
Public Assistance	6	37	43	7	43	50	82	38	120
Request for Humane Euthanasia	1	4	5	0	2	2	3	8	11
Stray	670	665	1,335	602	680	1,282	695	673	1,368
Total	990	954	1,944	801	938	1,739	880	876	1,756



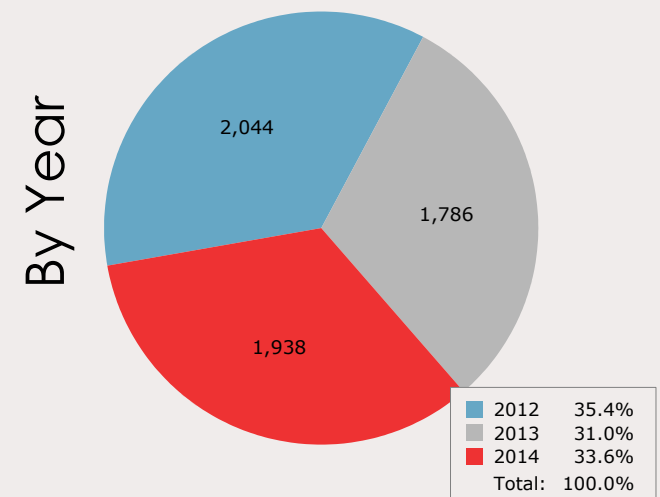
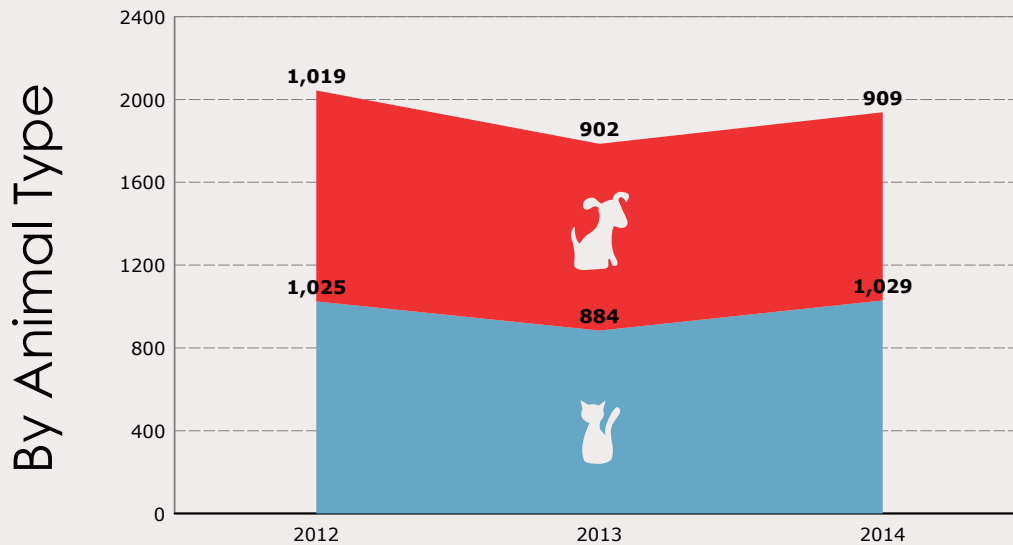
July 2014 Outcomes

	 Neonatal Kitten	 Kitten	 Adult Cat	 Neonatal Puppy	 Puppy	 Adult Dog	Total
Neonatal Kitten/Puppy: < 6 weeks old Kitten/Puppy: >= 6 weeks old & < 1 year old Adult Cat/Dog: >= 1 year old							
Adopted	0	393	66	0	169	277	905
Deceased	7	8	1	1	0	0	17
Humanely Euthanized	8	15	22	1	11	54	111
Missing	0	1	0	0	0	0	1
Returned to Owner	1	2	14	0	19	176	212
Transferred	175	151	165	20	69	112	692
Total	191	570	268	22	268	619	1,938



July 2012 to 2014 Outcomes

	2012			2013			2014		
	Cats	Dogs	Total	Cats	Dogs	Total	Cats	Dogs	Total
Adopted	334	414	748	401	388	789	459	446	905
Deceased	14	5	19	8	2	10	16	1	17
Humanely Euthanized	65	67	132	54	50	104	45	66	111
Missing	0	0	0	1	1	2	1	0	1
Returned to Owner	32	210	242	27	225	252	17	195	212
Transferred	580	323	903	393	236	629	491	201	692
Total	1,025	1,019	2,044	884	902	1,786	1,029	909	1,938



July 2012 to 2014 Total Live Outcome Rates

July 2014 Total Live Outcome Rate: **94.2%**

