







Austin Animal Center Monthly Report March 2016

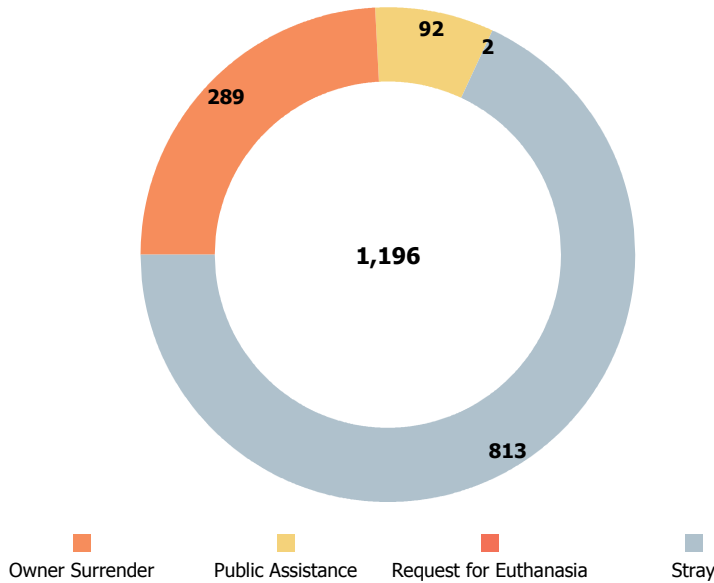


Fiscal Year 2015

Austin Animal Center March 2016 Intakes

	 Neonatal Kitten	 Kitten	 Adult Cat	 Neonatal Puppy	 Puppy	 Adult Dog	Total
Owner Surrender	0	38	61	16	40	134	289
Public Assistance	0	2	2	3	9	76	92
Request for Euthanasia	0	0	0	0	0	2	2
Stray	63	42	125	7	137	439	813
Total	63	82	188	26	186	651	1,196

Intakes by Intake Type





Age Breakdown



Neonatal

  under 6 weeks old

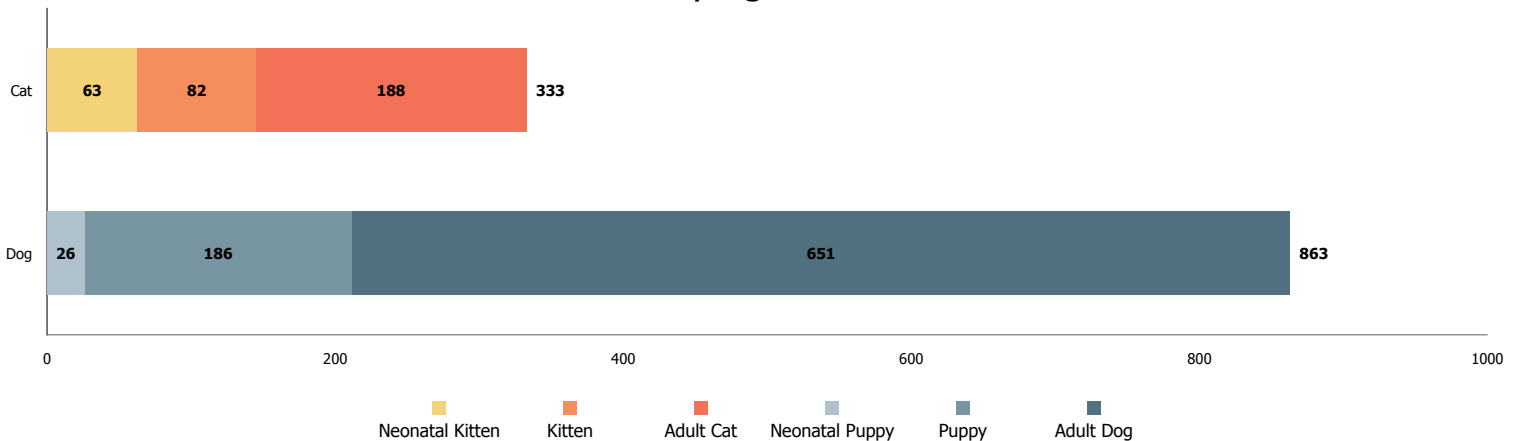
Kitten/Puppy

  6 weeks to under 1 year old

Adult

  at least 1 year old

Intakes by Age Breakdown

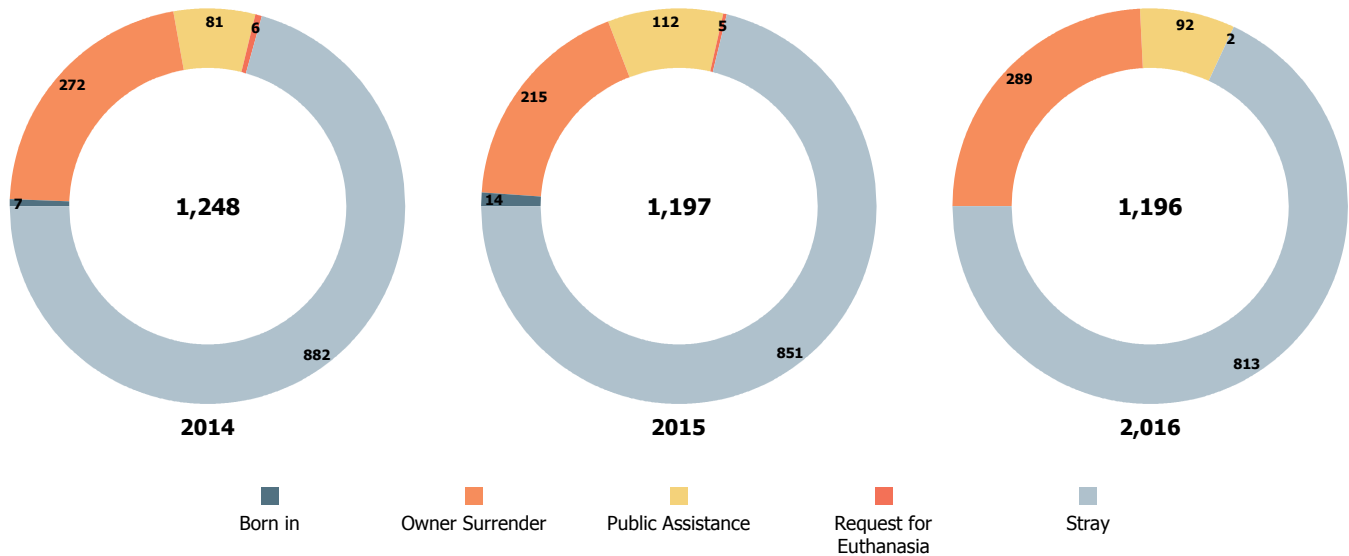


Austin Animal Center March 2014 to 2016 Intakes

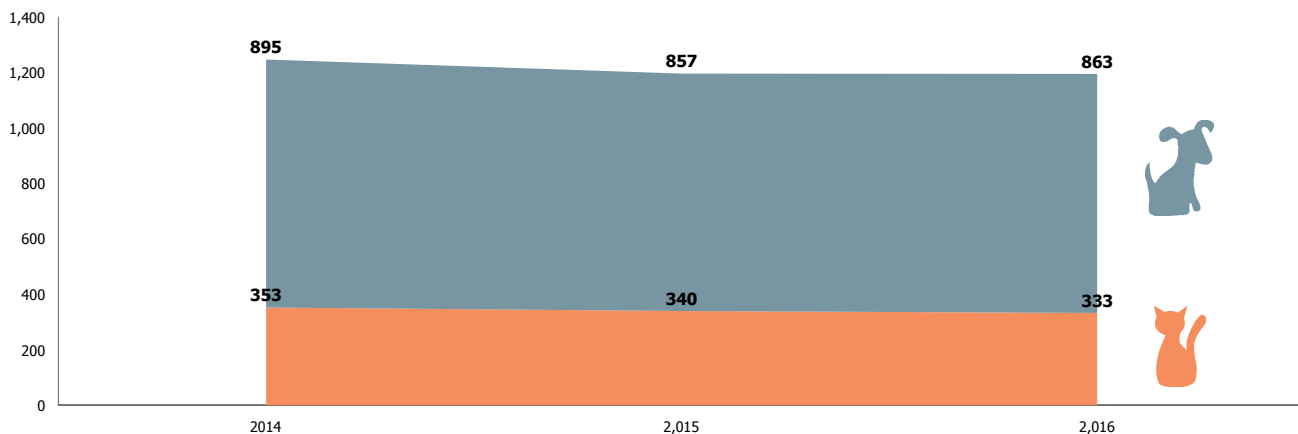


	2014			2015			2016		
	Cat	Dog	Total	Cat	Dog	Total	Cat	Dog	Total
Born in	0	7	7	0	14	14	0	0	0
Owner Surrender	103	169	272	66	149	215	99	190	289
Public Assistance	11	70	81	20	92	112	4	88	92
Request for Euthanasia	0	6	6	1	4	5	0	2	2
Stray	239	643	882	253	598	851	230	583	813
Total	353	895	1,248	340	857	1,197	333	863	1,196

Yearly March Intakes by Intake Type




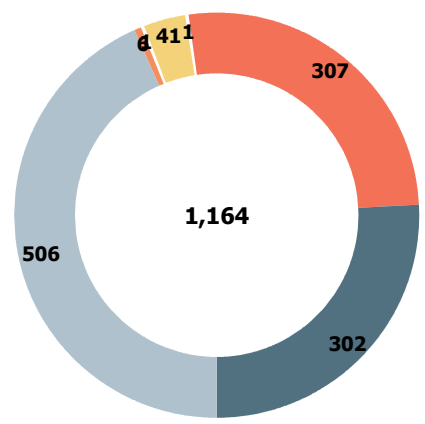
Yearly March Intakes by Animal Type



Austin Animal Center March 2016 Outcomes



	Neonatal Kitten	Kitten	Adult Cat	Neonatal Puppy	Puppy	Adult Dog	Total
Adoption	0	62	66	0	139	239	506
Deceased	2	0	3	0	0	1	6
Disposal	0	0	0	0	1	0	1
Humane Euthanasia	1	1	12	0	1	26	41
Missing	0	0	1	0	0	0	1
RTO	0	8	20	3	35	241	307
Transfer	33	19	79	16	36	119	302
Total	36	90	181	19	212	626	1,164



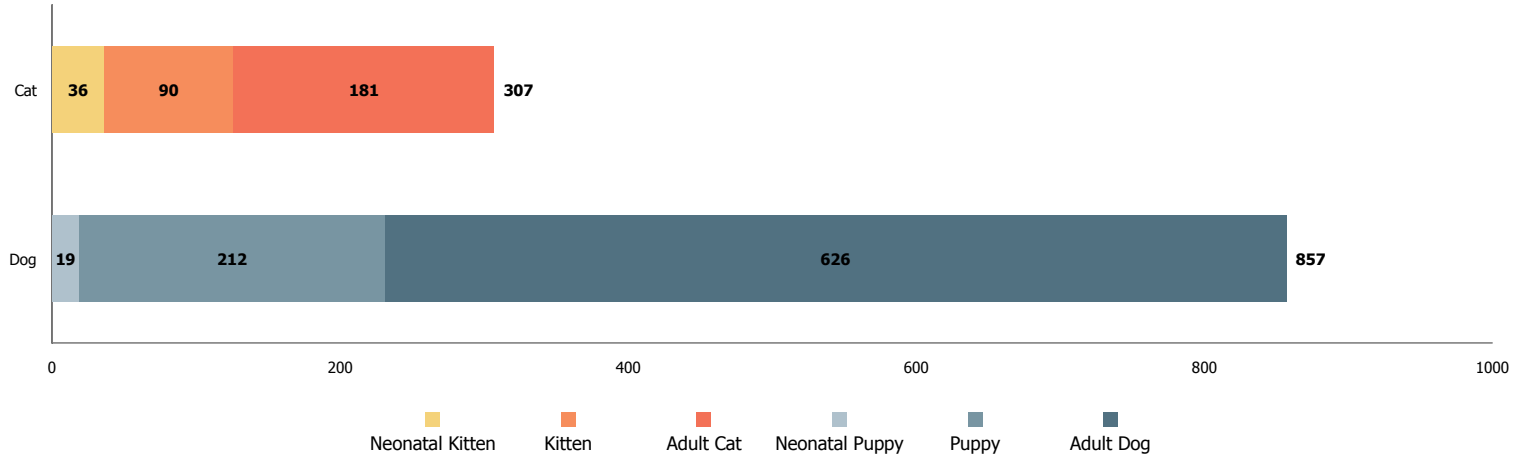
Age Breakdown

Neonatal
 under 6 weeks old

Kitten/Puppy
 6 weeks to under 1 year old

Adult
 at least 1 year old

Outcomes by Age Breakdown

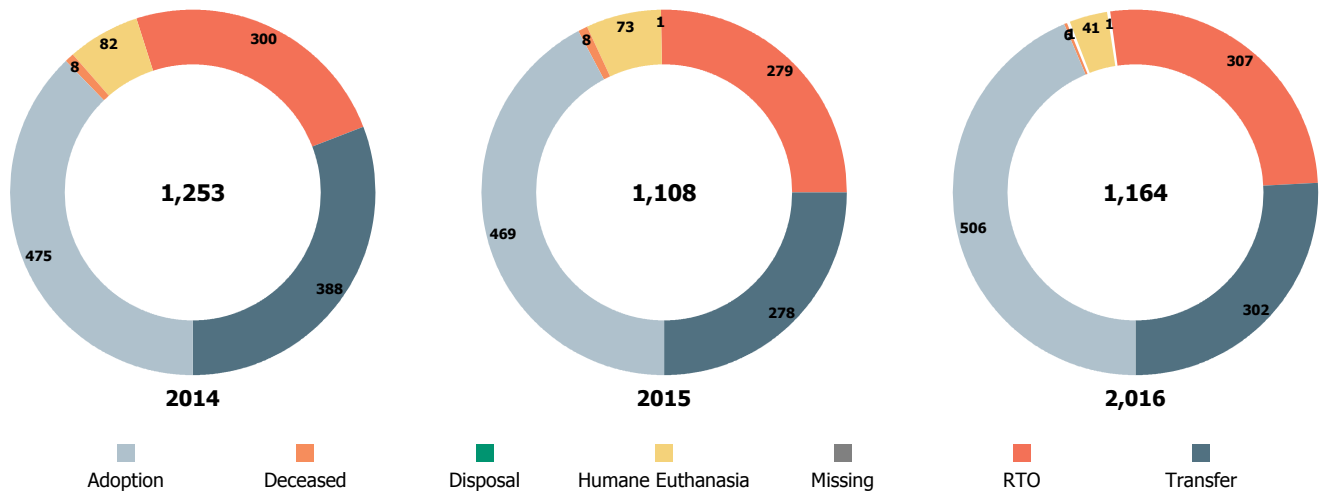


Austin Animal Center March 2014 to 2016 Outcomes

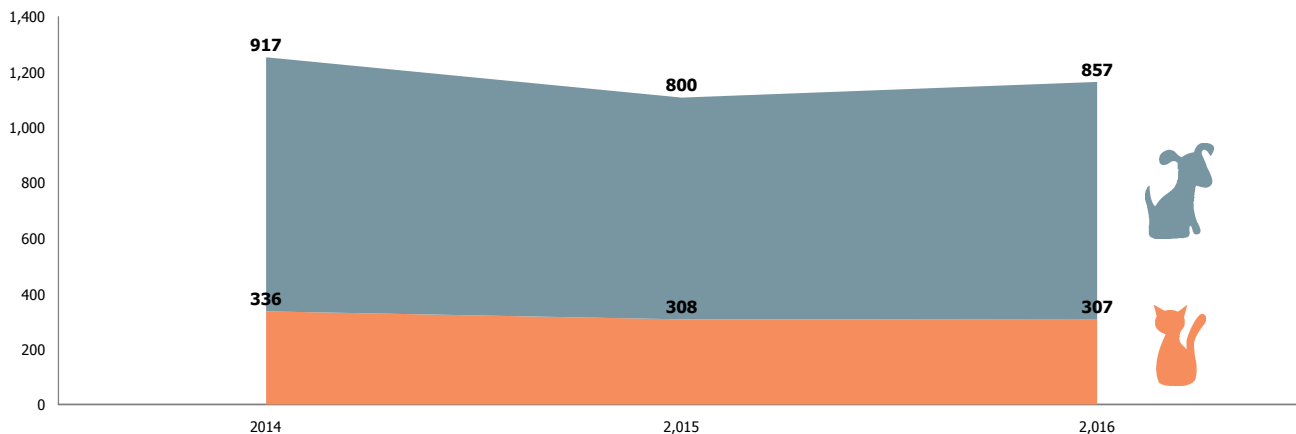


	2014			2015			2016		
	Cat	Dog	Total	Cat	Dog	Total	Cat	Dog	Total
Adoption	86	389	475	99	370	469	128	378	506
Deceased	6	2	8	5	3	8	5	1	6
Disposal	0	0	0	0	0	0	0	1	1
Humane Euthanasia	23	59	82	30	43	73	14	27	41
Missing	0	0	0	0	1	1	1	0	1
RTO	35	265	300	25	254	279	28	279	307
Transfer	186	202	388	149	129	278	131	171	302
Total	336	917	1,253	308	800	1,108	307	857	1,164

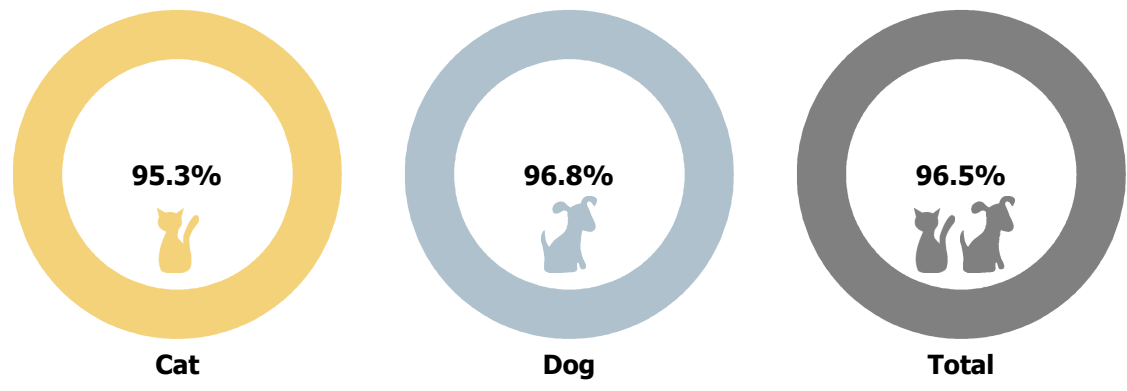
Yearly March Outcomes by Outcome Type



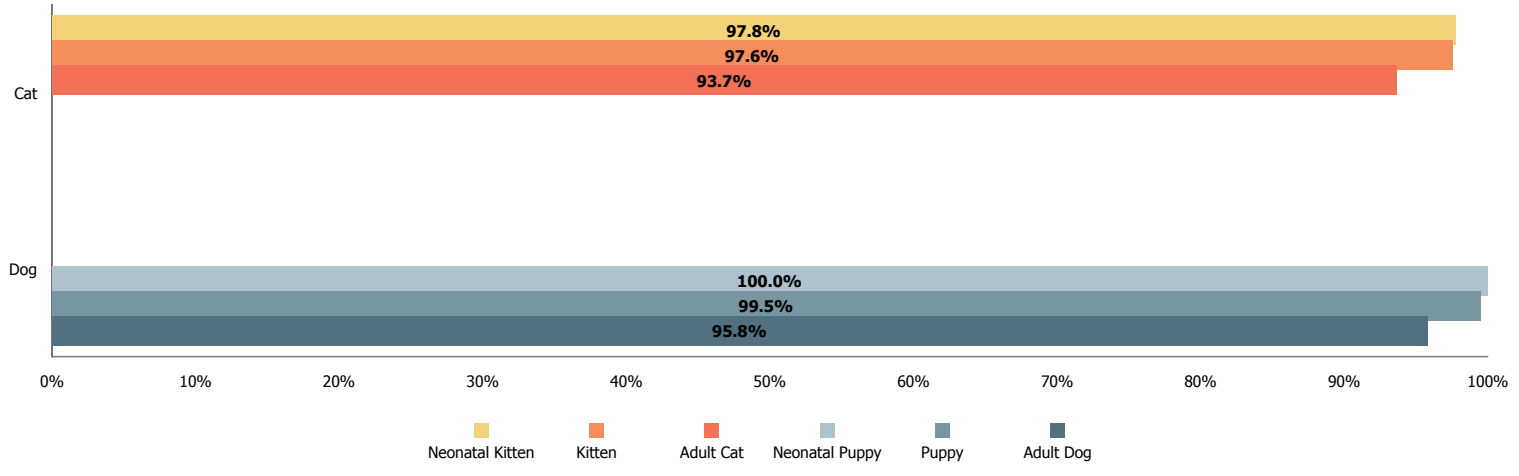
Yearly March Outcomes by Animal Type



Total Live Release Rates



Live Release Rates by Age Breakdown



Yearly March Live Release Rates Compared

