







# Austin Animal Center Monthly Report May 2018

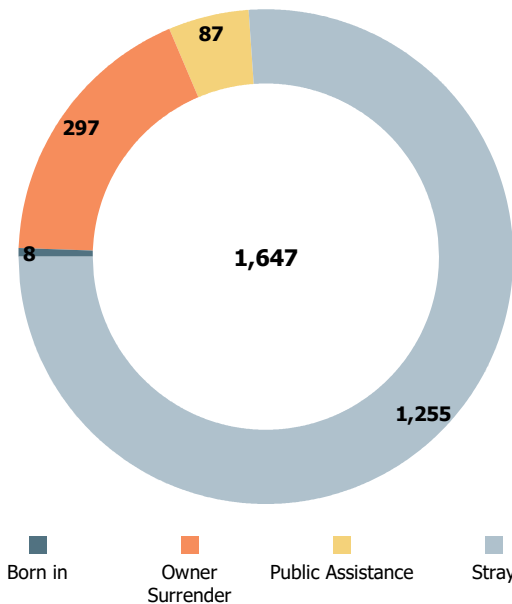


Fiscal Year 2018

# Austin Animal Center May 2018 Intakes

	 Neonatal Kitten	 Kitten	 Adult Cat	 Neonatal Puppy	 Puppy	 Adult Dog	Total
<b>Born in</b>	0	0	0	8	0	0	<b>8</b>
<b>Owner Surrender</b>	10	22	68	6	44	147	<b>297</b>
<b>Public Assistance</b>	4	0	14	0	12	57	<b>87</b>
<b>Stray</b>	401	167	156	33	178	320	<b>1,255</b>
<b>Total</b>	<b>415</b>	<b>189</b>	<b>238</b>	<b>47</b>	<b>234</b>	<b>524</b>	<b>1,647</b>

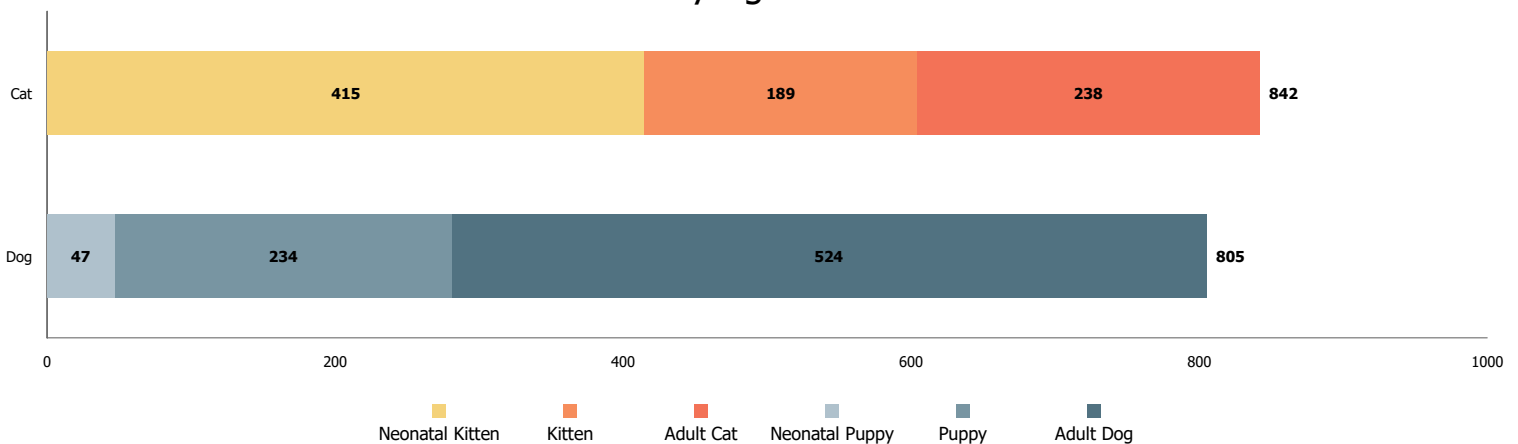
### Intakes by Intake Type



### Age Breakdown

- Neonatal**  
  under 6 weeks old
- Kitten/Puppy**  
  6 weeks to under 1 year old
- Adult**  
  at least 1 year old

### Intakes by Age Breakdown

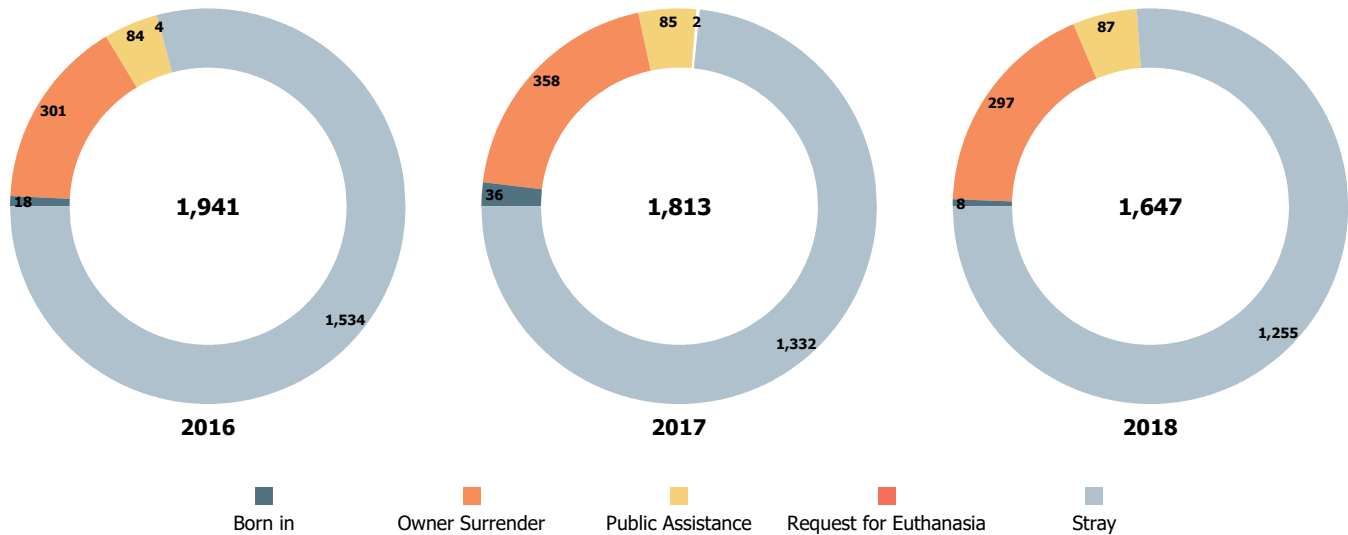


# Austin Animal Center May 2016 to 2018 Intakes

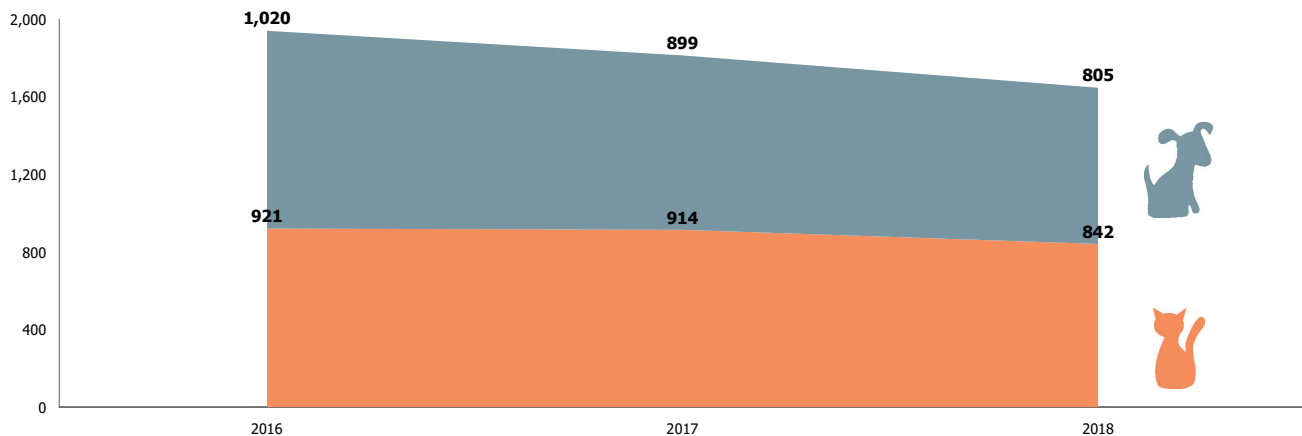


	2016			2017			2018		
	Cat	Dog	Total	Cat	Dog	Total	Cat	Dog	Total
<b>Born in</b>	4	14	<b>18</b>	19	17	<b>36</b>	0	8	<b>8</b>
<b>Owner Surrender</b>	128	173	<b>301</b>	150	208	<b>358</b>	100	197	<b>297</b>
<b>Public Assistance</b>	12	72	<b>84</b>	7	78	<b>85</b>	18	69	<b>87</b>
<b>Request for Euthanasia</b>	2	2	<b>4</b>	0	2	<b>2</b>	0	0	<b>0</b>
<b>Stray</b>	775	759	<b>1,534</b>	738	594	<b>1,332</b>	724	531	<b>1,255</b>
<b>Total</b>	<b>921</b>	<b>1,020</b>	<b>1,941</b>	<b>914</b>	<b>899</b>	<b>1,813</b>	<b>842</b>	<b>805</b>	<b>1,647</b>

### Yearly May Intakes by Intake Type



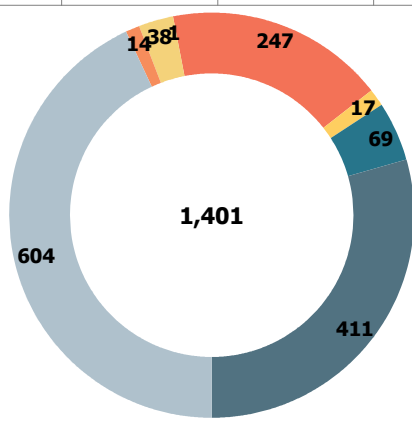
### Yearly May Intakes by Animal Type



# Austin Animal Center May 2018 Outcomes



	Neonatal Kitten	Kitten	Adult Cat	Neonatal Puppy	Puppy	Adult Dog	Total
<b>Adoption</b>	0	117	63	0	176	248	<b>604</b>
<b>Deceased</b>	5	3	3	2	1	0	<b>14</b>
<b>Humane Euthanasia</b>	13	5	12	0	0	8	<b>38</b>
<b>Missing</b>	0	0	0	0	0	1	<b>1</b>
<b>RTO</b>	2	2	29	0	34	180	<b>247</b>
<b>Rto-Adopt</b>	0	0	4	0	2	11	<b>17</b>
<b>Shelter Neuter Return</b>	0	11	58	0	0	0	<b>69</b>
<b>Transfer</b>	164	18	35	36	58	100	<b>411</b>
<b>Total</b>	<b>184</b>	<b>156</b>	<b>204</b>	<b>38</b>	<b>271</b>	<b>548</b>	<b>1,401</b>



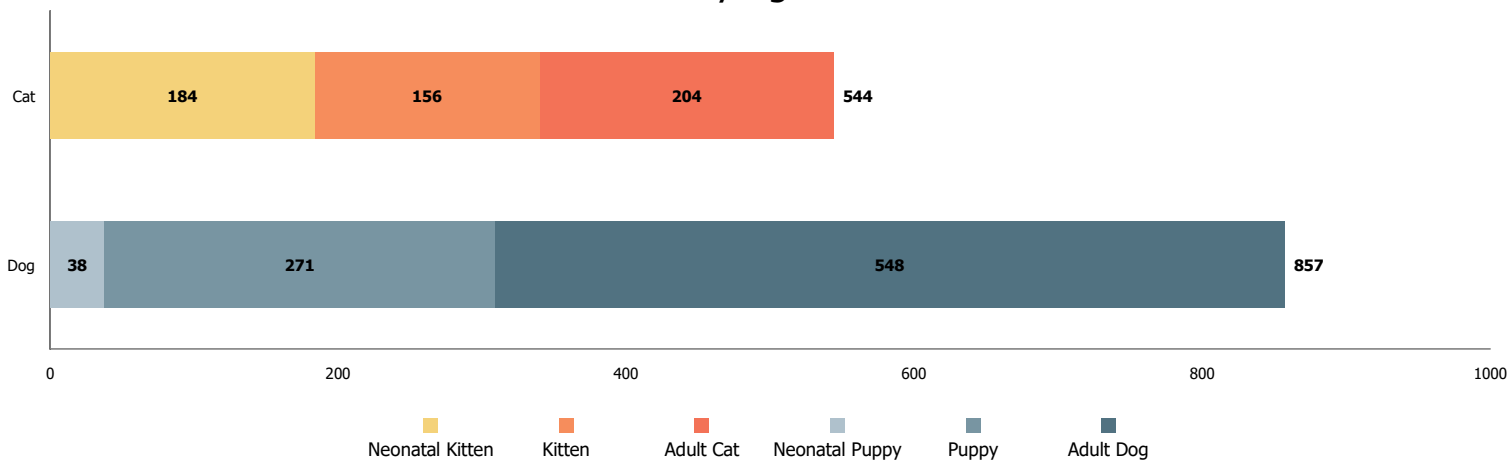
### Age Breakdown

**Neonatal**  
 under 6 weeks old

**Kitten/Puppy**  
 6 weeks to under 1 year old

**Adult**  
 at least 1 year old

## Outcomes by Age Breakdown

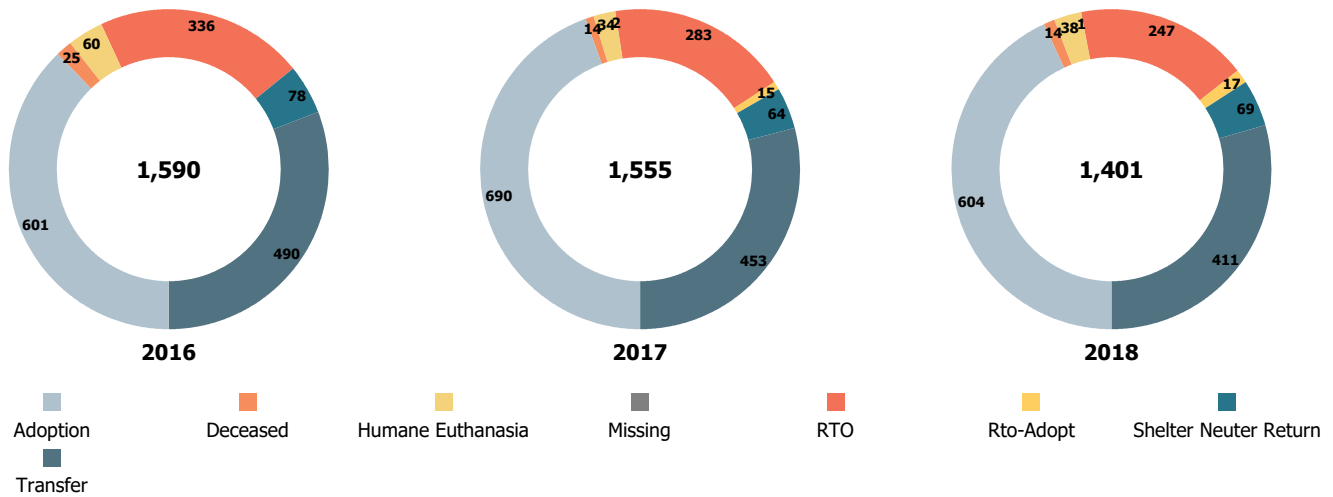


# Austin Animal Center May 2016 to 2018 Outcomes

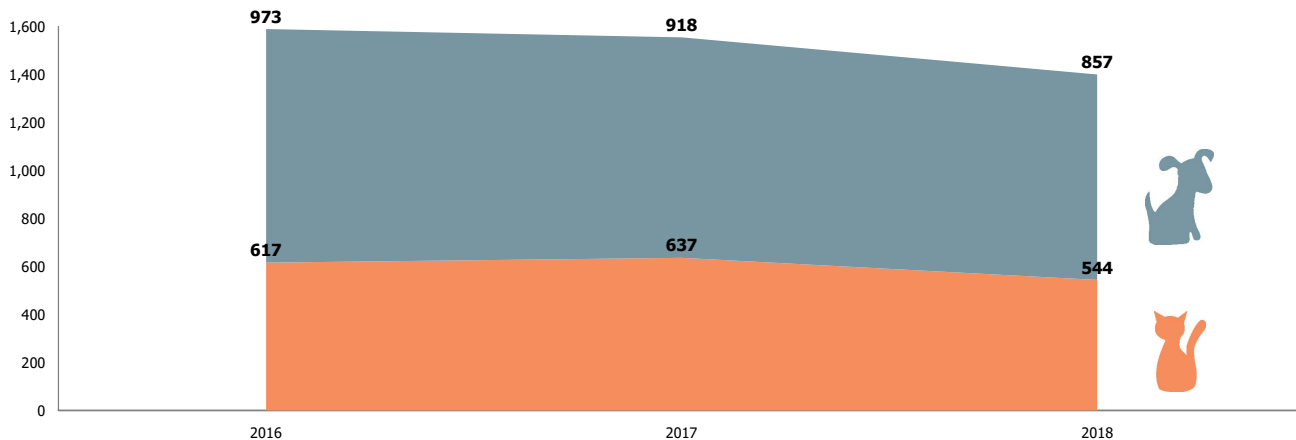


	2016			2017			2018		
	Cat	Dog	Total	Cat	Dog	Total	Cat	Dog	Total
<b>Adoption</b>	179	422	<b>601</b>	243	447	<b>690</b>	180	424	<b>604</b>
<b>Deceased</b>	17	8	<b>25</b>	10	4	<b>14</b>	11	3	<b>14</b>
<b>Humane Euthanasia</b>	41	19	<b>60</b>	25	9	<b>34</b>	30	8	<b>38</b>
<b>Missing</b>	0	0	<b>0</b>	1	1	<b>2</b>	0	1	<b>1</b>
<b>RTO</b>	24	312	<b>336</b>	37	246	<b>283</b>	33	214	<b>247</b>
<b>Rto-Adopt</b>	0	0	<b>0</b>	4	11	<b>15</b>	4	13	<b>17</b>
<b>Shelter Neuter Return</b>	78	0	<b>78</b>	64	0	<b>64</b>	69	0	<b>69</b>
<b>Transfer</b>	278	212	<b>490</b>	253	200	<b>453</b>	217	194	<b>411</b>
<b>Total</b>	<b>617</b>	<b>973</b>	<b>1,590</b>	<b>637</b>	<b>918</b>	<b>1,555</b>	<b>544</b>	<b>857</b>	<b>1,401</b>

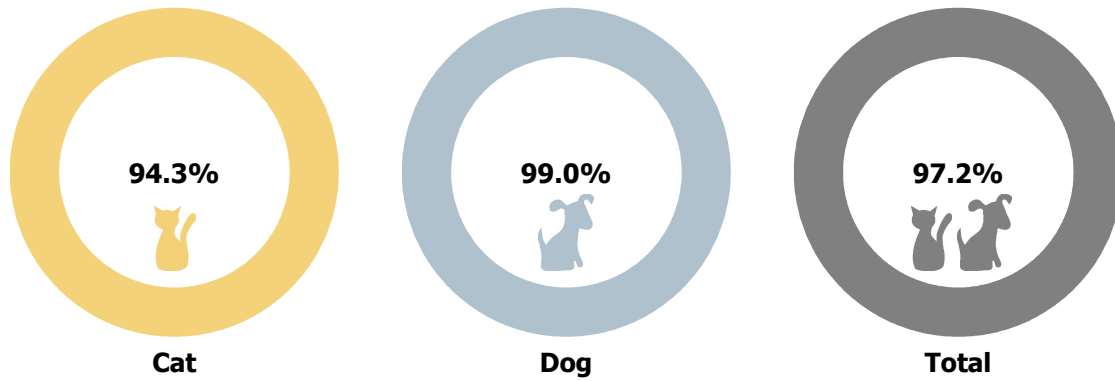
### Yearly May Outcomes by Outcome Type



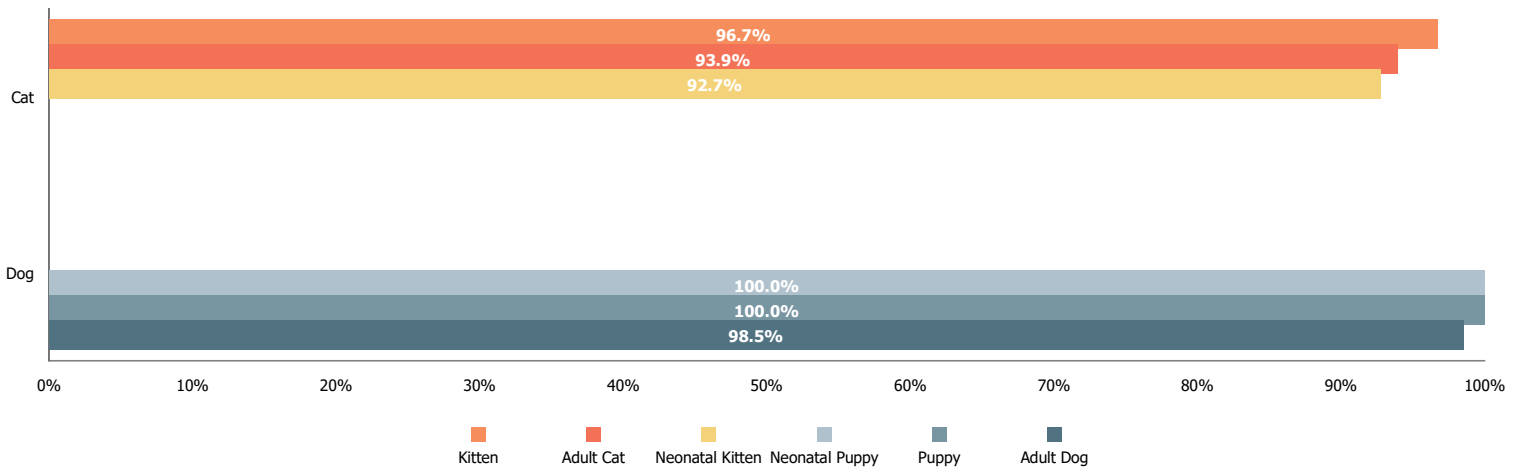
### Yearly May Outcomes by Animal Type



## Total Live Release Rates



## Live Release Rates by Age Breakdown



## Yearly May Live Release Rates Compared

