







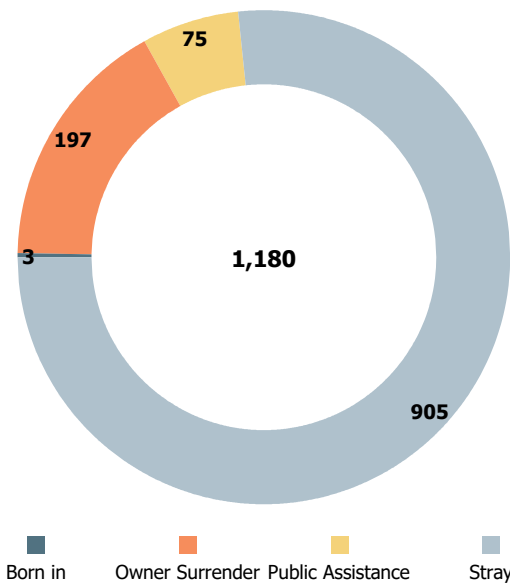
Austin Animal Center Monthly Report November 2018



Fiscal Year 2018

Austin Animal Center November 2018 Intakes

	 Neonatal Kitten	 Kitten	 Adult Cat	 Neonatal Puppy	 Puppy	 Adult Dog	Total
Born in	0	0	0	3	0	0	3
Owner Surrender	0	23	37	3	37	97	197
Public Assistance	0	2	7	9	5	52	75
Stray	50	166	101	1	183	404	905
Total	50	191	145	16	225	553	1,180





Age Breakdown



Neonatal

  under 6 weeks old

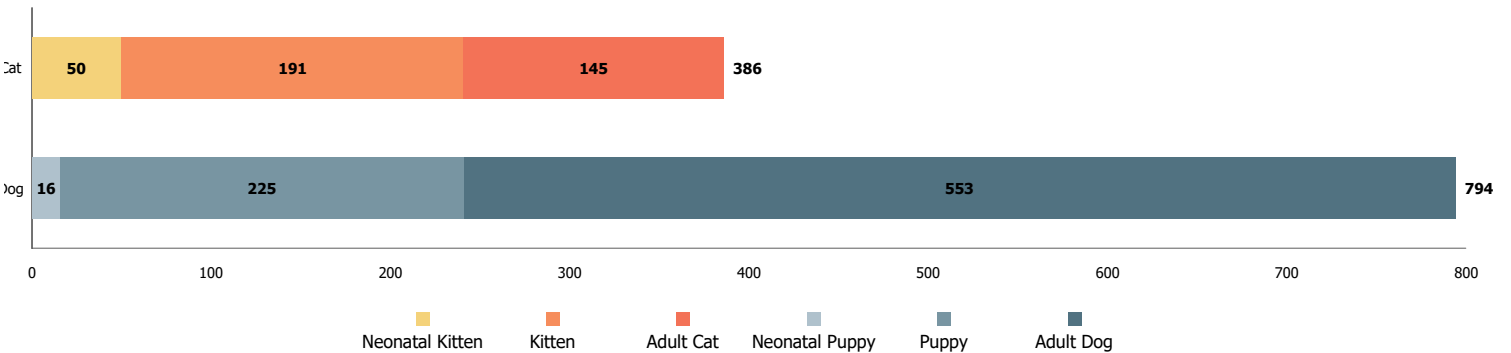
Kitten/Puppy

  6 weeks to under 1 year old

Adult

  at least 1 year old

Intakes by Age Breakdown

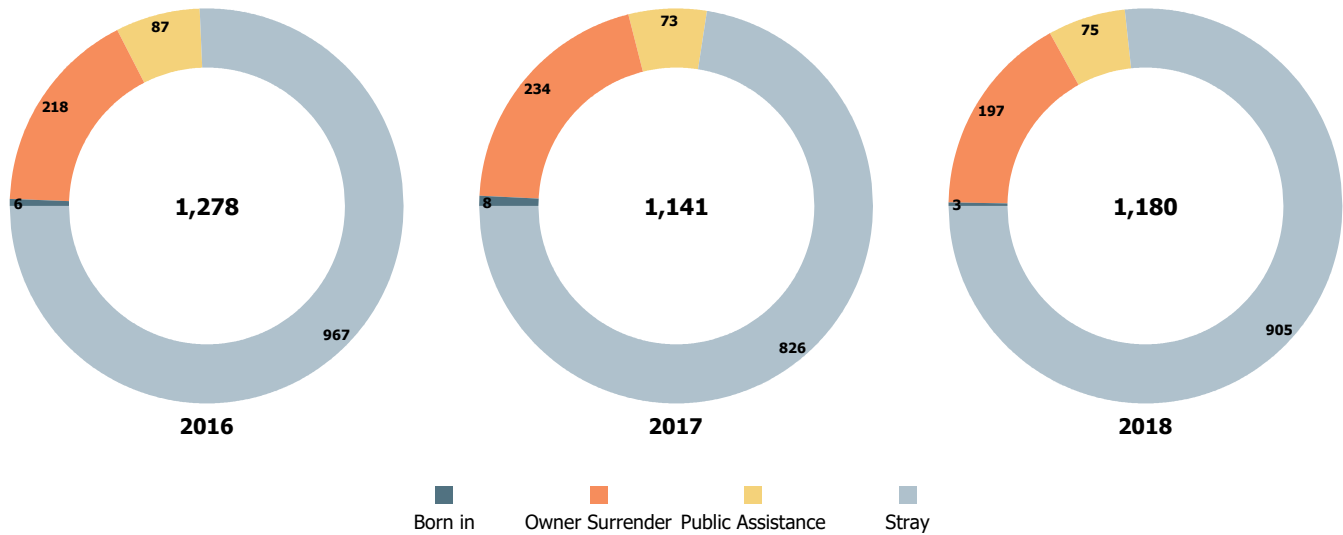


Austin Animal Center November 2016 to 2018 Intakes

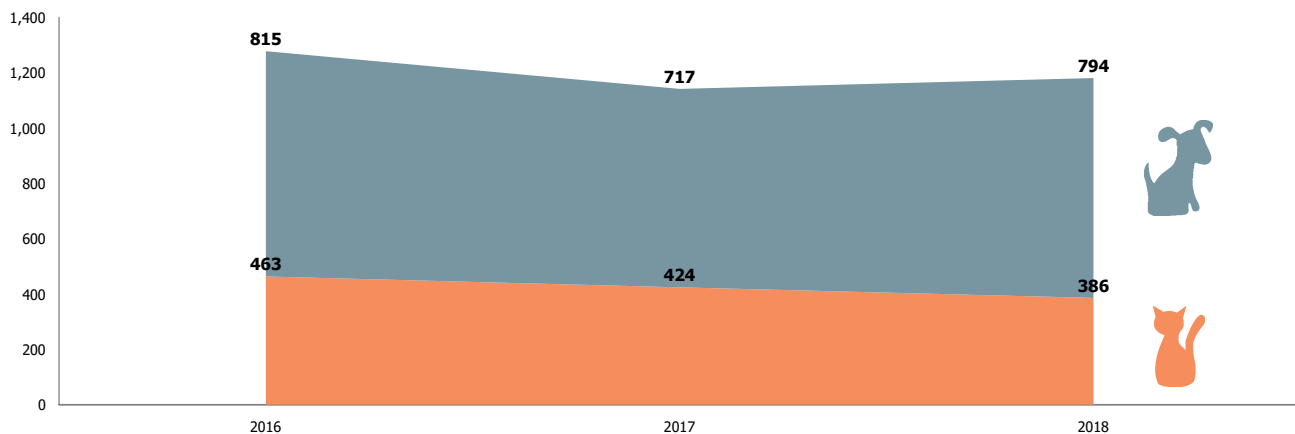


	2016			2017			2018		
	Cat	Dog	Total	Cat	Dog	Total	Cat	Dog	Total
Born in	6	0	6	0	8	8	0	3	3
Owner Surrender	84	134	218	96	138	234	60	137	197
Public Assistance	7	80	87	14	59	73	9	66	75
Stray	366	601	967	314	512	826	317	588	905
Total	463	815	1,278	424	717	1,141	386	794	1,180

Yearly November Intakes by Intake Type



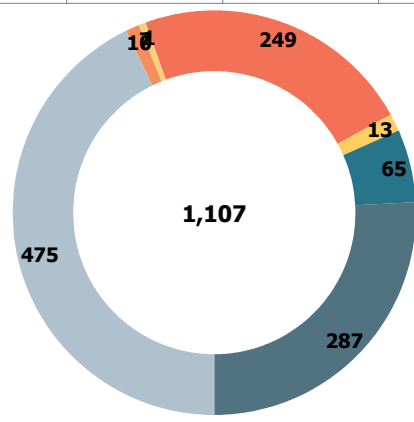
Yearly November Intakes by Animal Type



Austin Animal Center November 2018 Outcomes



	Neonatal Kitten	Kitten	Adult Cat	Neonatal Puppy	Puppy	Adult Dog	Total
Adoption	0	240	58	0	52	125	475
Deceased	1	6	1	0	1	1	10
Humane Euthanasia	0	1	3	0	1	2	7
Missing	0	1	0	0	0	0	1
RTO	0	5	17	0	28	199	249
Rto-Adopt	2	1	2	0	1	7	13
Shelter Neuter Return	0	17	48	0	0	0	65
Transfer	34	30	34	6	52	131	287
Total	37	301	163	6	135	465	1,107



Age Breakdown

Neonatal

under 6 weeks old

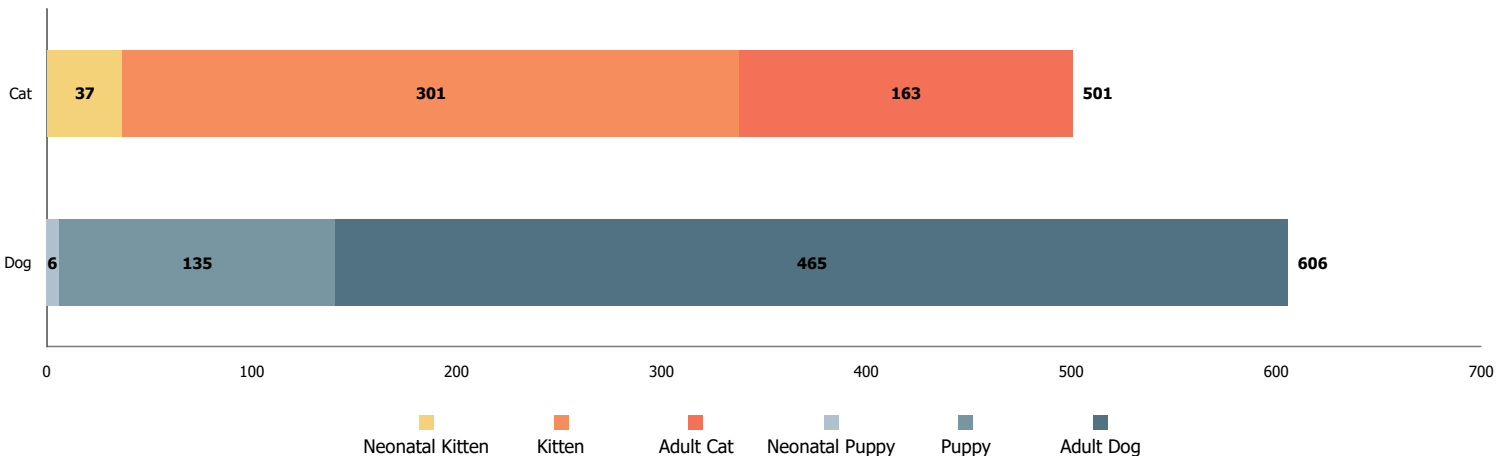
Kitten/Puppy

6 weeks to under 1 year old

Adult

at least 1 year old

Outcomes by Age Breakdown

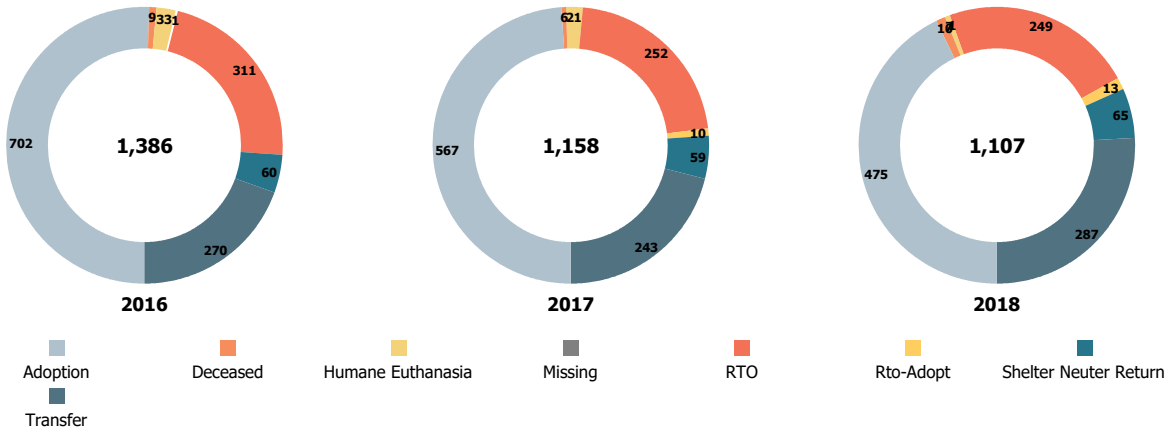


Austin Animal Center November 2016 to 2018 Outcomes

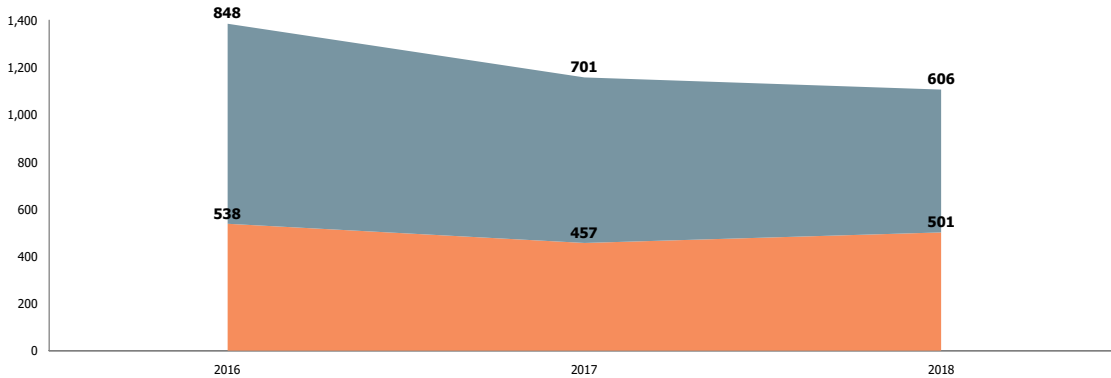


	2016			2017			2018		
	Cat	Dog	Total	Cat	Dog	Total	Cat	Dog	Total
Adoption	308	394	702	258	309	567	298	177	475
Deceased	7	2	9	6	0	6	8	2	10
Humane Euthanasia	19	14	33	15	6	21	4	3	7
Missing	0	1	1	0	0	0	1	0	1
RTO	28	283	311	29	223	252	22	227	249
Rto-Adopt	0	0	0	4	6	10	5	8	13
Shelter Neuter Return	60	0	60	59	0	59	65	0	65
Transfer	116	154	270	86	157	243	98	189	287
Total	538	848	1,386	457	701	1,158	501	606	1,107

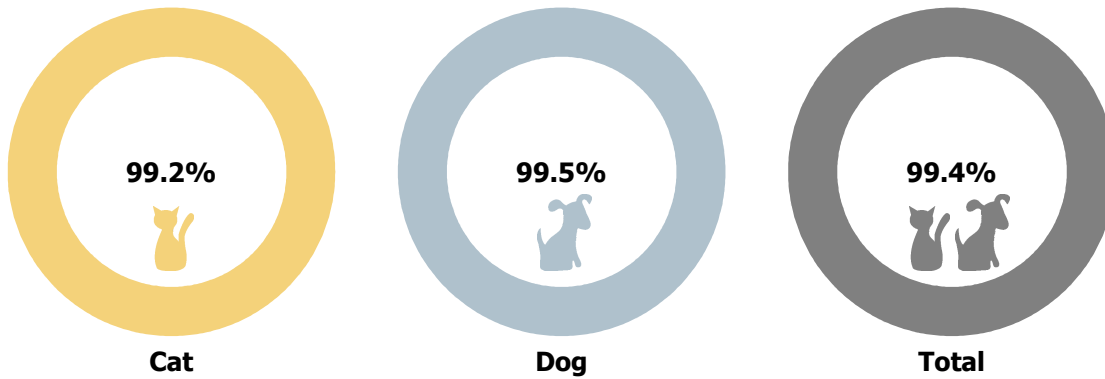
Yearly November Outcomes by Outcome Type



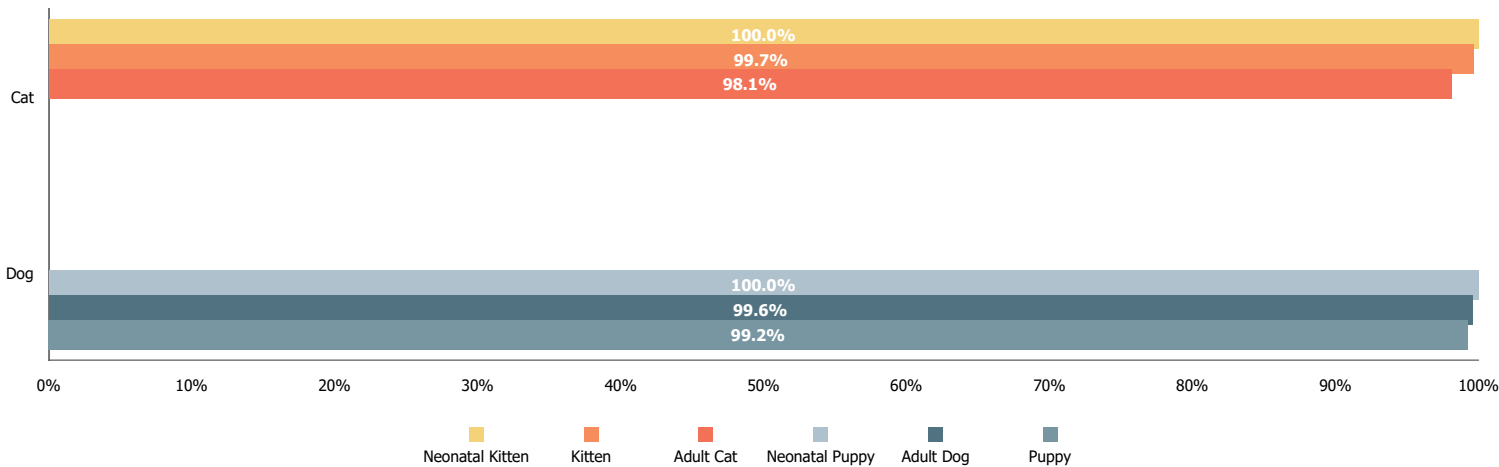
Yearly November Outcomes by Animal Type



Total Live Release Rates



Live Release Rates by Age Breakdown



Yearly November Live Release Rates Compared

