







Austin Animal Center Monthly Report January 2018

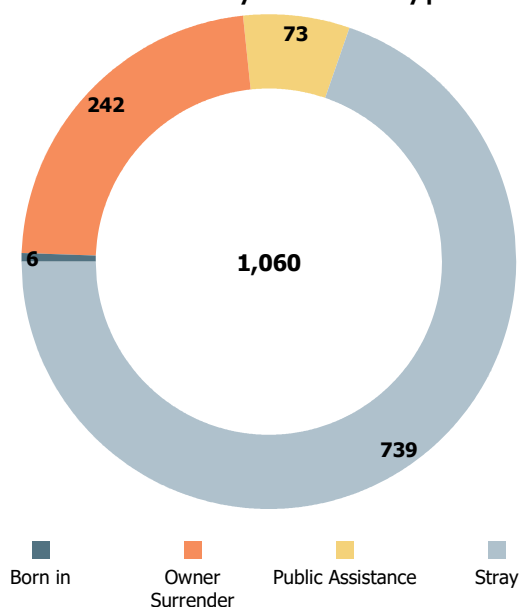


Fiscal Year 2018

Austin Animal Center January 2018 Intakes

	 Neonatal Kitten	 Kitten	 Adult Cat	 Neonatal Puppy	 Puppy	 Adult Dog	Total
Born in	0	0	0	6	0	0	6
Owner Surrender	3	22	47	9	34	127	242
Public Assistance	0	3	6	0	7	57	73
Stray	8	63	111	10	127	420	739
Total	11	88	164	25	168	604	1,060

Intakes by Intake Type





Age Breakdown

Neonatal

  under 6 weeks old

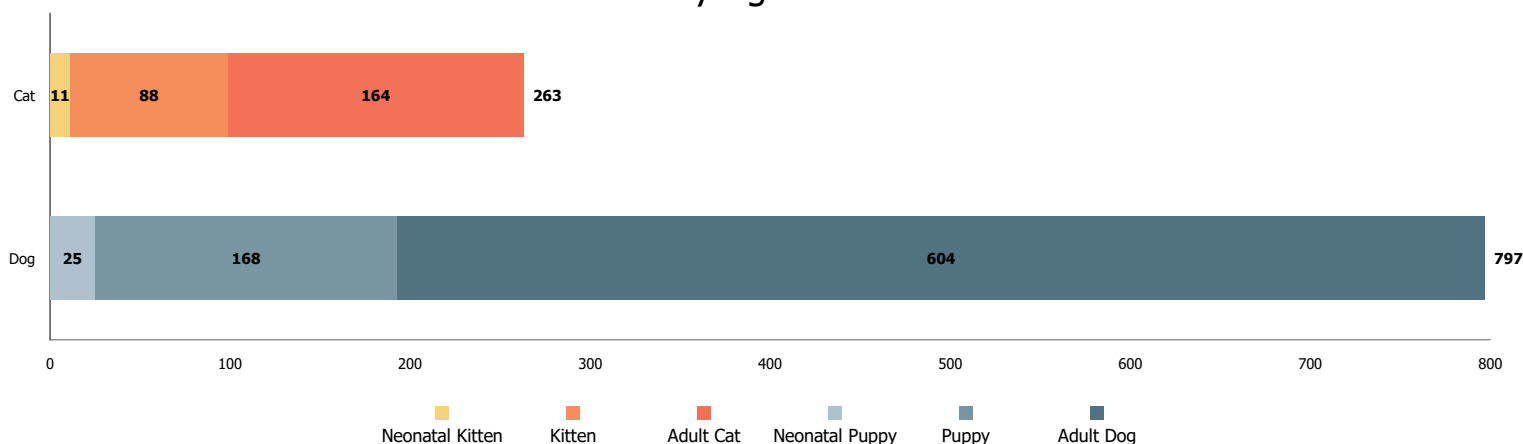
Kitten/Puppy

  6 weeks to under 1 year old

Adult

  at least 1 year old

Intakes by Age Breakdown

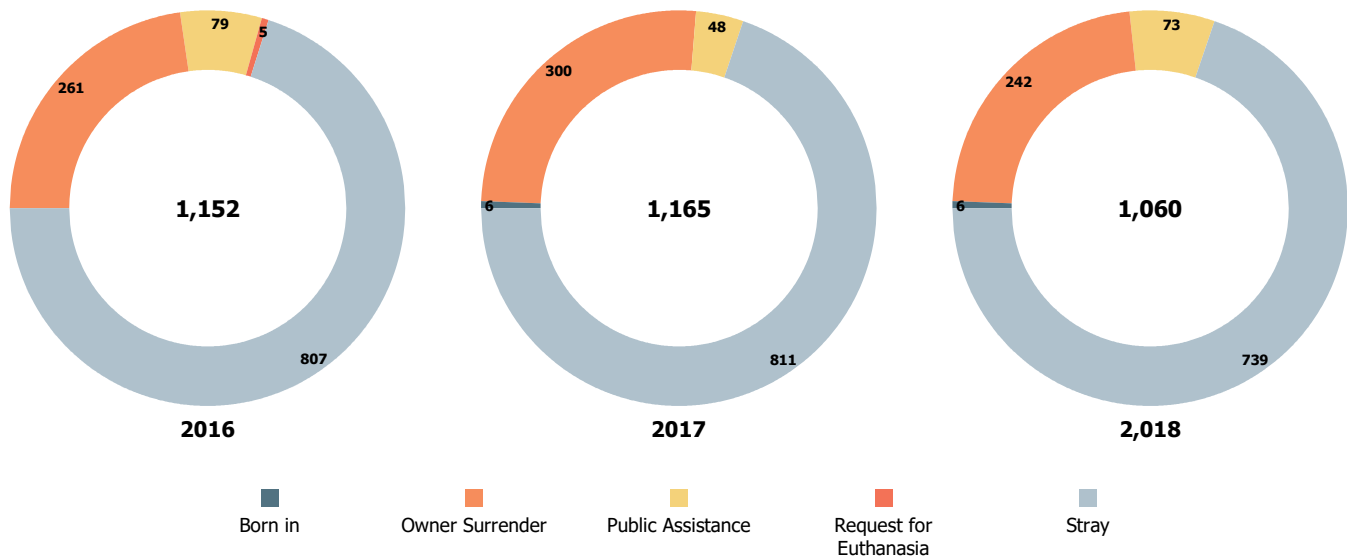


Austin Animal Center January 2016 to 2018 Intakes

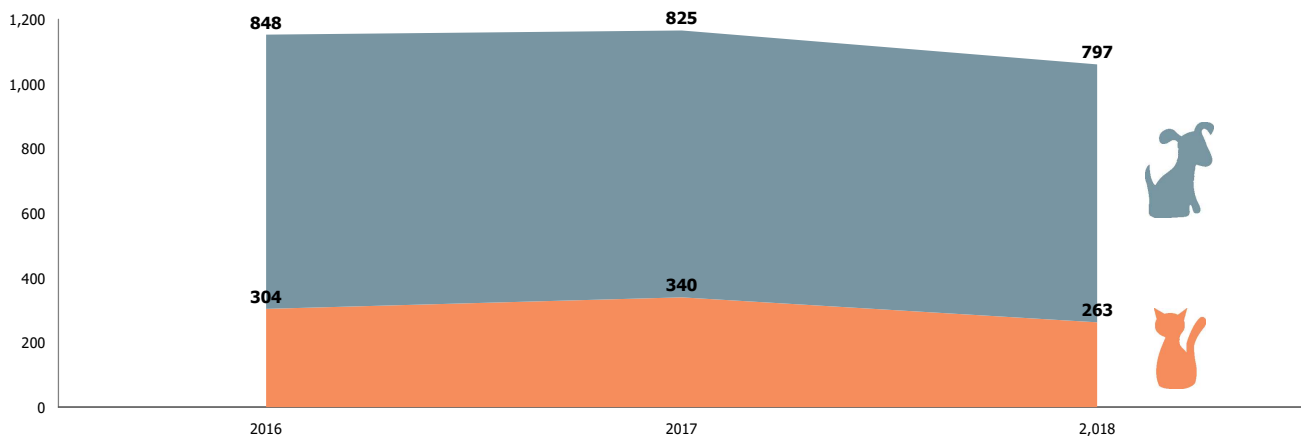


	2016			2017			2018		
	Cat	Dog	Total	Cat	Dog	Total	Cat	Dog	Total
Born in	0	0	0	0	6	6	0	6	6
Owner Surrender	119	142	261	118	182	300	72	170	242
Public Assistance	7	72	79	2	46	48	9	64	73
Request for Euthanasia	0	5	5	0	0	0	0	0	0
Stray	178	629	807	220	591	811	182	557	739
Total	304	848	1,152	340	825	1,165	263	797	1,060







Yearly January Intakes by Intake Type



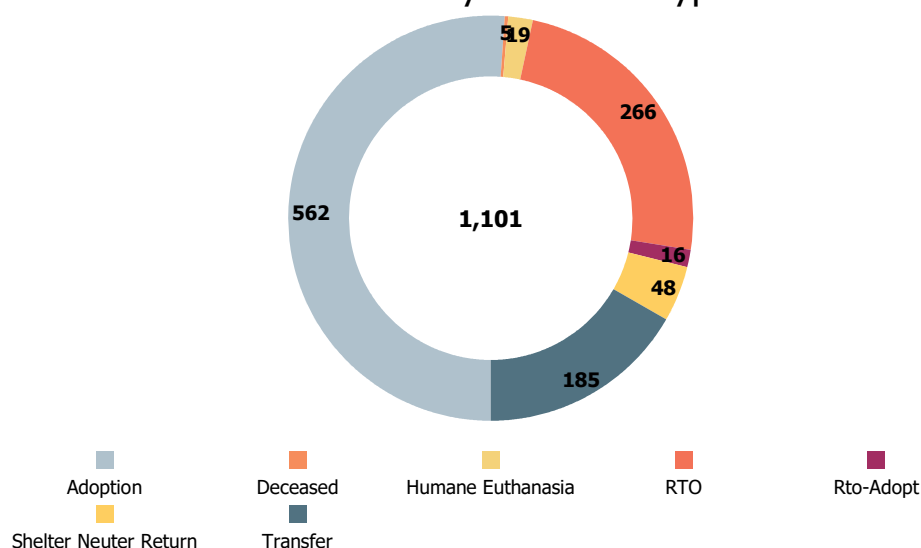
Yearly January Intakes by Animal Type



Austin Animal Center January 2018 Outcomes

	 Neonatal Kitten	 Kitten	 Adult Cat	 Neonatal Puppy	 Puppy	 Adult Dog	Total
Adoption	0	105	73	0	136	248	562
Deceased	0	0	3	1	1	0	5
Humane Euthanasia	0	4	9	0	2	4	19
RTO	0	8	23	0	25	210	266
Rto-Adopt	0	1	7	0	0	8	16
Shelter Neuter Return	0	9	39	0	0	0	48
Transfer	5	9	36	10	27	98	185
Total	5	136	190	11	191	568	1,101

Outcomes by Outcome Type





Age Breakdown

Neonatal

  under 6 weeks old

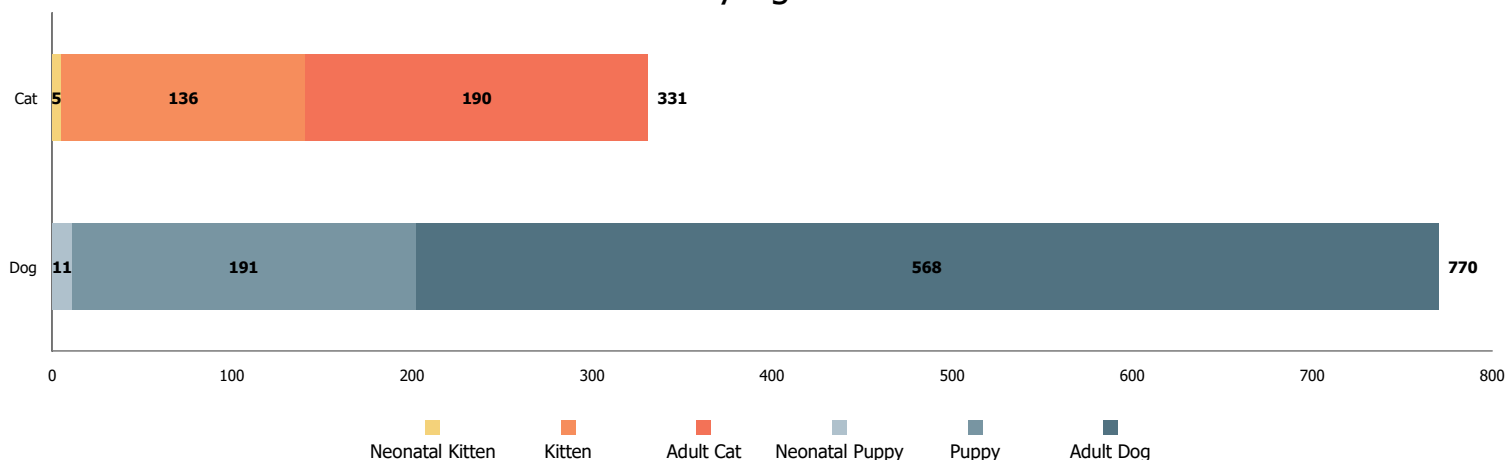
Kitten/Puppy

  6 weeks to under 1 year old

Adult

  at least 1 year old

Outcomes by Age Breakdown

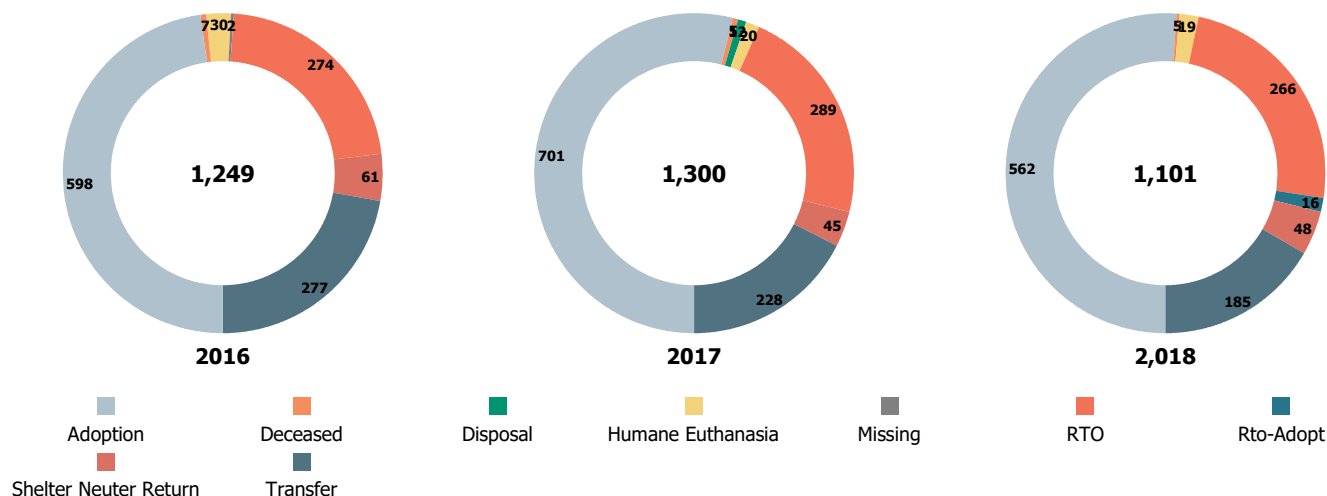


Austin Animal Center January 2016 to 2018 Outcomes

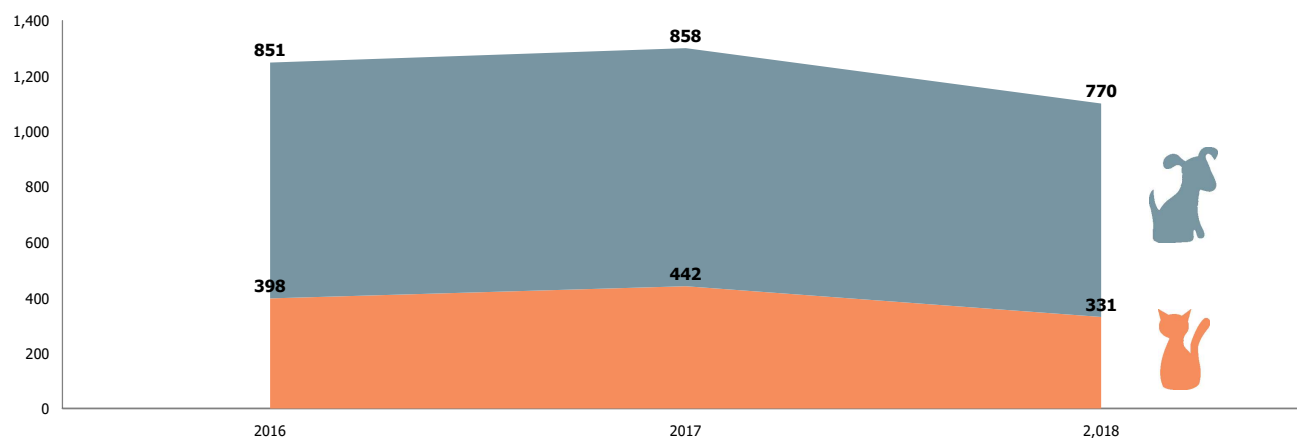


	2016			2017			2018		
	Cat	Dog	Total	Cat	Dog	Total	Cat	Dog	Total
Adoption	234	364	598	250	451	701	178	384	562
Deceased	5	2	7	3	2	5	3	2	5
Disposal	0	0	0	8	4	12	0	0	0
Humane Euthanasia	19	11	30	13	7	20	13	6	19
Missing	1	1	2	0	0	0	0	0	0
RTO	19	255	274	36	253	289	31	235	266
Rto-Adopt	0	0	0	0	0	0	8	8	16
Shelter Neuter Return	61	0	61	45	0	45	48	0	48
Transfer	59	218	277	87	141	228	50	135	185
Total	398	851	1,249	442	858	1,300	331	770	1,101

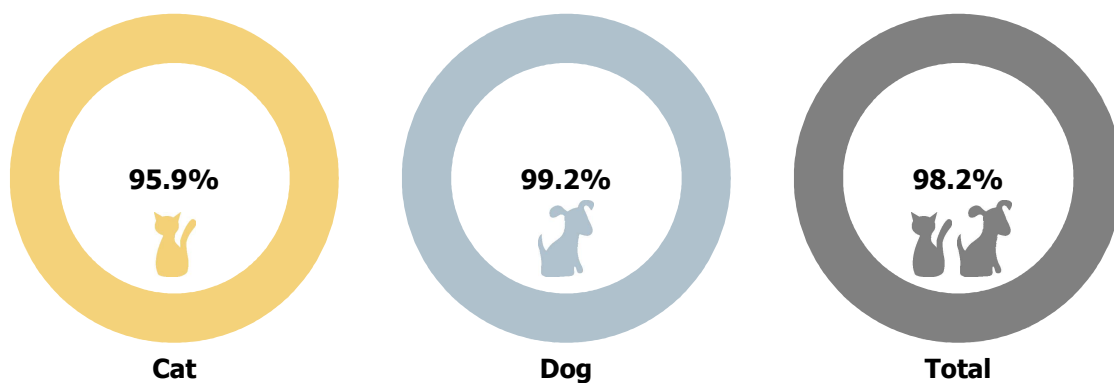
Yearly January Outcomes by Outcome Type



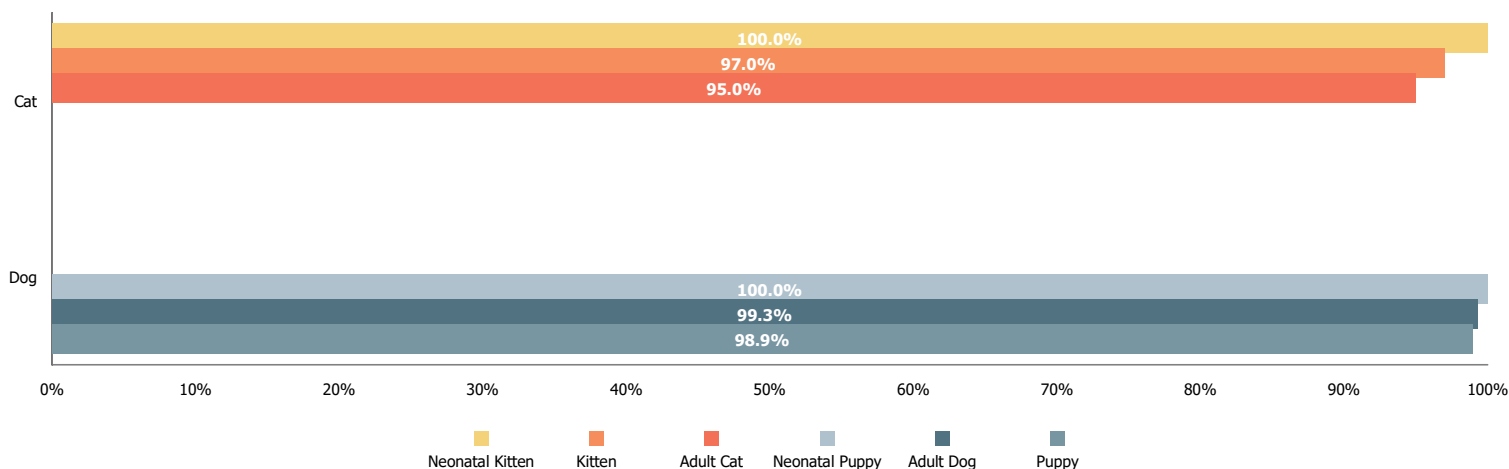
Yearly January Outcomes by Animal Type



Total Live Release Rates



Live Release Rates by Age Breakdown



Yearly January Live Release Rates Compared

