







Austin Animal Center Monthly Report October 2014

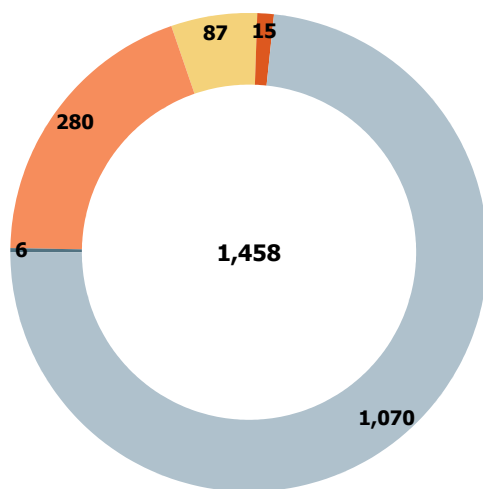


Fiscal Year 2015

Austin Animal Center October 2014 Intakes

	 Neonatal Kitten	 Kitten	 Adult Cat	 Neonatal Puppy	 Puppy	 Adult Dog	Total
Born in	0	0	0	6	0	0	6
Owner Surrender	16	54	56	0	55	99	280
Public Assistance	0	2	10	1	7	67	87
Request for Euthanasia	0	2	1	0	1	11	15
Stray	181	175	108	11	176	419	1,070
Total	197	233	175	18	239	596	1,458



Intakes by Intake Type





 Born in
  Owner Surrender
  Public Assistance
  Request for Euthanasia
  Stray

Age Breakdown

Neonatal

  under 6 weeks old

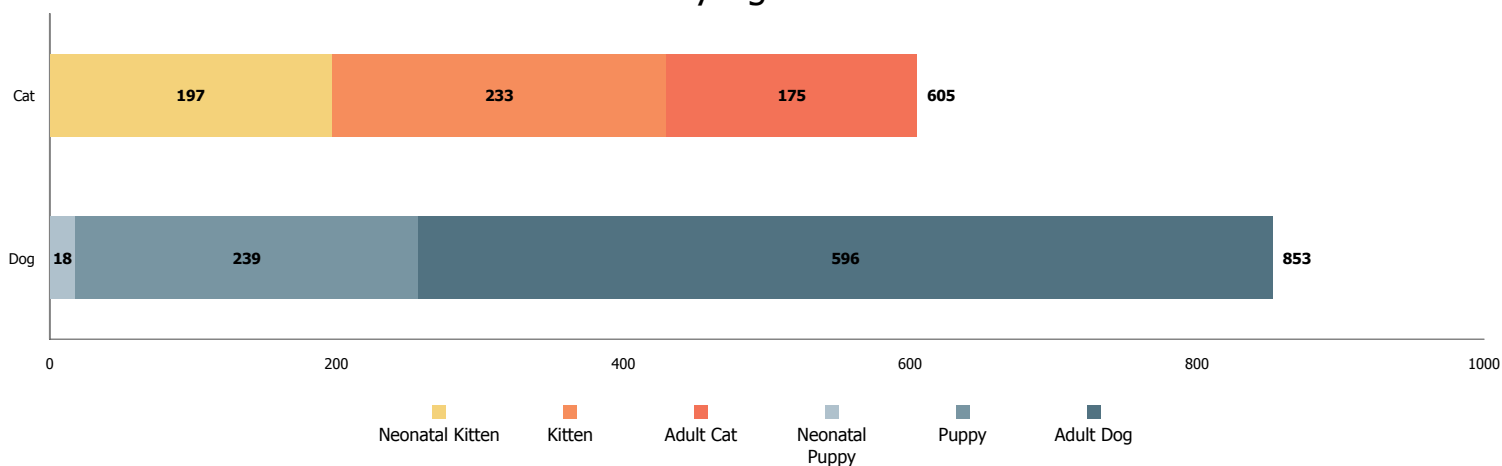
Kitten/Puppy

  6 weeks to under 1 year old


Adult

  at least 1 year old

Intakes by Age Breakdown

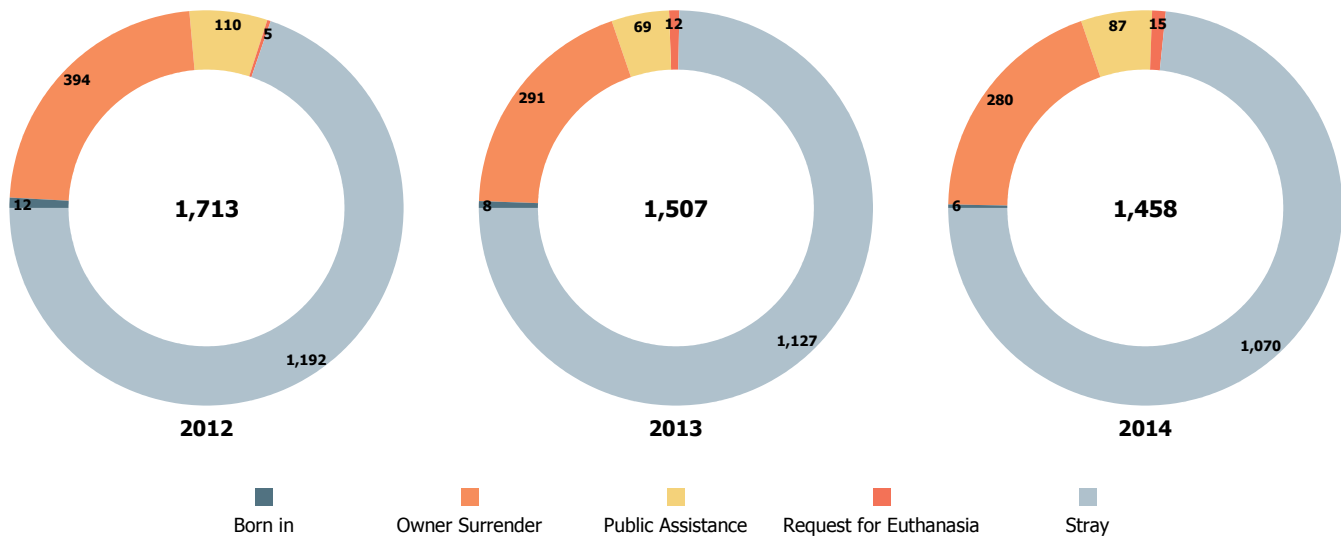


Austin Animal Center October 2012 to 2014 Intakes

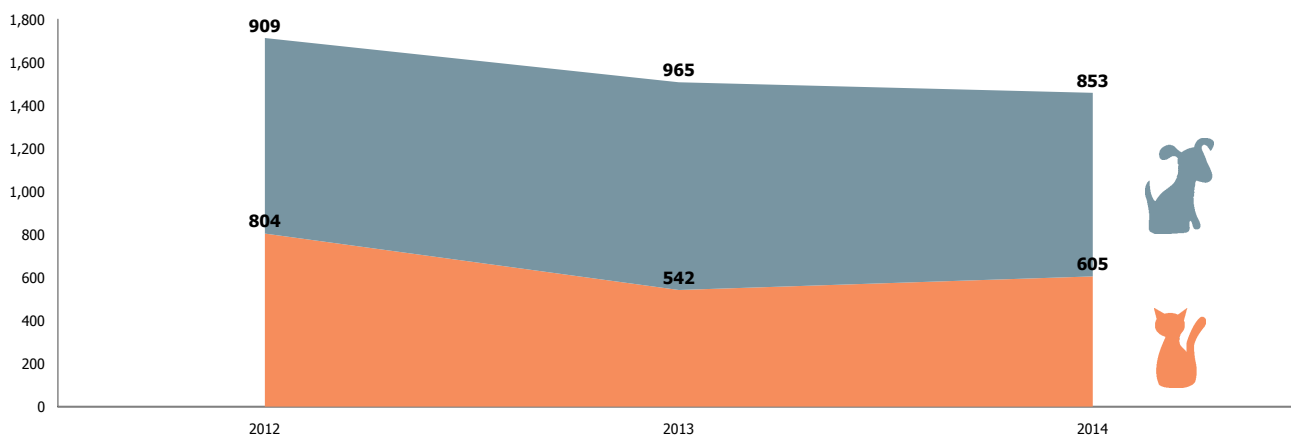


	2012			2013			2014		
	Cat	Dog	Total	Cat	Dog	Total	Cat	Dog	Total
Born in	4	8	12	0	8	8	0	6	6
Owner Surrender	202	192	394	117	174	291	126	154	280
Public Assistance	18	92	110	3	66	69	12	75	87
Request for Euthanasia	1	4	5	3	9	12	3	12	15
Stray	579	613	1,192	419	708	1,127	464	606	1,070
Total	804	909	1,713	542	965	1,507	605	853	1,458







Yearly October Intakes by Intake Type



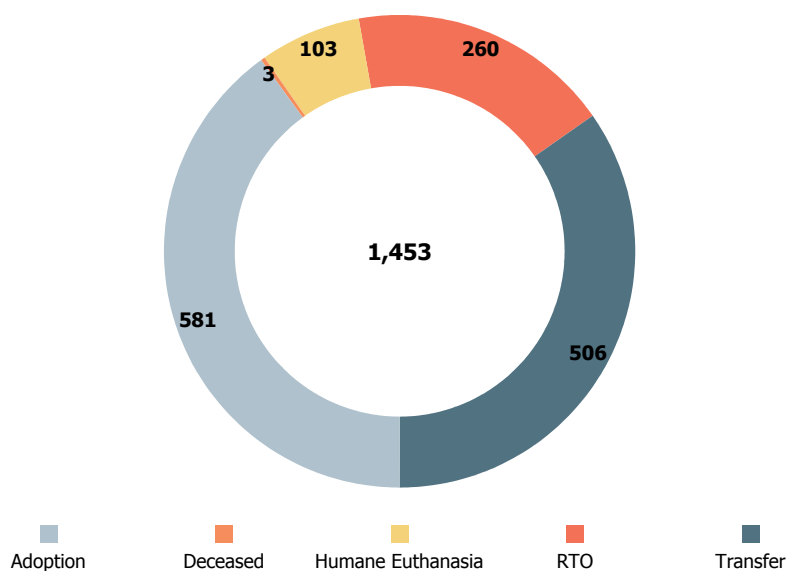
Yearly October Intakes by Animal Type



Austin Animal Center October 2014 Outcomes

	 Neonatal Kitten	 Kitten	 Adult Cat	 Neonatal Puppy	 Puppy	 Adult Dog	Total
Adoption	0	170	57	0	135	219	581
Deceased	1	2	0	0	0	0	3
Humane Euthanasia	7	13	18	0	4	61	103
RTO	0	9	20	1	20	210	260
Transfer	114	94	93	13	79	113	506
Total	122	288	188	14	238	603	1,453

Outcomes by Outcome Type





Age Breakdown

Neonatal

  under 6 weeks old

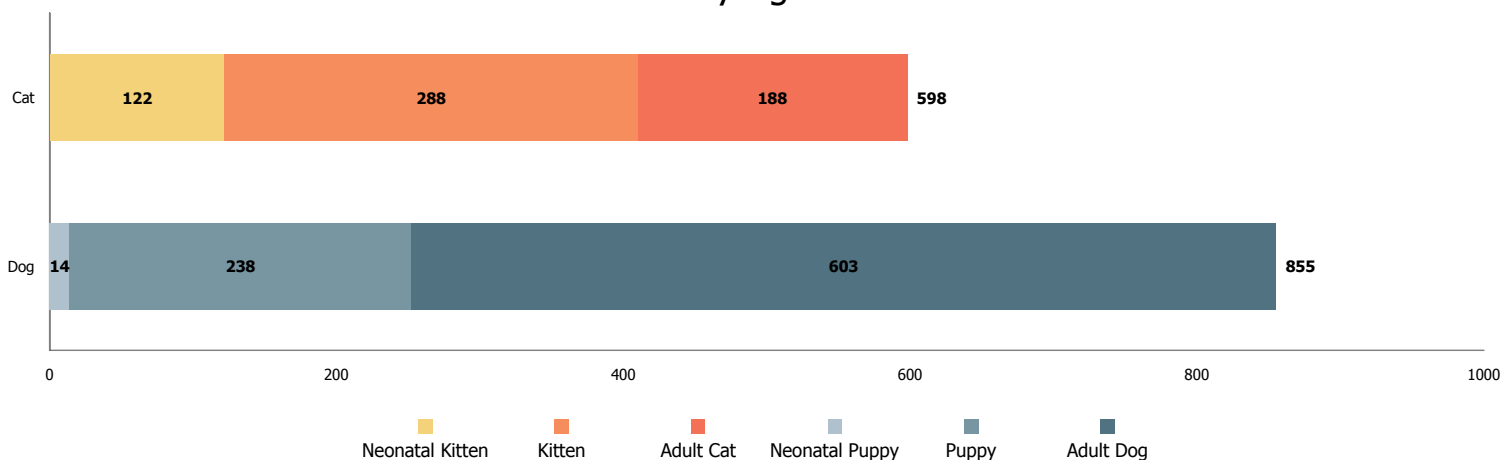
Kitten/Puppy

  6 weeks to under 1 year old

Adult

  at least 1 year old

Outcomes by Age Breakdown

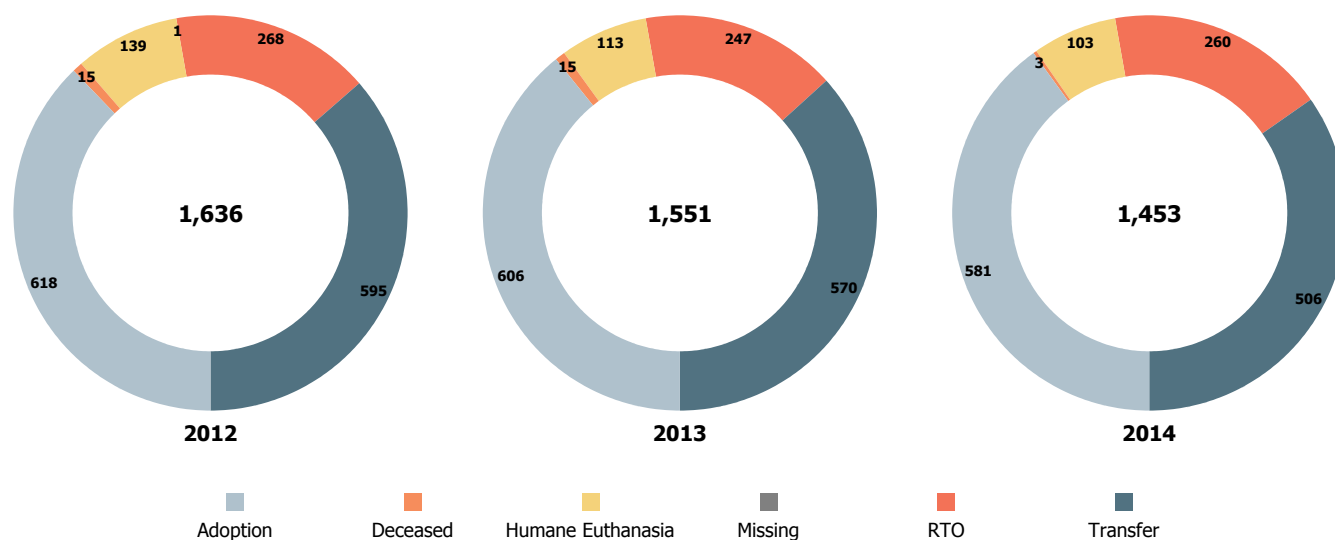


Austin Animal Center October 2012 to 2014 Outcomes

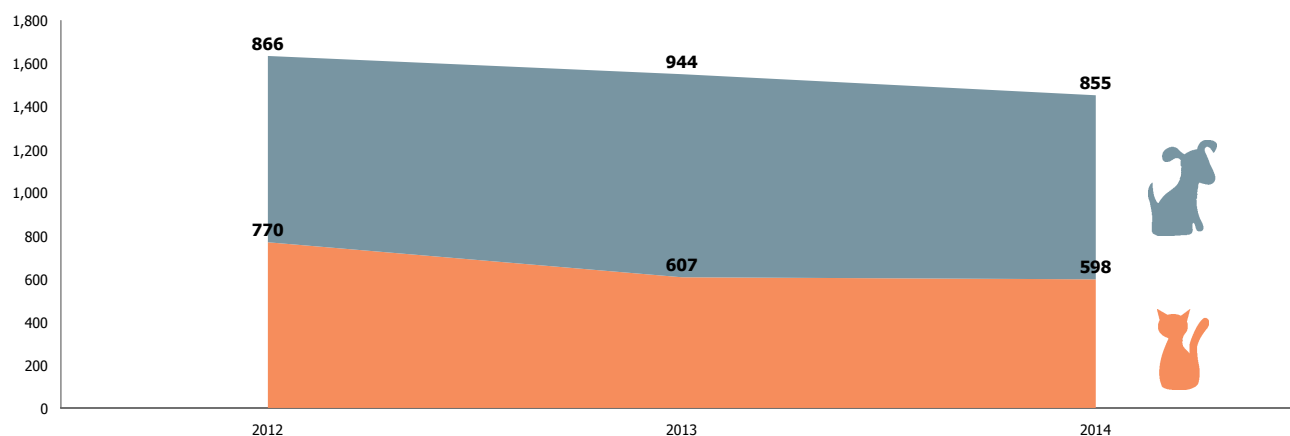


	2012			2013			2014		
	Cat	Dog	Total	Cat	Dog	Total	Cat	Dog	Total
Adoption	283	335	618	241	365	606	227	354	581
Deceased	10	5	15	11	4	15	3	0	3
Humane Euthanasia	70	69	139	43	70	113	38	65	103
Missing	1	0	1	0	0	0	0	0	0
RTO	21	247	268	14	233	247	29	231	260
Transfer	385	210	595	298	272	570	301	205	506
Total	770	866	1,636	607	944	1,551	598	855	1,453

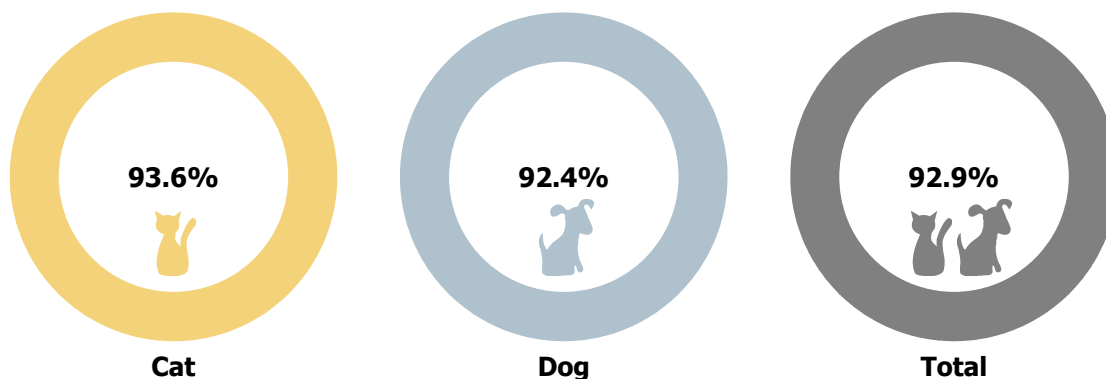
Yearly October Outcomes by Outcome Type



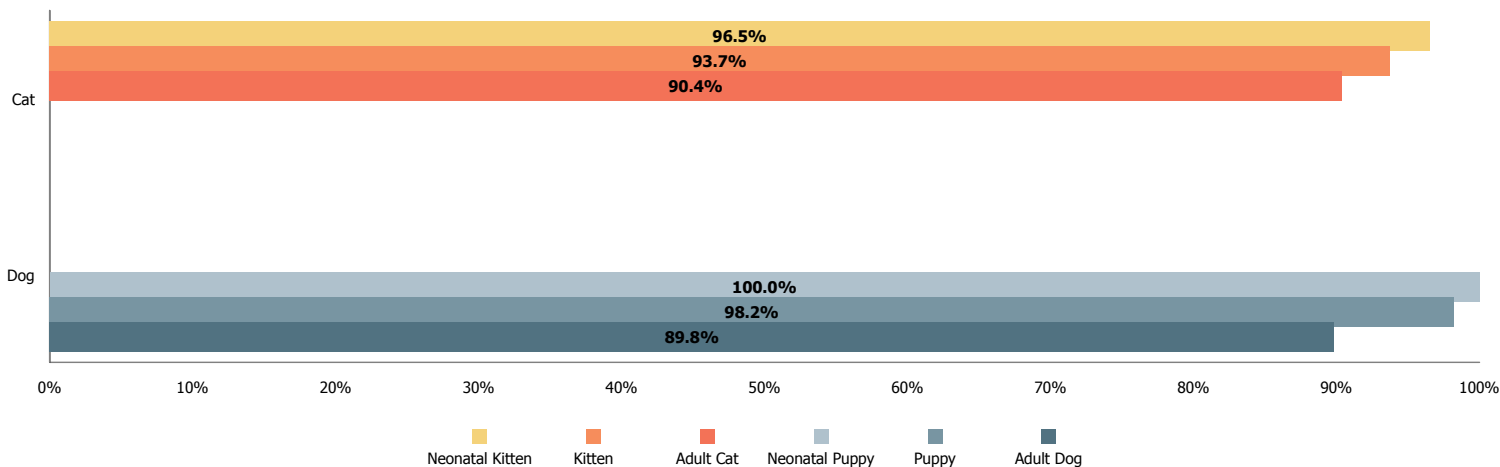
Yearly October Outcomes by Animal Type



Total Live Release Rates



Live Release Rates by Age Breakdown



Yearly October Live Release Rates Compared

