


Austin Animal Center Monthly Report October 2017



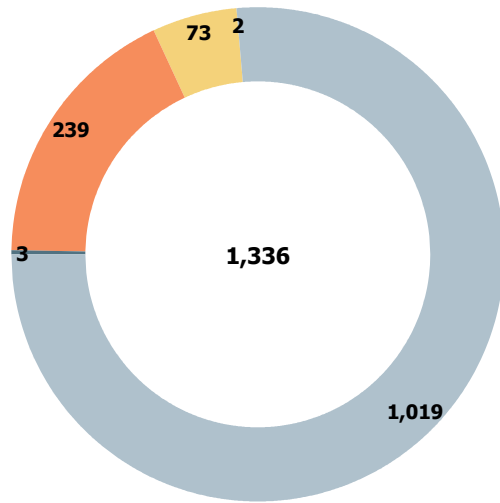
Fiscal Year 2017

Austin Animal Center October 2017 Intakes



	Neonatal Kitten	Kitten	Adult Cat	Neonatal Puppy	Puppy	Adult Dog	Total
Born in	3	0	0	0	0	0	3
Owner Surrender	3	35	55	3	42	101	239
Public Assistance	0	0	5	0	8	60	73
Request for Euthanasia	0	0	1	0	0	1	2
Stray	125	150	136	3	190	415	1,019
Total	131	185	197	6	240	577	1,336

Intakes by Intake Type



■ Born in
 ■ Owner Surrender
 ■ Public Assistance
 ■ Request for Euthanasia
 ■ Stray

Age Breakdown

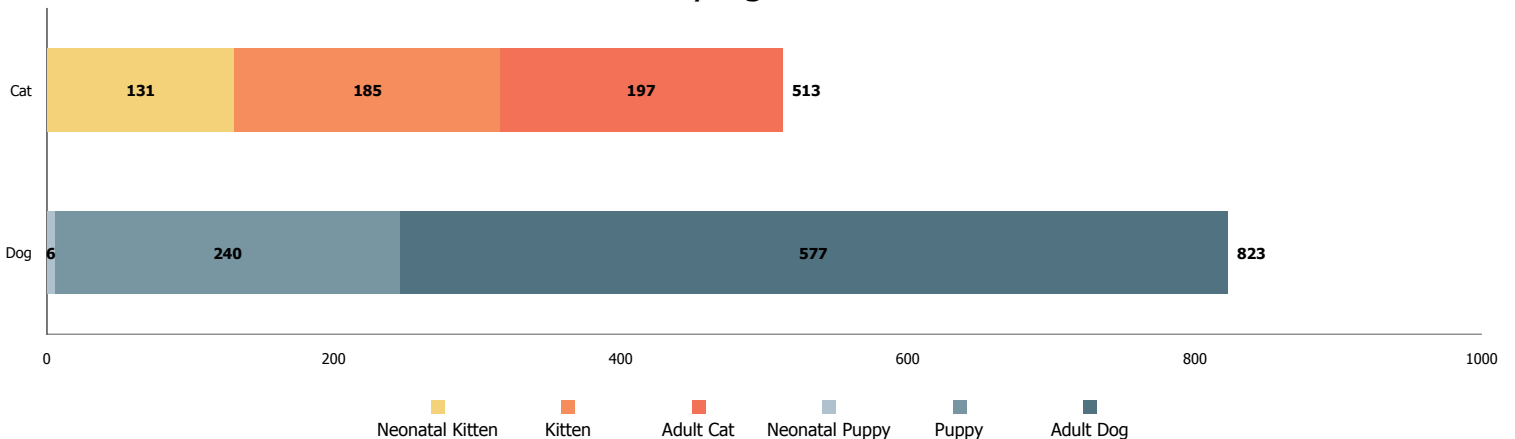
- Neonatal**

 under 6 weeks old
- Kitten/Puppy**

 6 weeks to under 1 year old
- Adult**

 at least 1 year old

Intakes by Age Breakdown

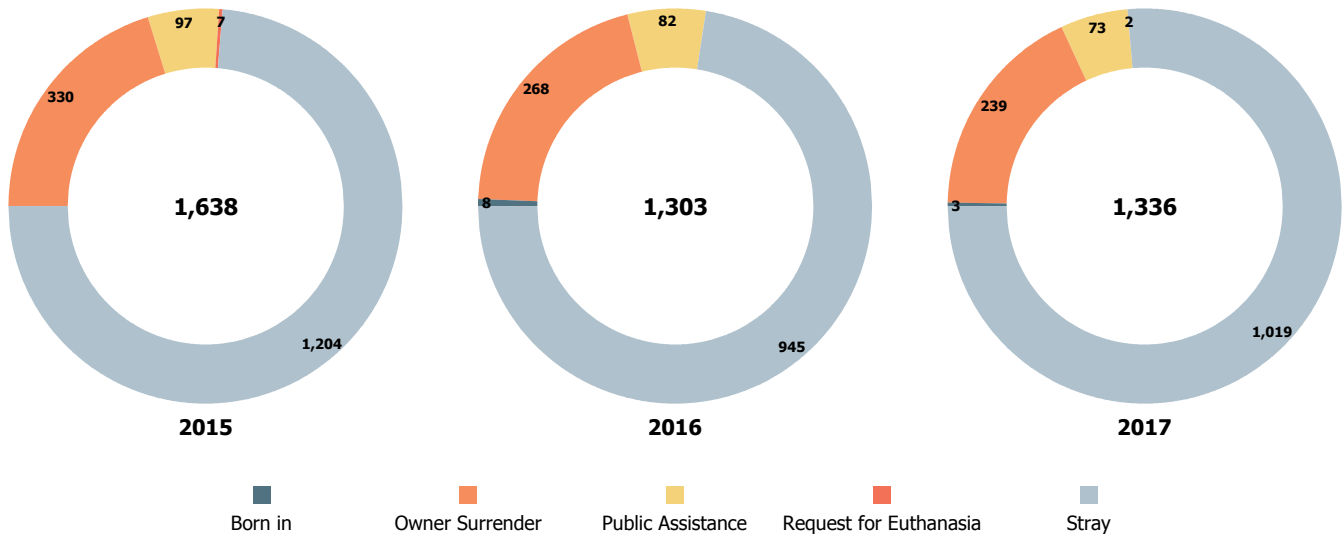


Austin Animal Center October 2015 to 2017 Intakes

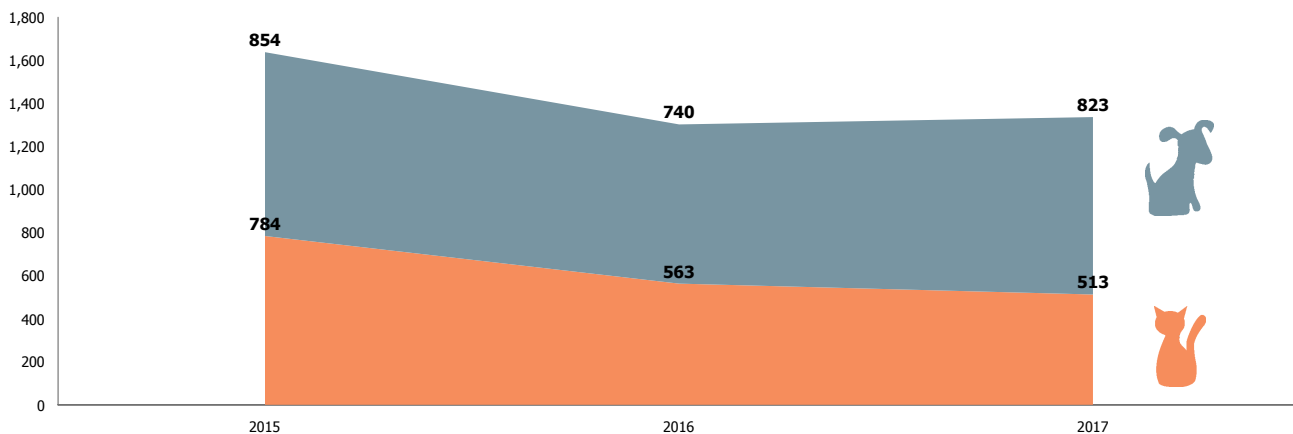


	2015			2016			2017		
	Cat	Dog	Total	Cat	Dog	Total	Cat	Dog	Total
Born in	0	0	0	4	4	8	3	0	3
Owner Surrender	176	154	330	115	153	268	93	146	239
Public Assistance	13	84	97	9	73	82	5	68	73
Request for Euthanasia	2	5	7	0	0	0	1	1	2
Stray	593	611	1,204	435	510	945	411	608	1,019
Total	784	854	1,638	563	740	1,303	513	823	1,336

Yearly October Intakes by Intake Type



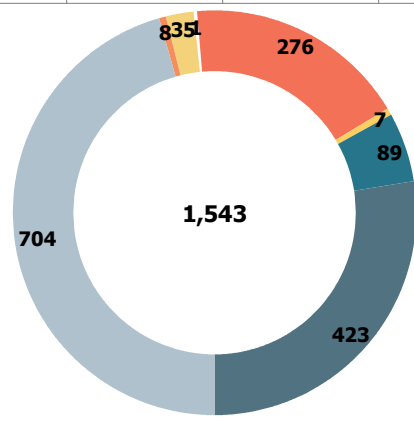
Yearly October Intakes by Animal Type



Austin Animal Center October 2017 Outcomes



	Neonatal Kitten	Kitten	Adult Cat	Neonatal Puppy	Puppy	Adult Dog	Total
Adoption	0	204	78	0	168	254	704
Deceased	1	4	1	0	1	1	8
Humane Euthanasia	4	5	16	1	0	9	35
Missing	0	1	0	0	0	0	1
RTO	0	5	26	0	32	213	276
Rto-Adopt	0	0	1	0	2	4	7
Shelter Neuter Return	0	30	59	0	0	0	89
Transfer	62	57	36	0	65	203	423
Total	67	306	217	1	268	684	1,543



Age Breakdown

Neonatal

under 6 weeks old

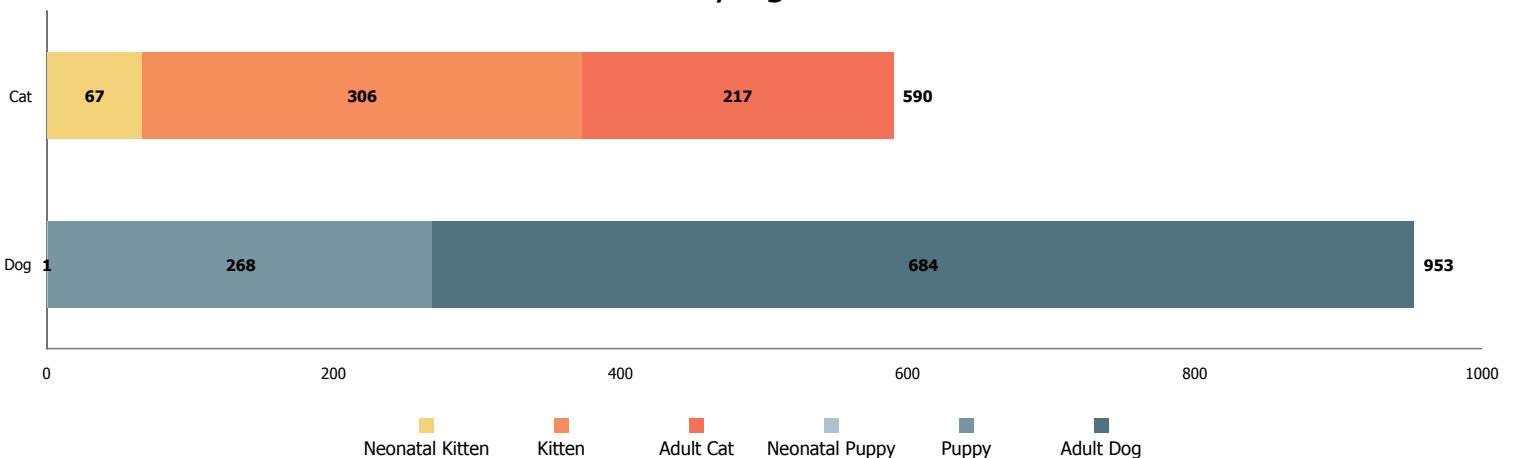
Kitten/Puppy

6 weeks to under 1 year old

Adult

at least 1 year old

Outcomes by Age Breakdown

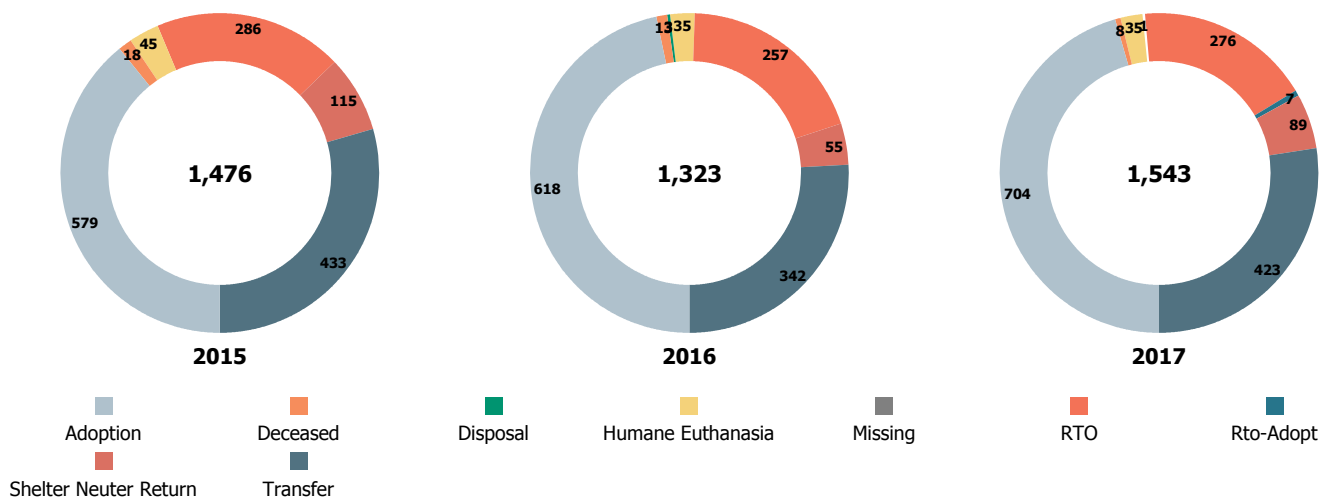


Austin Animal Center October 2015 to 2017 Outcomes

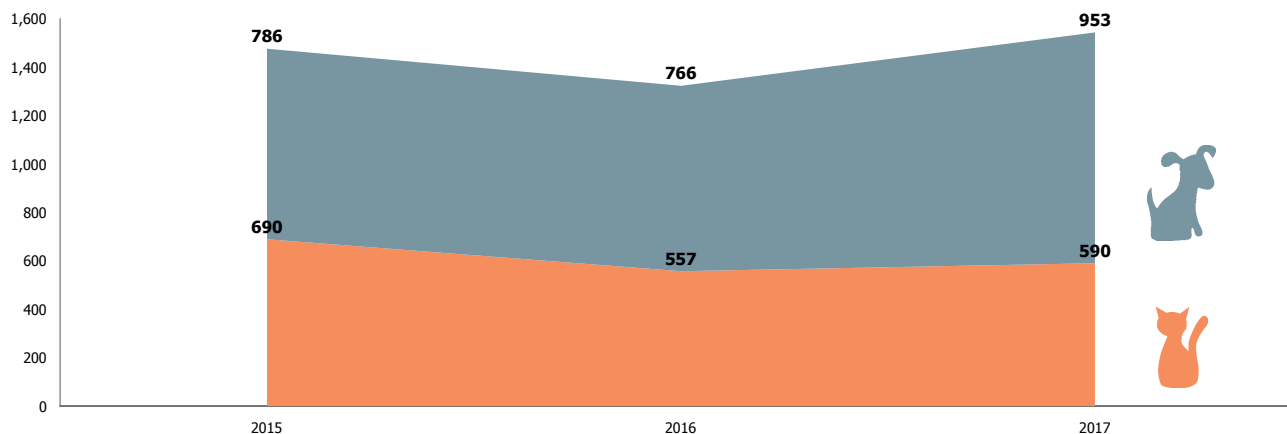


	2015			2016			2017		
	Cat	Dog	Total	Cat	Dog	Total	Cat	Dog	Total
Adoption	241	338	579	229	389	618	282	422	704
Deceased	17	1	18	7	6	13	6	2	8
Disposal	0	0	0	2	1	3	0	0	0
Humane Euthanasia	29	16	45	24	11	35	25	10	35
Missing	0	0	0	0	0	0	1	0	1
RTO	29	257	286	38	219	257	31	245	276
Rto-Adopt	0	0	0	0	0	0	1	6	7
Shelter Neuter Return	115	0	115	55	0	55	89	0	89
Transfer	259	174	433	202	140	342	155	268	423
Total	690	786	1,476	557	766	1,323	590	953	1,543

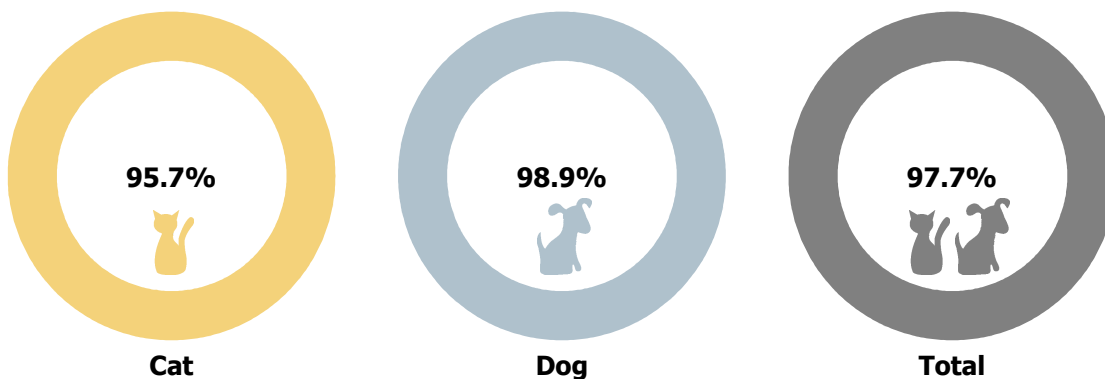
Yearly October Outcomes by Outcome Type



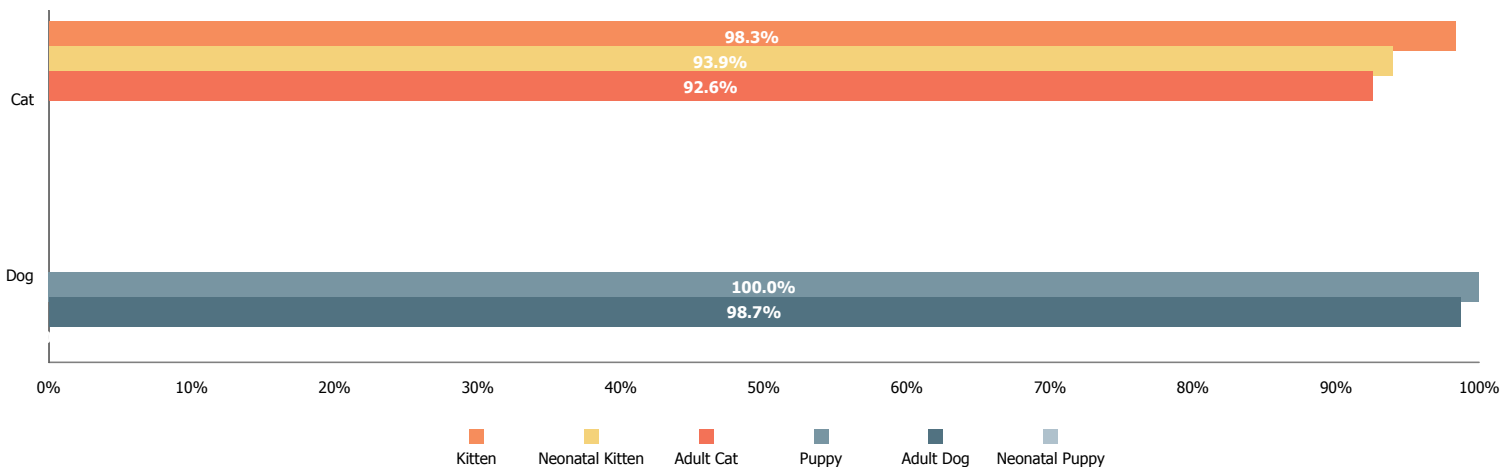
Yearly October Outcomes by Animal Type



Total Live Release Rates



Live Release Rates by Age Breakdown



Yearly October Live Release Rates Compared

