



Austin Parks and Recreation Department

George Washington Carver Museum, Cultural and Genealogy Center

Facility Expansion Phases 1a and 1b



Community Open House
January 7, 2024

Agenda

- **Welcome**
- **Introductions**
- **Purpose of Today's Discussion**
- **Overview of Planning Process**
- **Opportunity for Input**
- **Upcoming Meetings**
- **Next Steps**

Meet the Team

Parks and Recreation Department

- Anthony “Tony” Hron, Associate Project Manager (SPOC)
- Adrienne O’Keefe, Community Engagement Specialist
- Marjorie Flanagan, Division Manager Museums and Cultural Programs
 - Carver Staff: Carre Adams, J. Savannah, Christine Pasculado, Dawn Burnside, and Freddie Crocheron

Adisa Communications

- Shuronda Robinson, CEO/President
- Millie Williams, Project Manager



Purpose of Today's Discussion

Collect Diverse Community Input

- Historical Knowledge
- Recent to the community

Identify Key Priorities for Expansion

- Understand and prioritize community's specific needs and desires for the recommended improvements.

Build Stronger Community Connections and Ownership



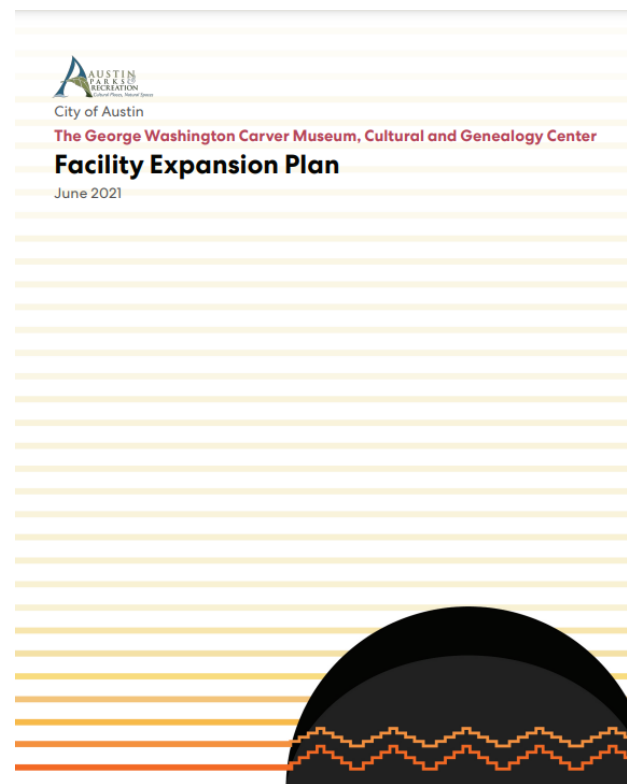


Expansion Plan Overview

2021 Council-Approved Facility Expansion

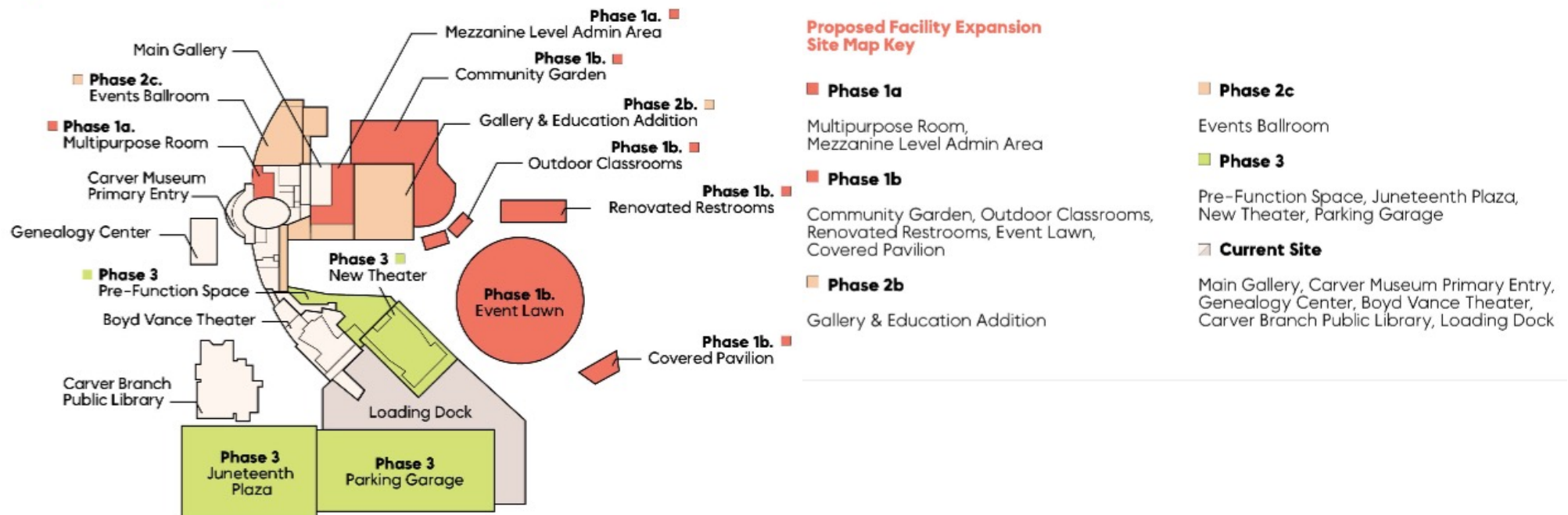
A 2000 Feasibility Study outlined an expansion plan for the Carver Museum which led to the construction of the facility you see today.

In 2021, Council approved a new Facility Expansion Plan, which incorporated extensive community engagement, ensuring the Carver remains a hub for history, education, and culture. Phase 1a and 1b are the first facility expansion recommendations identified in the 2021 plan.



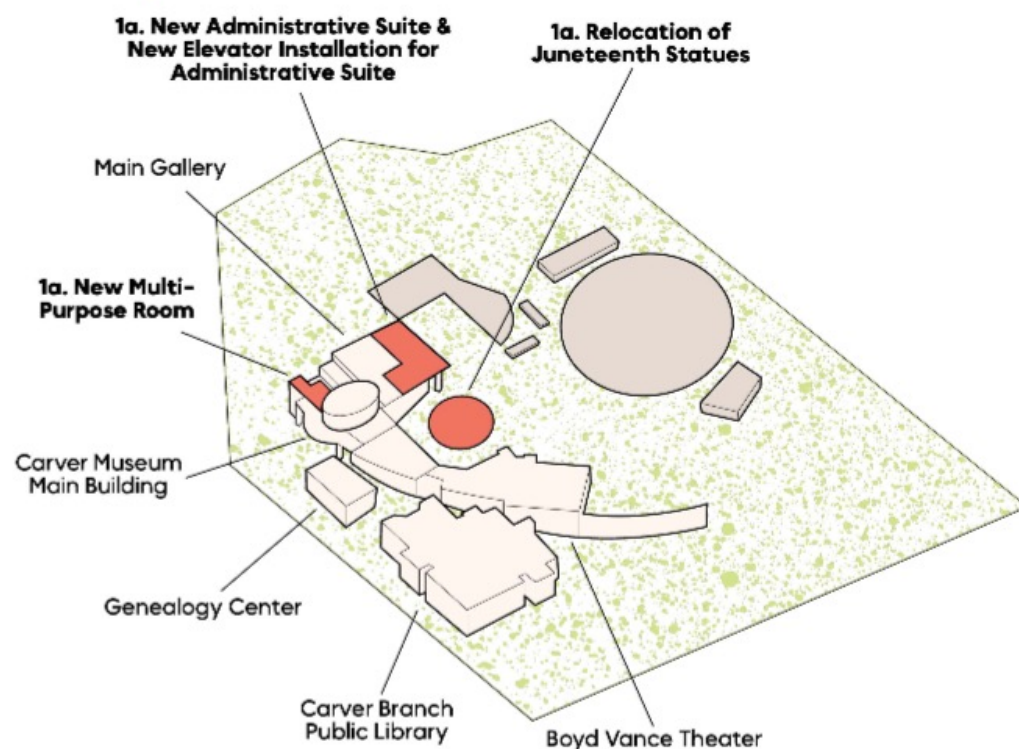
George Washington Carver Museum

Proposed Facility Expansion Site Map



Phase 1a Improvements

Proposed Phase 1a Site Map



Phase 1a - Building Renovations

Transforming Interior Spaces for a Better Visitor Experience

New Multi-Purpose Room

Conversion of the existing administrative suite into a versatile space for community events, classes, and workshops.

New Administrative Suite

Relocation of staff offices to a newly designed mezzanine-level suite to maximize interior efficiency.

New Elevator Installation for Administrative Suite

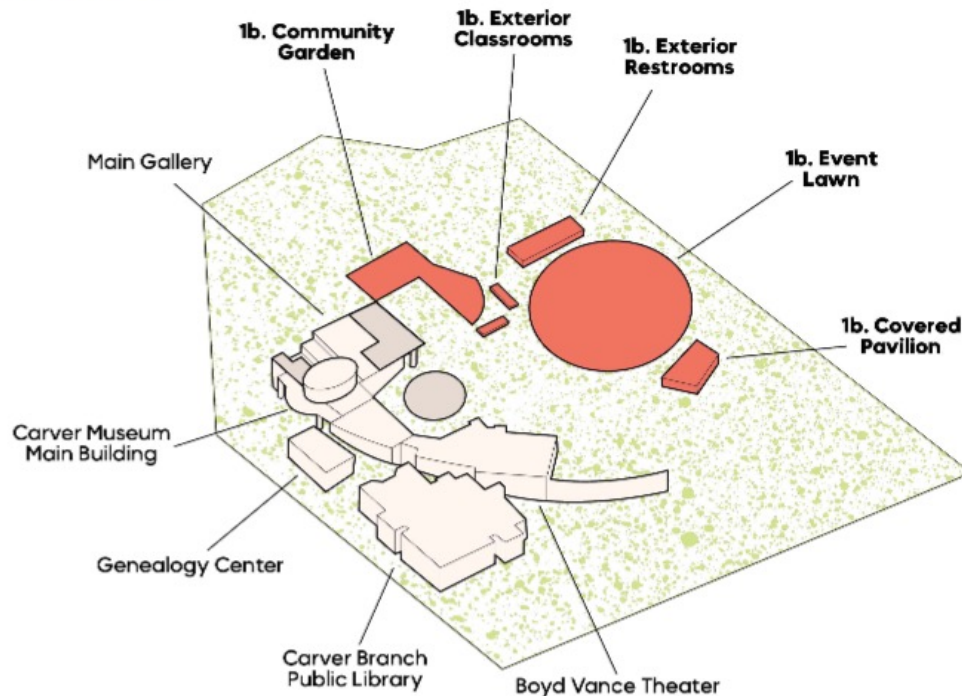
Relocation of Juneteenth Statues

A new location will be determined in conjunction with stakeholders, with a focus on visibility and security.



Phase 1b Improvements

Proposed Phase 1b Site Map



Phase 1b – Outdoor Spaces & Site Improvements

Re-imagining Outdoor Areas for Community Use

Outdoor Classrooms

Spaces for educational programs, workshops, and community gatherings.

Updated Community Garden

A vibrant area to learn about healthy foods and how to grow them.

Renovated Public Restrooms

Upgraded facilities to better serve visitors and support larger events.

Flexible Event Lawn with Covered Pavilion

A versatile green space equipped to support performances, festivals, and community events.

Community Engagement

Community Engagement Overview 2021 Plan

Community Meetings: 3

**Technical Advisory
Group Meetings: 3**

**Small Group 8 Groups
Discussions: 77 Participants**

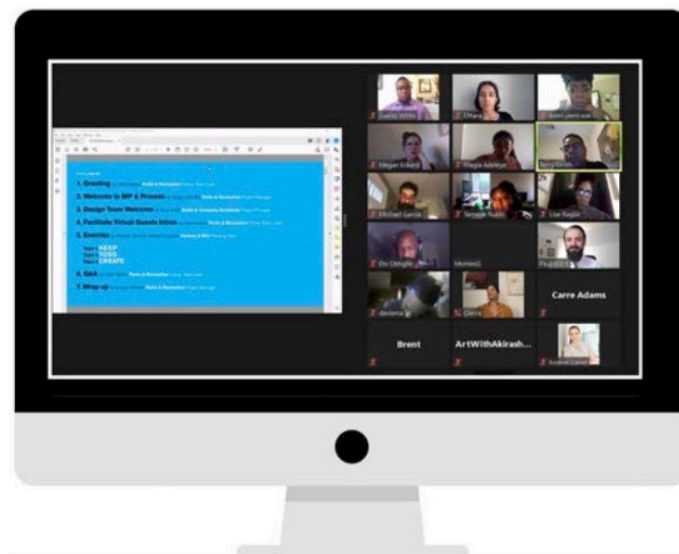


- Performing Artists
- Carver Task Force
- Civic Leaders
- Visual Artists
- CoA African American Employees
- Carver Museum Staff
- Carver Ambassadors
- African American Resource Advisory Commission

**Community Meeting
Participants: 73**

A VIRTUAL ADVENTURE...!

100% Online Planning Process



Community Engagement Input

Community Input Opportunity	Determined in the Existing Plan
Indoor Multipurpose Area	Administrative Suite On New Mezzanine
New Community Garden	New Elevator for Administrative Suite
Flexible Event Lawn with Covered Pavillion	Updated Outdoor Restrooms
Relocation of Juneteenth Statues	
Outdoor Classrooms	

What We Heard – Indoor Multipurpose Area

1. Make it Flexible

Build a room that can be used for lots of different events. It should be easy for people to set it up for multiple types of programming (e.g. meetings, yoga, presentations, ect.). Design a configural workspace that accommodates diverse needs, including small meetings, workshops, and large events of up to 150 people to have people utilizing the building on a regular basis.

2. Make it Easy to Use

Add features like strong Wi-Fi, easy-to-use audio and video equipment.

3. Add a Kitchen

Having a small residential- scale kitchen area will make it easy to serve food or drinks during events and optimize ease of use and event logistics and enhance the venue's capacity to host events, supporting equitable access to both cultural and health-focused programming.

What We Heard – Indoor Multipurpose Area

4. Celebrate Together

Use the room for important events like Juneteenth celebrations or community meetings. The space should help people feel connected and proud of their community.

5. Learn From Others

Look at how other museums have created spaces like this and ask the community for ideas to make it the best it can be.

6. Keep it Inclusive

Make sure everyone can use the space, no matter their abilities, and design it so it can grow and change as the community needs new things.

7. Community-Centered Technology

Incorporate an automated, user-friendly booking system modeled after the public library reservation systems to streamline access and reduce staff workload.

Proposed Site Plan



What We Heard – New Community Garden

1. Honor Carver's Legacy

Design the garden to teach about George Washington Carver's work and African American agricultural traditions. Make it a space where people of all ages can connect with the land, food, and culture while learning about sustainability. Include statues of George Washington Carver.

2. Work Together

Team up with local partners like schools, artists, and community groups to help with programs in the garden. This will make sure everyone feels like they're part of taking care of the garden and keeps the work from being too much for just one group. Develop a vibrant garden space adjacent to the outdoor classroom that hosts workshops, summer camps, and community festivals like the 19th Festival.

3. Keep It Going

Plan for how the garden will get funding and support over time so it can grow into an important part of the Carver Museum. This includes figuring out ways to Include ways to ensure year-round sustainability with supplies and labor to keep it healthy.

What We Heard – New Community Garden

4. Teach and Share

Use the garden for lessons and hands-on activities that teach about growing food, taking care of the land, African American history, and foodways. Make sure it's a place where kids, adults, and elders can learn together and share their knowledge.

5. Celebrate Culture and History

Blend culture, history, and new ideas into the garden's design. Create a space where people can come together to learn, honor traditions, and share stories while imagining a bright future.

6. Tell the Garden's Story – Keeping the Existing Pool Garden

Share the history of how the garden was created and make sure the contributions of the people who helped build it are remembered. This will make the garden a lasting symbol of the Carver Museum's mission. Ensure raised beds for food and ornamental plants reflect community priorities and contribute to educational and cultural programming.

Proposed Site Plan



Outdoor Classrooms



Outdoor Classrooms



What We Heard – Outdoor Classrooms

1. Make It Cool and Comfortable

Build a space with plenty of shade and cooling features like fans or misters so that everyone, especially kids and older adults, can enjoy being outside even in the hot summer.

** Water misters, commonly used to cool outdoor spaces are generally safe, however, they can become a source of Legionella under certain conditions. Other cooling options will be explored.*

2. Easy for Everyone to Use

Include smooth paths, comfortable seating, so that people of all ages and abilities can enjoy learning together.

3. A Welcoming Place for All

Design the classroom to meet the needs of everyone, making sure visitors with disabilities feel included and valued. This reflects the Carver Museum's commitment to equity and access for the entire community.

What We Heard – Outdoor Classrooms

4. Learn from Carver's Legacy

Use the space to teach about George Washington Carver's work in agriculture, sustainability, and justice, helping people connect with his life and ideas through hands-on learning.

5. Work Together as a Community

Invite universities, artists, and neighbors to help with programs and activities, creating a lively space that honors Carver's history while also celebrating new ideas and creativity.

6. Make Learning Fun and Inspiring

Design the outdoor classroom to be a place where learning, culture, and community come together. It should reflect the museum's mission by encouraging people to learn and grow together while celebrating Black history and culture.

Proposed Site Plan



What We Heard – Flexible Event Lawn with Covered Stage Pavillion

1. Combine Comfort and Culture

Add features like cooling misters, shaded areas, and easy walking paths alongside public art and history displays. This way, the space feels good to use and teaches people about Black history and culture.

** Water misters, commonly used to cool outdoor spaces are generally safe, however, they can become a source of Legionella under certain conditions. Other cooling options will be explored.*

2. Welcome Everyone

Build the Event Lawn and Pavilion so everyone can use it, including people of all abilities. Make it a space for the whole community to enjoy events, celebrate, and share stories. Design the space to be both useful and meaningful. It should honor Black culture and history while creating a joyful, inclusive spot for celebrations and gatherings.

3. Support Local Businesses and Artists

Include space for local vendors and artists to share their work and tell their stories. This creates a space where people can connect, celebrate, and support each other.



What We Heard – Flexible Event Lawn with Covered Stage Pavillion

4. Freedom and Flexibility

Establish a versatile outdoor event lawn named "Freedom Plaza," optimized for cultural celebrations like the "19th Fest" and other community events.

**Currently researching opportunities for officially naming the space, per City of Austin guidelines.*

6. Reimagine, Don't Erase

Transform the pool into a dynamic, multipurpose space that serves as a sunken stage for performances, lectures, and community gatherings while preserving its historical significance. Enhance accessibility and adaptability with tiered seating or portable platforms, ensuring it remains an inclusive and vibrant centerpiece for cultural celebrations and events, designed with and for the community.

**Council approved plan includes removal of the pool. Keeping the pool could result in significant delays to Phase 1. The location of the decommissioned pool conflicts with the Council-approved expansion plans for this and future phases.*

Proposed Site Plan



What We Heard – Relocation of Juneteenth Statues

1. Move the Statues to a Special Spot

Place the Juneteenth statues in front of the Carver Museum where they can be seen by everyone and remind visitors of the strength and history of Black culture.

2. Protect the Statues for the Future

Make sure the statues are placed in a location that is safe and secure so they can be enjoyed by generations to come.

3. Honor Black History

Design their new location to help people learn, reflect, and feel connected to the stories and struggles that the statues represent.

What We Heard – Relocation of Juneteenth Statues

4. Share the Statues While the Museum is Closed

If the museum has to close for construction, take the statues “on tour” so more people can see their beauty and learn their story.

5. Celebrate Juneteenth’s Connection to the George Washington Carver Museum

Make sure the statues remind everyone that the Carver Museum has always been a special place for celebrating and learning about Juneteenth.

Proposed Site Plan



What We Heard – Additional Input

1. Minimize Closures

Plan construction carefully to make sure the Carver Museum stays open as much as possible so the community can continue enjoying and using it.

2. Keep the Museum Going Strong

The museum needs enough funding to keep its programs running and to grow in the future. It's important to use the money wisely so that every part of the museum stays accessible and helpful for everyone. Things like hiring more staff, fixing spaces, and improving resources will make the museum stronger and better for the whole community.

3. Work with the Community

Be clear and open about partnerships and plans. Listen to the community's ideas and make sure they feel included in the museum's work. This will help the Carver Museum stay focused on what the community values most.

What We Heard – Additional Input

4. Join National Networks

Work with groups like the *Association of African American Museums* (AAAM) to share ideas and learn from other museums. This will help the Carver Museum grow, represent Black culture, and feel connected to a bigger cultural story.

5. Stay Part of the National Conversation

By teaming up with other museums, the Carver can share its work and learn new ways to tell African American stories, staying active in important cultural discussions that celebrate Black heritage.

Questions

Join an open house and a small group discussion to learn more.
Find meeting details, online registration, and the survey link on
our project webpage. In person meetings will be hosted at

The George Washington Carver Museum

Open Houses

Virtual discussion date & time (recording available on our site):

Saturday, December 7, 2024, 10:00 – 11:30 a.m.

In person discussion date & time (no RSVP required):

Tuesday, December 10, 2024, 4:30 – 6:00 p.m.

Public Small Group Discussions

Virtual discussion dates & times (see our site for the link):

Tuesday, December 17, 2024, 6:00 – 7:30 p.m.

Tuesday, January 7, 2025, 6:00 – 7:30 p.m.

In person discussion dates & times (no RSVP required):

MOVED TO
Thursday, Jan 16
DUE TO WEATHER



→ Thursday, January 9, 2025, 5:30 – 7:00 p.m.

Saturday, January 11, 2025, 10:00 – 11:30 a.m.

We Look
Forward To
Meeting You
And Discussing
Future
Development
At The
Upcoming
Community
Engagement
Events!

CARVER VISION

The George Washington Carver
Museum, Cultural & Genealogy Center
1165 Angelina Street, Austin TX, 78702

Community Engagement Opportunities



CARVER VISION

Be a part of Carver Vision



Join the George Washington Carver Museum, Cultural & Genealogy Center Community Engagement meetings to learn more about the exciting facility expansion plans including:

- A new multi-purpose area for community-centric programming made possible by relocating administrative offices to a new upper-level area.
- Outdoor spaces and site improvements that may include outside classrooms, community gardens, a new flexible event lawn with a covered pavilion, relocation of the Juneteenth statues, and renovation of the existing public restrooms.

Get complete George Washington Carver Museum, Cultural and Genealogy Center Facility Expansion Project information at:

<https://www.austintexas.gov/carverphase1>