


---

# **Criminal Homicide Trend in Austin, Texas: 1981 – September 14, 2021**



---

Prepared by the Austin Police Department  
Crime Analysis Unit  
September 20, 2021

## Introduction

---

The purpose of this basic report is to put the current number of murders in Austin Texas into the context of a longer timeframe, from 1981 to the present. Over that timeframe, Austin Police Department has utilized at least three different Records Management Systems (RMS). Our current RMS came online in 2003 and includes comprehensive data back to 1991. Data prior to 1991 is not easily available. APD Crime Analysts recently researched other sources for historical data and concluded that the best source for a long-term look at criminal homicides in Austin is the Texas Department of Public Safety's online database, specifically the SRS Offense Trends data available at: <https://txucr.nibrs.com/SRSReport/CrimeTrends>. That data goes back to 1981.

Because the status of murder investigations change over time, the yearly numbers sometime change. It is not unusual to find small differences in the yearly totals between various sources or reports. The APD Homicide Analyst closely tracks and updates the status of murders from 2010 to the present. The updated numbers are provided instead of Texas DPS numbers for 2010 to the present. It takes extensive effort and time to investigate murders, so the total for 2021 will very likely change as investigations unfold.

## UCR Criminal Homicide Definitions

---

According to the *Uniform Crime Reporting Handbook*, two categories of murder are included for UCR purposes. The first, Criminal Homicide – Murder and Non-negligent Manslaughter, is defined as the willful (non-negligent) killing of one human being by another. Included in this category is any death resulting from a fight, argument, quarrel, assault or commission of a crime. The second category, Criminal Homicide – Manslaughter by Negligence, is defined as the killing of another person through gross negligence. Not included as criminal homicide are deaths resulting from suicides, fetal deaths, traffic fatalities, or justifiable homicides. Justifiable homicides include the killing of a felon by a peace officer in the line of duty and the killing of a felon, during the commission of a felony, by a private citizen. Attempts at murder and assault with intent to kill are recorded under Aggravated Assaults.

Police investigations are the sole basis for the offense classification. Any determinations made by courts, medical examiners, juries, or other judicial bodies are excluded for UCR purposes.

## About the Data

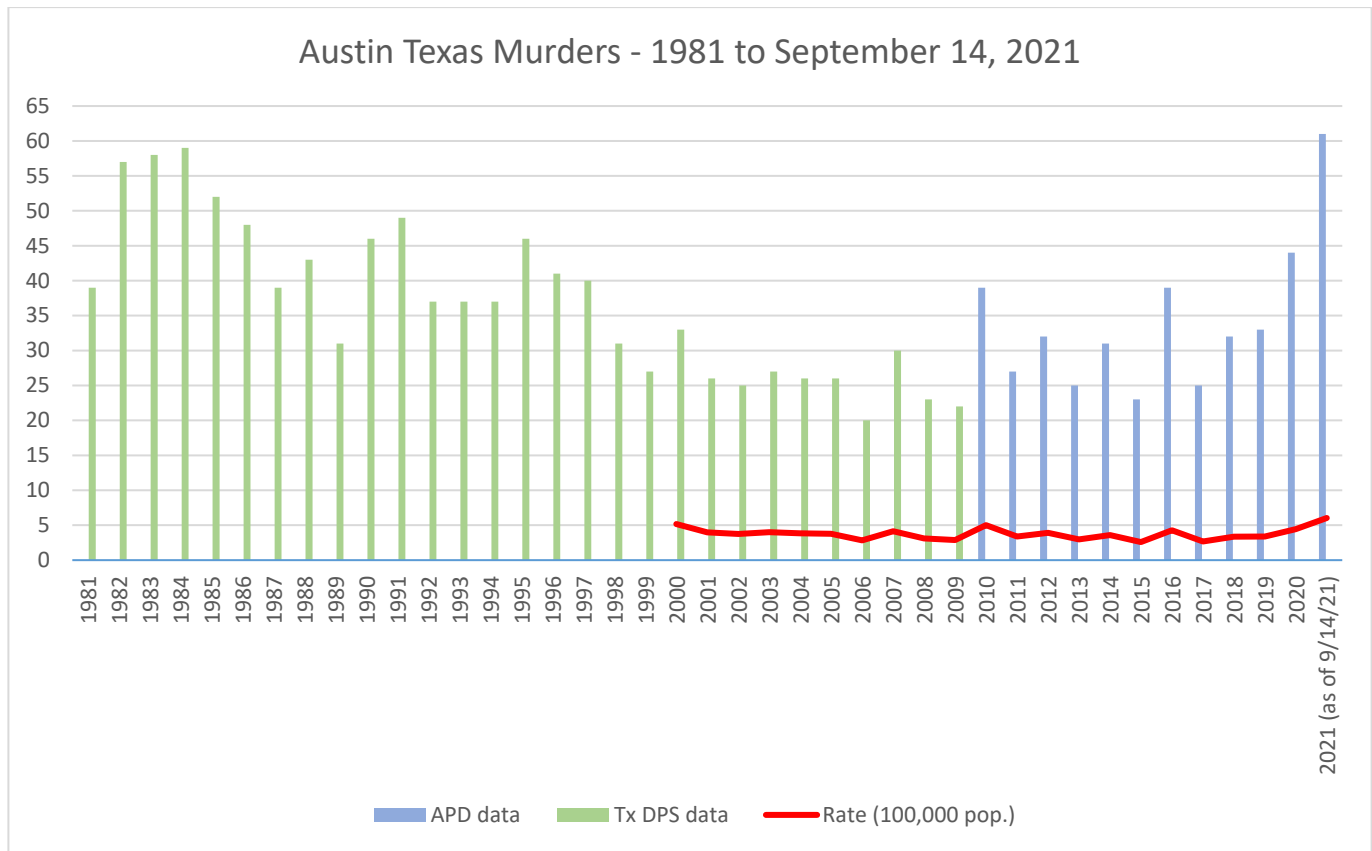
---

### AUSTIN POLICE DEPARTMENT DATA DISCLAIMER

Understanding the following conditions about crime information tallied from the Versadex mainframe database will allow you to get the most value out of the data provided:

- Due to methodological differences in data collection, different data sources or reports may produce different statistics.
- The data is continuously being updated. The data provided represents a particular point in time and does not reflect the dynamic nature of the Versadex mainframe database.
- The data here may not reflect official Texas DPS, FBI UCR or NIBRS numbers.
- If the information provided here is used outside the department, then the following disclaimer applies-  
“The Austin Police Department cannot assume any liability for any decision made or action taken or not taken by the recipient in reliance upon any information or data provided.”

## Yearly Totals & Rate per 100,000 Population for Criminal Homicides in Austin Texas



Year	Tx DPS data (SRS Offense Trends)	APD Homicide Analyst Spreadsheet	Population of Austin	Murder Rate (per 100,000 population)	Year	Tx DPS data (SRS Offense Trends)	APD Homicide Analyst Spreadsheet	Population of Austin	Murder Rate (per 100,000 population)
1981	39				2001	26		654,019	4.0
1982	57				2002	25		667,705	3.7
1983	58				2003	27		674,382	4.0
1984	59				2004	26		678,769	3.8
1985	52				2005	26		687,061	3.8
1986	48				2006	20		707,952	2.8
1987	39				2007	30		724,117	4.1
1988	43				2008	23		739,543	3.1
1989	31				2009	22		765,957	2.9
1990	46				2010		39	777,953	5.0
1991	49				2011		27	799,578	3.4
1992	37				2012		33	819,866	4.0
1993	37				2013		25	842,743	3.0
1994	37				2014		31	866,249	3.6
1995	46				2015		23	888,204	2.6
1996	41				2016		39	913,917	4.3
1997	40				2017		25	937,065	2.7
1998	31				2018		32	955,094	3.4
1999	27				2019		33	972,499	3.4
2000	33		639,185	5.2	2020		44	992,208	4.4
					2021 (as of 9/14/21)		61	1,010,835	6.0

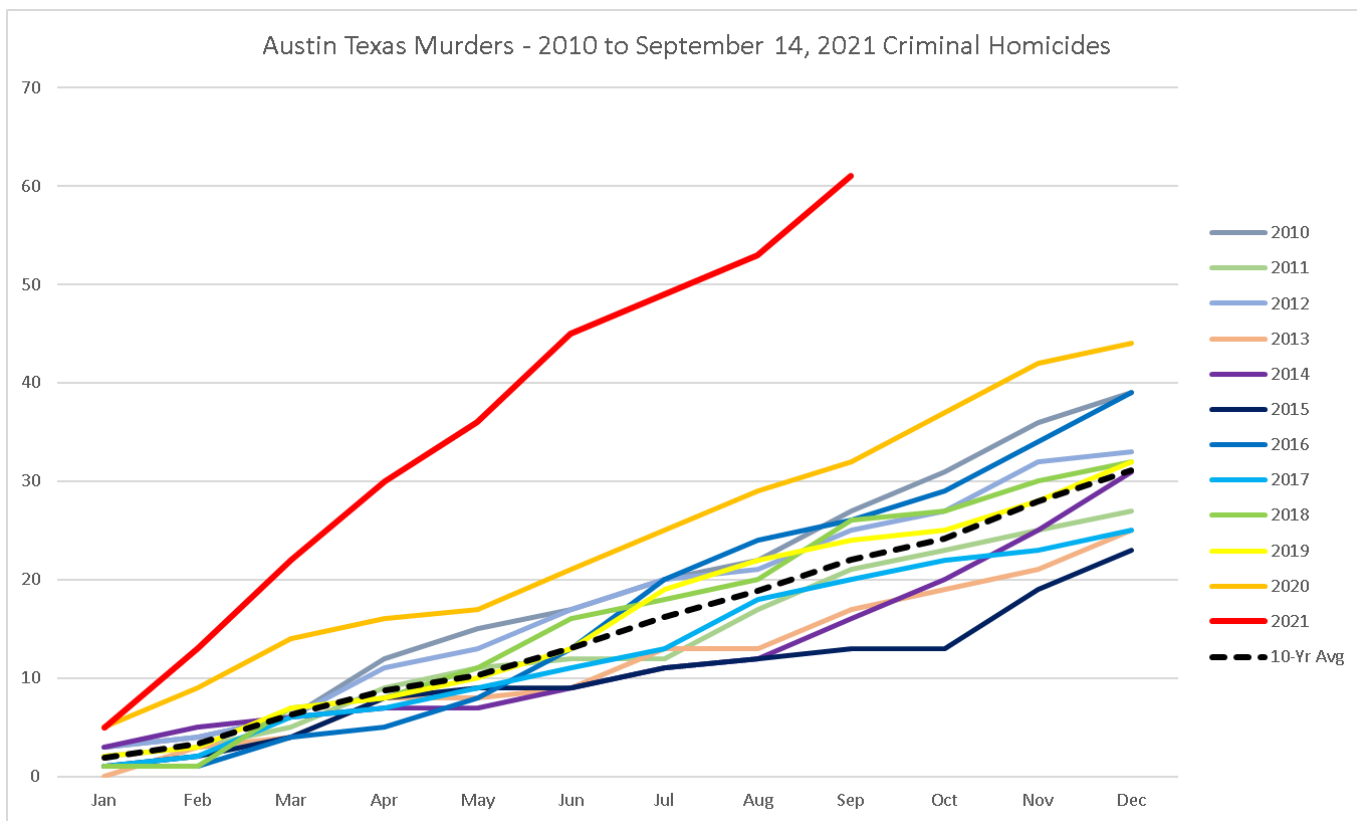
Texas Department of Public Safety website: <https://txucr.nibrs.com/SRSReport/CrimeTrends>

City of Austin population numbers:

[https://austintexas.gov/sites/default/files/files/Planning/Demographics/austin\\_forecast\\_2021\\_pubfix.pdf](https://austintexas.gov/sites/default/files/files/Planning/Demographics/austin_forecast_2021_pubfix.pdf)

APD uses the full purpose population numbers for rate calculations.

## 2010 – September 14, 2021 Criminal Homicides, Cumulative by Month



(10-Year Average is based on 2011 – 2020 numbers)