

Ortega Tot Lot Community Survey

Project Engagement

VIEWS

44

PARTICIPANTS

12

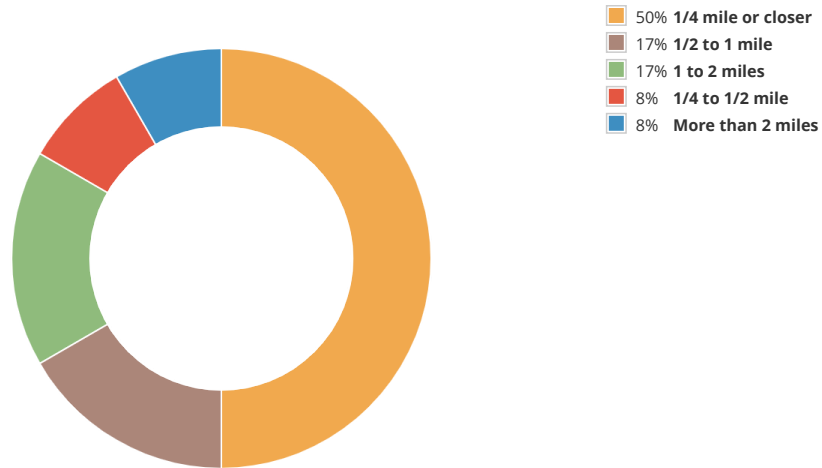
RESPONSES

167

COMMENTS

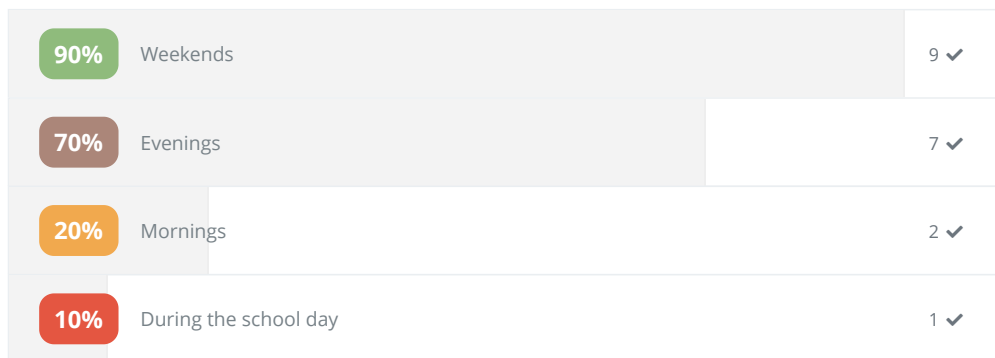
16

How close do you live to Ortega School Park?



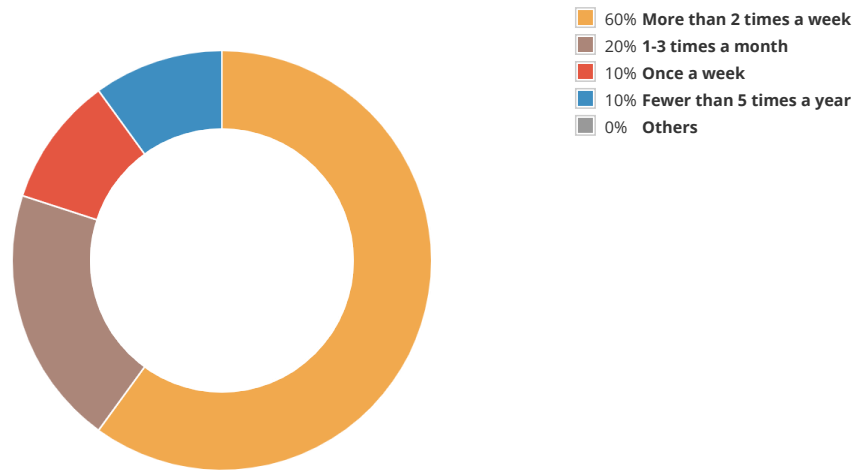
12 respondents

What days/hours do you use Ortega School Park?



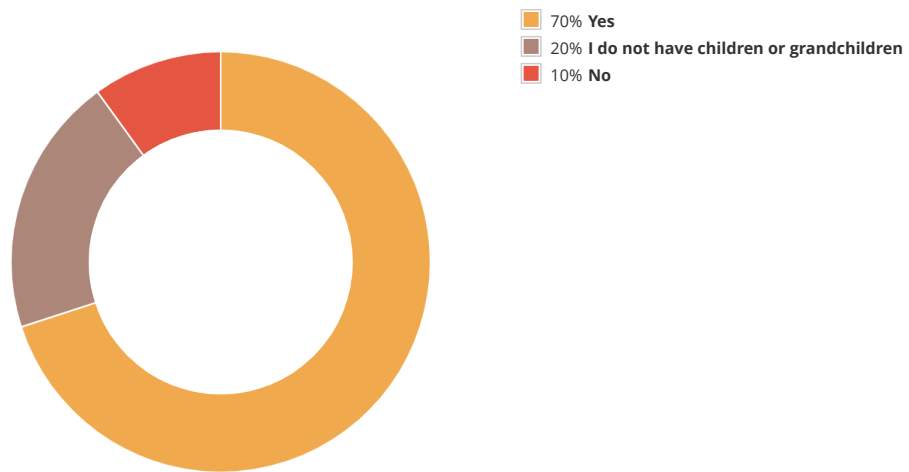
10 Respondents

How often do you visit the park on average?



10 respondents

Have you or your children or grandchildren visited the park?



10 respondents

What activities do you enjoy at the park?

| | | |
|-----|---------------------------------|-----|
| 70% | Dog walking | 7 ✓ |
| 60% | Track for walking/jogging | 6 ✓ |
| 60% | Playgrounds | 6 ✓ |
| 50% | Benches/seating | 5 ✓ |
| 10% | Sports | 1 ✓ |
| 0% | Picnics/neighborhood gatherings | 0 ✓ |
| 0% | Other | 0 ✓ |

10 Respondents

Please rate **Design Theme A** overall.



What is your favorite feature on **Design Theme A**?

It's Open, Benches to sit while kids play, no shade though

2 days ago

Love the tiny house

7 days ago

Big enough for lots of children

one month ago

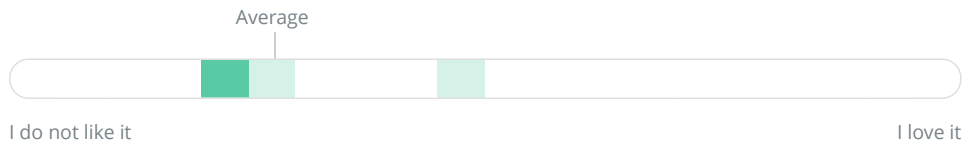
tunnels and climbing logs

one month ago

Open space

one month ago

Please rate **Design Theme B** overall.



What is your favorite feature on **Design Theme B**?

The original Artists design of play feature.

2 days ago

It's "themed" and cool design compared to other cookie cutter design. but this photo doesn't really show a playground. Just one element. I like this type of design better.

2 days ago

Love the artistry

7 days ago

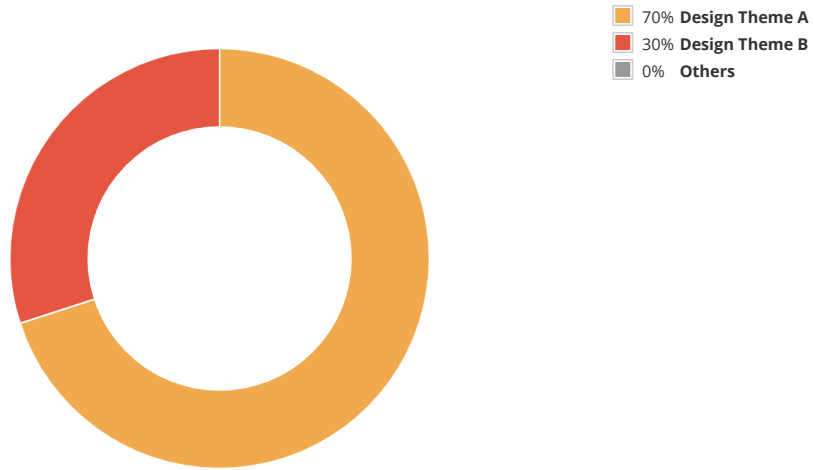
I'm afraid it looks for older children than the targeted age group

one month ago

artwork in structure

one month ago

Which playground theme do you prefer?



10 respondents

Do any features on either design theme concern you? (e.g., unsafe, not fun, etc.)

No shade. Needs shade. Large permanent canopies that can take the sun, rain And winter storms.

2 days ago

No

7 days ago

The first certainly looks more fun. Some more artistic elements could be a welcome addition

7 days ago

Please share any additional comments you have about the either playground design theme.

Need shade

2 days ago

This survey is not a very good design for community research.

2 days ago

the houses in theme a look like the homes gentrifying the enighborhood

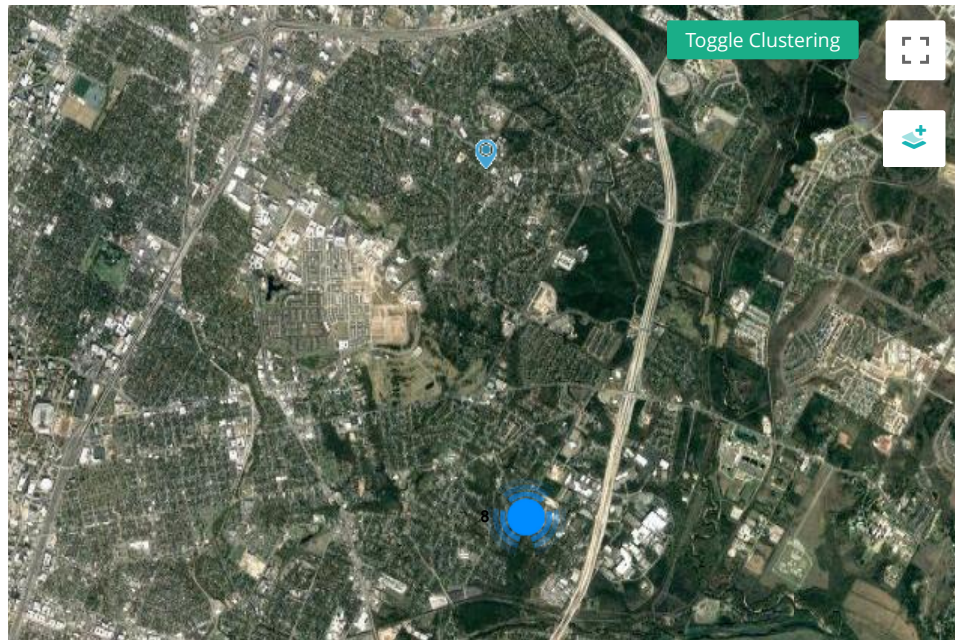
7 days ago

What mode or modes of transportation do you use to get to the park?

| | | |
|-----|--|-----|
| 67% | Walk or wheelchair | 6 ✓ |
| 33% | Personal vehicle | 3 ✓ |
| 33% | Bicycle | 3 ✓ |
| 11% | Personal Electric Vehicle (scooter, one-wheel, etc.) | 1 ✓ |
| 0% | Public transit | 0 ✓ |
| 0% | Other | 0 ✓ |

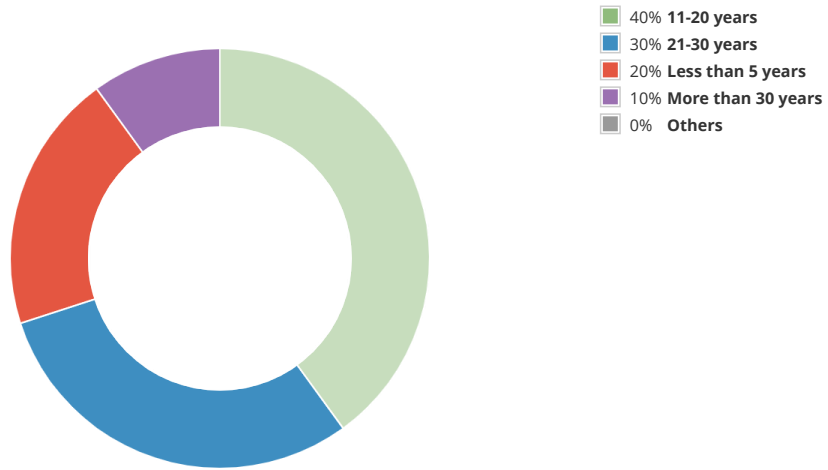
9 Respondents

What is your zip code?



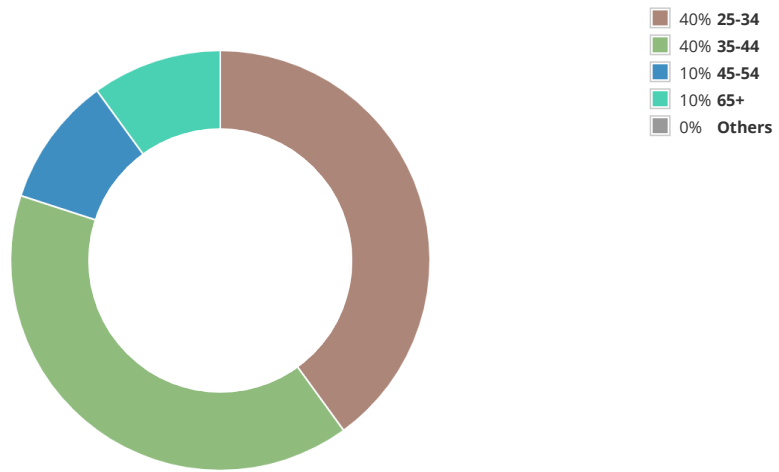
Imagery ©2021, CAPCOG, CNES / Airbus, Landsat / Copernicus, Maxar Technologies, U.S. Geological Survey, USDA Farm Service Agency

How long have you lived in Austin? If you do not currently live in Austin, please mark how long you lived in Austin previously if at all.



10 respondents

What is your age range?



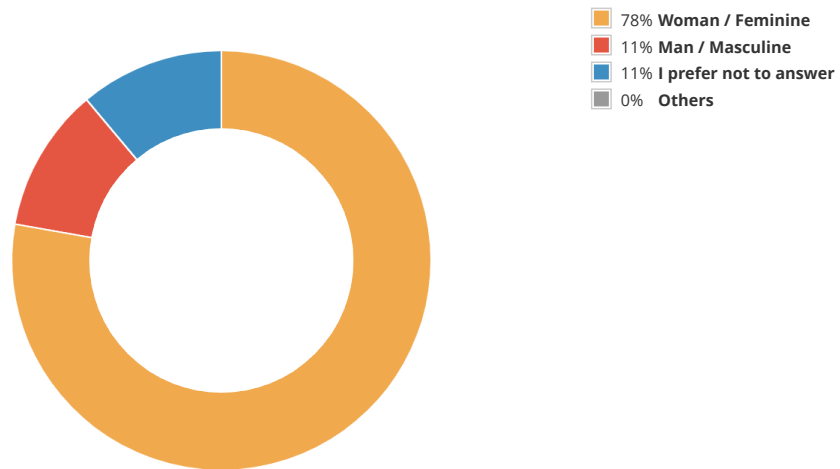
10 respondents

What is your race/ethnicity?

| | | |
|-----|---|-----|
| 38% | Hispanic or Latinx | 3 ✓ |
| 25% | Asian or Asian American | 2 ✓ |
| 25% | White | 2 ✓ |
| 13% | I prefer not to answer | 1 ✓ |
| 0% | American Indian or Alaska Native | 0 ✓ |
| 0% | Black or African-American | 0 ✓ |
| 0% | Native Hawaiian or Other Pacific Islander | 0 ✓ |
| 0% | Biracial, Multiracial, or not listed | 0 ✓ |

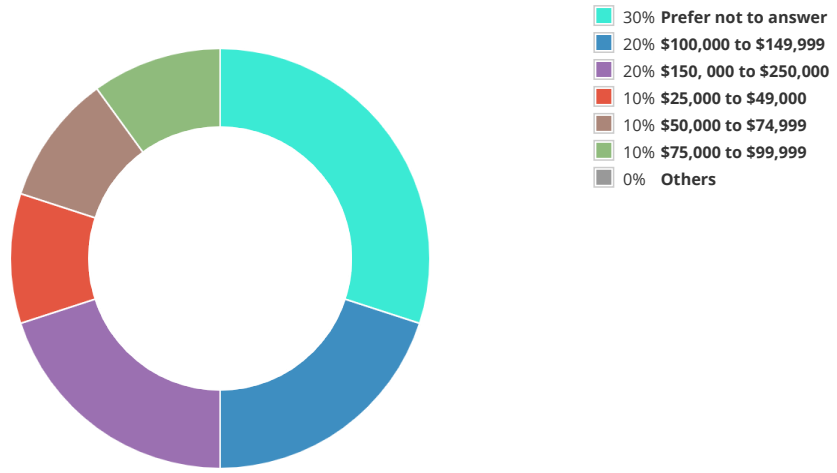
8 Respondents

What is your gender?



9 respondents

What is your approximate household income?



10 respondents