

# TRAFFIC JAM: TAKING IT TO THE STREETS

Scenario Board  
Participants

**78**

ASMP MetroQuest  
Participants

**77**

Partner Agencies  
in Attendance

**12**

**Traffic Jam Total Attendees**

**200**

## SCENARIO "A"



AVERAGE  
RATING:  
**1.72 STARS**

## SCENARIO "B"



AVERAGE  
RATING:  
**3.28 STARS**

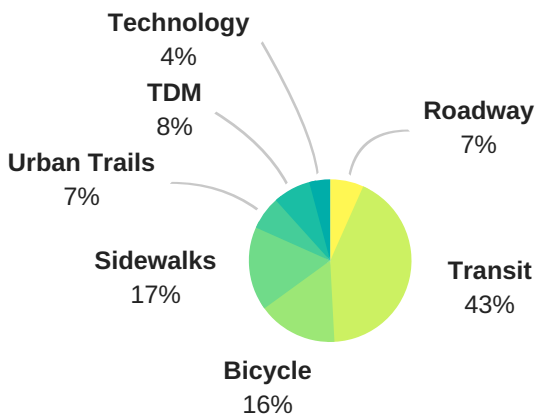
## SCENARIO "C"



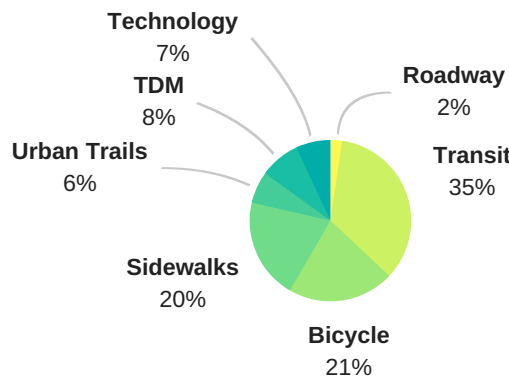
AVERAGE  
RATING:  
**4.41 STARS**

## Which Ingredients were most important to you?

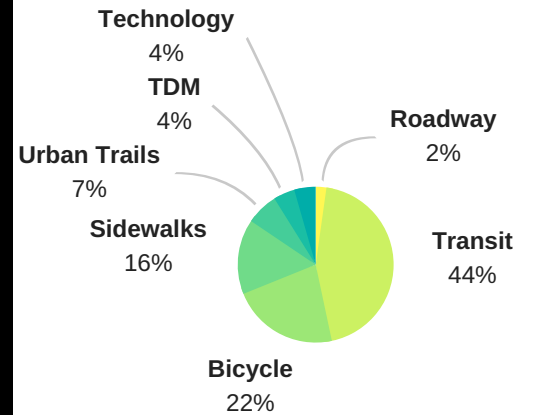
### SCENARIO "A"



### SCENARIO "B"



### SCENARIO "C"



# TRAFFIC JAM: TAKING IT TO THE STREETS

## Engagement Summary

### Background: Traffic Jam

On March 28, 2018, the City of Austin Transportation Department, in partnership with Capital Metro, hosted an event known as Traffic Jam: Taking it to the Streets. Held to help educate and engage the Central Texas community on Project Connect and the Austin Strategic Mobility Plan (ASMP), participants took part in an open-house style event where individuals could provide input on Austin's transportation future. The event was held at the Austin Central Library where attendees were also able to mingle with City of Austin partner agencies, review the ASMP planning process and other City of Austin plans, explore three mobility scenarios, and partake in the official launch of the ASMP MetroQuest survey and Phase 2 of public engagement for the plan. Overall, the information gleaned from Traffic Jam, and throughout Phase 2 of public engagement, will be used to help create the plan which will act as the North Star for Austin's mobility future.

### What could our future look like?

The ASMP planning process developed three mobility scenarios. Each scenario tells a different story of a transportation future by testing a variety of mobility strategies. These scenarios, showcased below, have been evaluated to determine how well they perform against community priorities identified in the first phase of public engagement. Based on the community's feedback, one of these scenarios will serve as the starting point to develop the community's preferred strategy for the ASMP.

#### SCENARIO "A"

Scenario A emphasizes roadway projects and continues the trend of investment in public transit, bicycle, and pedestrian projects across the city.

#### SCENARIO "B"

Scenario B emphasizes a more balanced investment in roadway, public transit, bicycle, and pedestrian projects along Imagine Austin Activity Corridors and within Activity Centers.

#### SCENARIO "C"

Scenario C emphasizes investing in public transit, bicycle, and pedestrian projects along Imagine Austin Activity Corridors and within Activity Centers and fewer roadway projects.

### Next Steps

Input collected at Traffic Jam, along with ASMP survey results and Phase 1 public engagement data, will be used to create the first draft of the ASMP document. The first draft will be written over the summer months and Phase 3 of public engagement will follow. Phase 3 will help inform the ASMP team on what changes, recommendations, and edits the community would like to see before a final draft of the ASMP is written and presented to City Council in early 2019.

