


TPOLOGY 9
Apartment/Suburban



Firm registration number
13420
Automation Engineering

JRF ASSOCIATES

3620 Winding Way
Round Rock Texas 78664
512-970-9478 Ph

LANDMARK SOUTHPARK
715 W. SLAUGHTER LANE
AUSTIN TEXAS
PHASE I

DESIGNED BY JRF ASSOCIATES
ALL RIGHTS RESERVED
THE DESIGNER ACCEPTS RESPONSIBILITY FOR THE DESIGN AND SHALL NOT BE RESPONSIBLE FOR ANY ERRORS OR OMISSIONS WITHOUT WRITTEN PERMISSION. ALL DESIGN ARE BASED ON THE INFORMATION FROM OTHERS AND TO BE TRUSTED ON LANDMARK SOUTHPARK PHASE I ONLY.

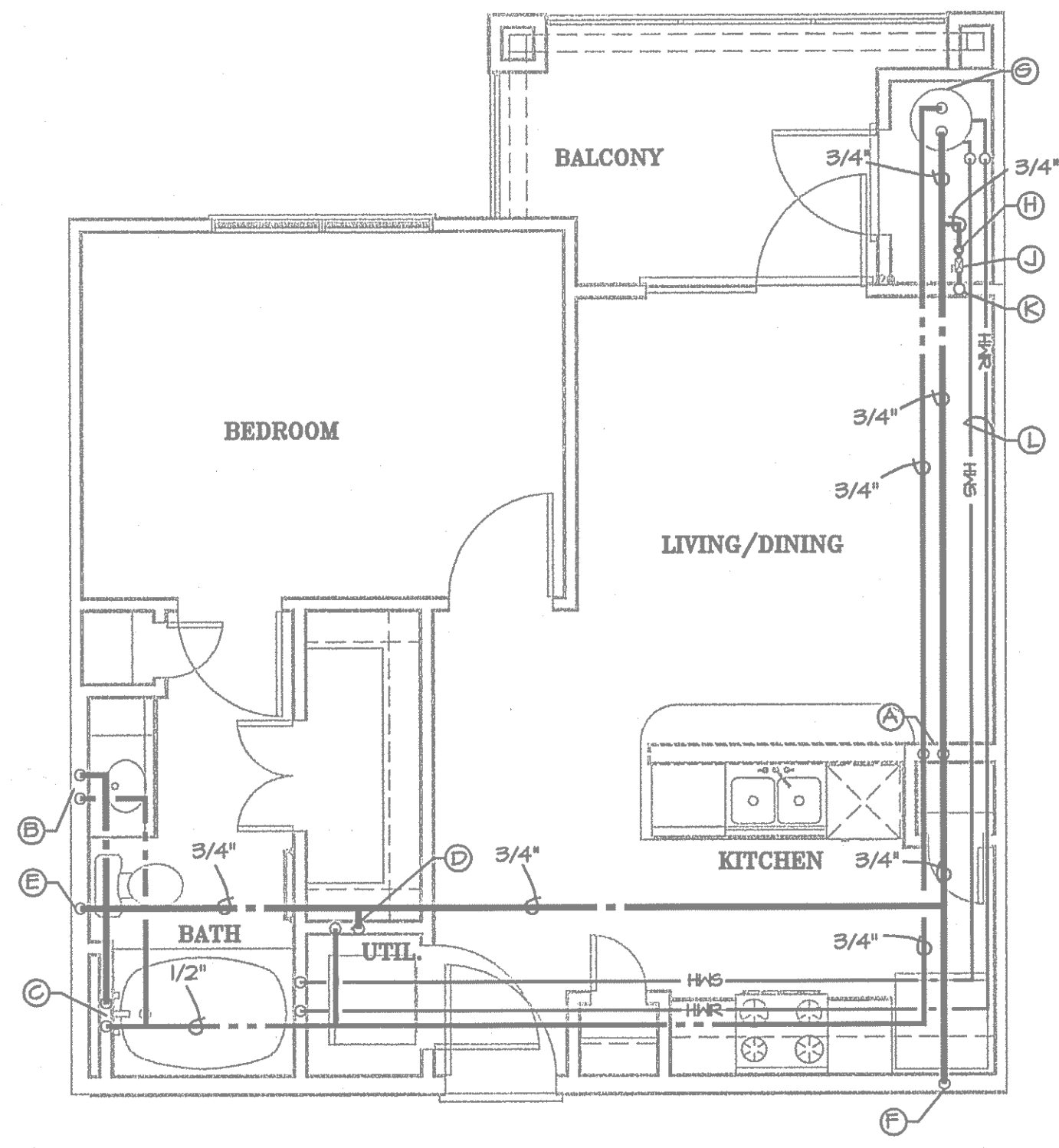
PROJECT NUMBER
1092012
SCALE
1/4" = 1' - 0"
ISSUE DATE
06-28-2012

SHEET NUMBER

P2

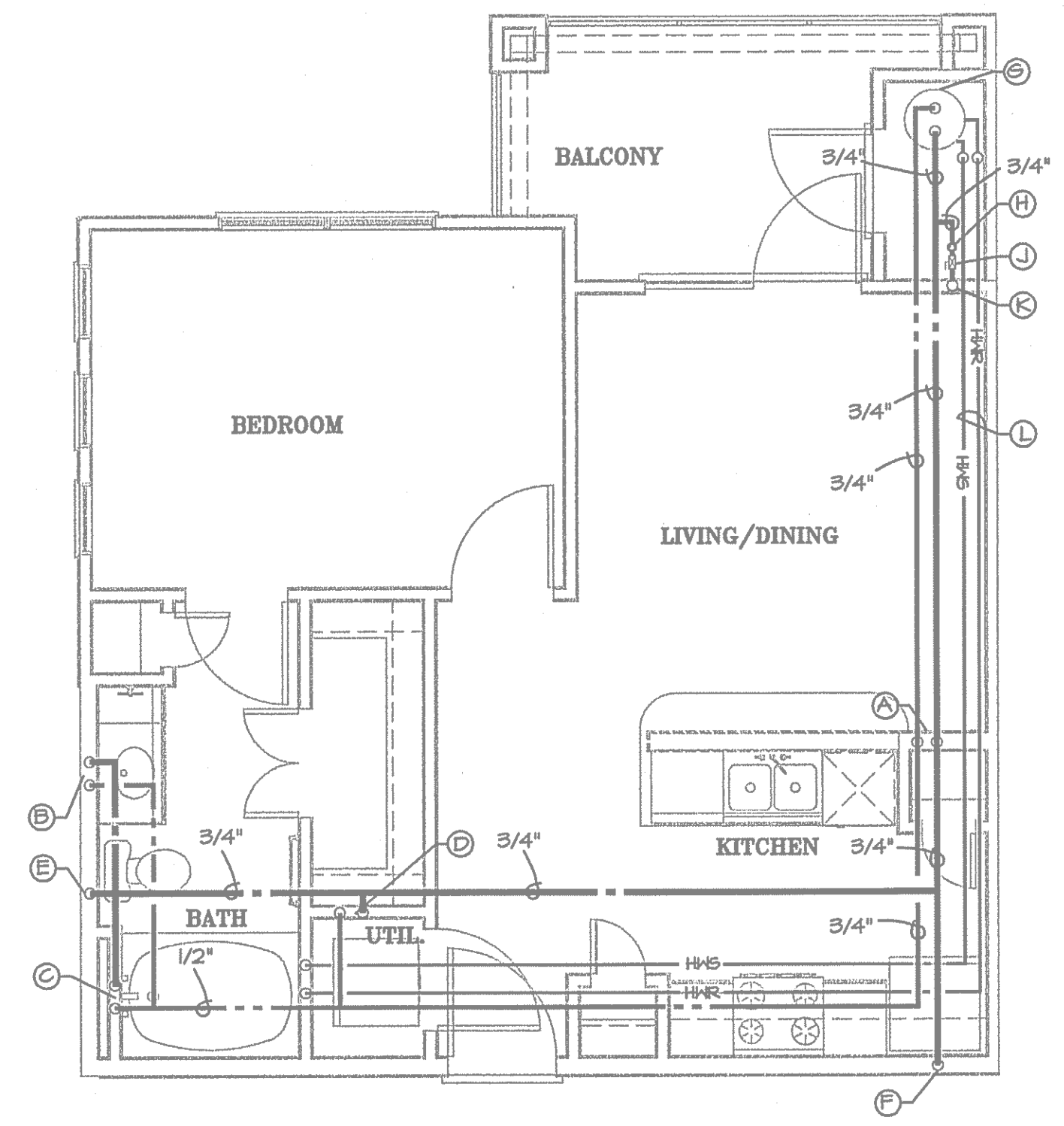
PLUMBING DESIGNATIONS	
(A)	1/2" HOT WATER LINE TO KITCHEN SINK AND DISHWASHER 1/2" COLD WATER LINE TO KITCHEN SINK
(B)	1/2" HOT WATER LINE TO LAVATORY 1/2" COLD WATER LINE TO LAVATORY
(C)	1/2" HOT WATER LINE TO TUB OR SHOWER 1/2" COLD WATER LINE TO TUB OR SHOWER
(D)	1/2" HOT WATER LINE TERMINATING AT WASHER CONNECTION BOX 1/2" COLD WATER LINE TERMINATING AT WASHER CONNECTION BOX
(E)	1/2" COLD WATER LINE TO WATER CLOSET
(F)	1/2" COLD WATER LINE TO REFRIGERATOR WATER SUPPLY BOX
(G)	WATER HEATER BY PLUMBING CONTRACTOR
(H)	UNIT WATER METER
(J)	UNIT WATER SHUTOFF VALVE
(K)	WATER SUPPLY RISER
(L)	HYDRONIC HEATING PIPING FROM WATER HEATER TO FAN/COIL UNITS HEATING COIL.
(M)	1/2" HOT WATER LINE TERMINATING AT WASHER CONNECTION BOX 1/2" COLD WATER LINE TERMINATING AT WASHER CONNECTION BOX 1/2" HOT WATER LINE TO SHOWER 1/2" COLD WATER LINE TO SHOWER

RUN HORIZONTAL DOMESTIC WATER PIPING FOR MULTI FLOOR BUILDINGS ABOVE SECOND FLOOR CEILING.



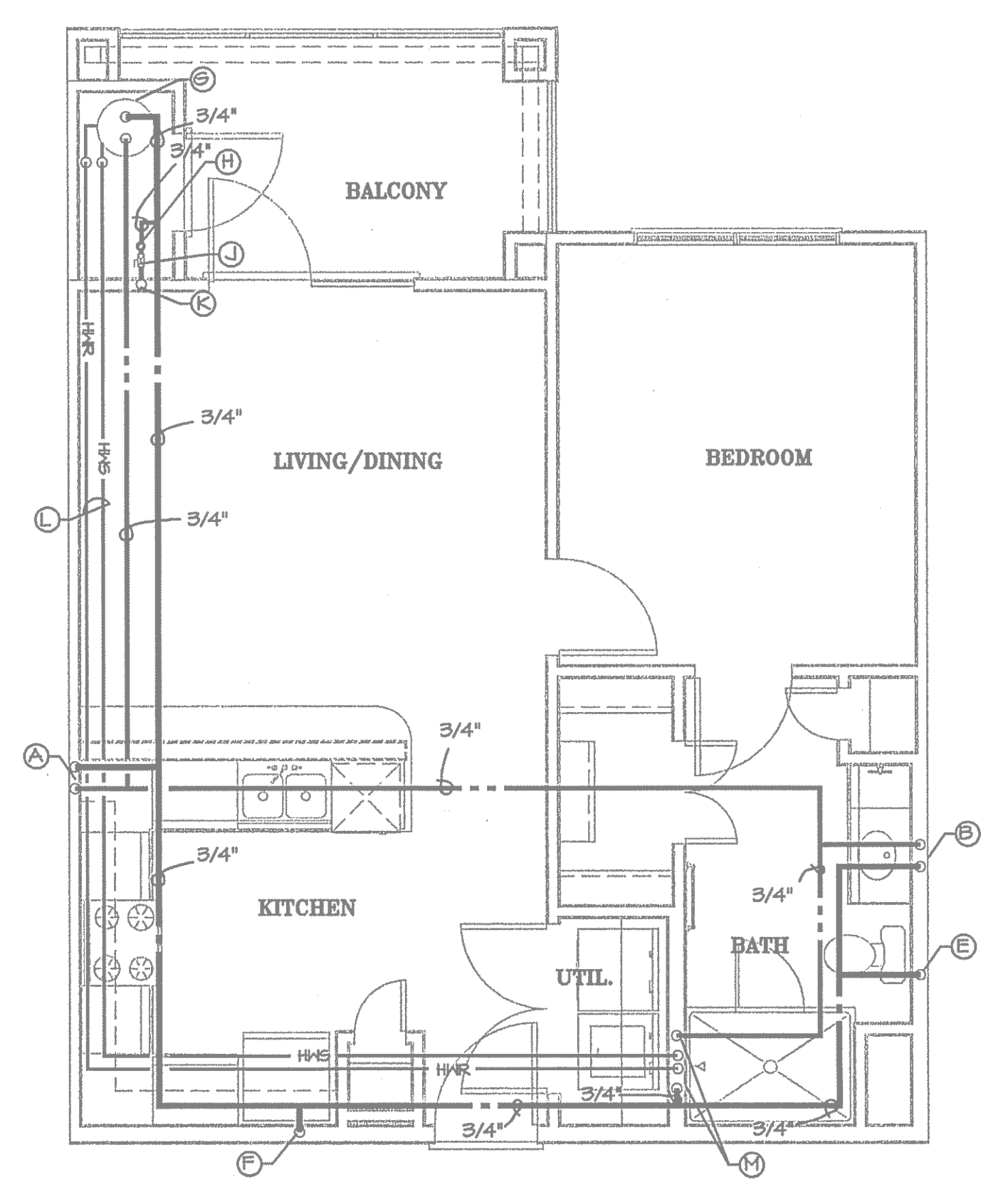
UNIT TYPE A1

1/4" = 1'-0"



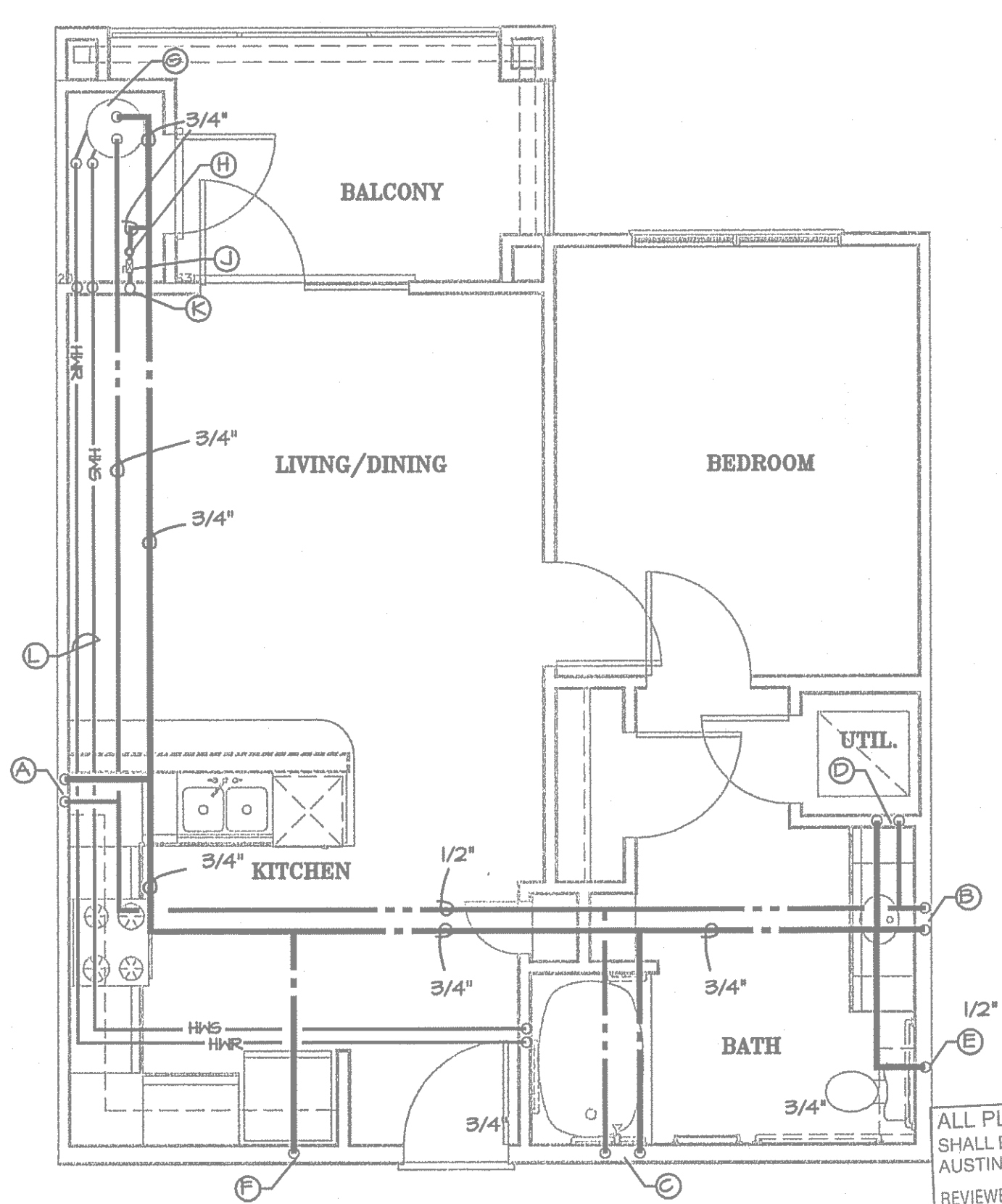
UNIT TYPE A1-A

1/4" = 1'-0"



UNIT TYPE A2

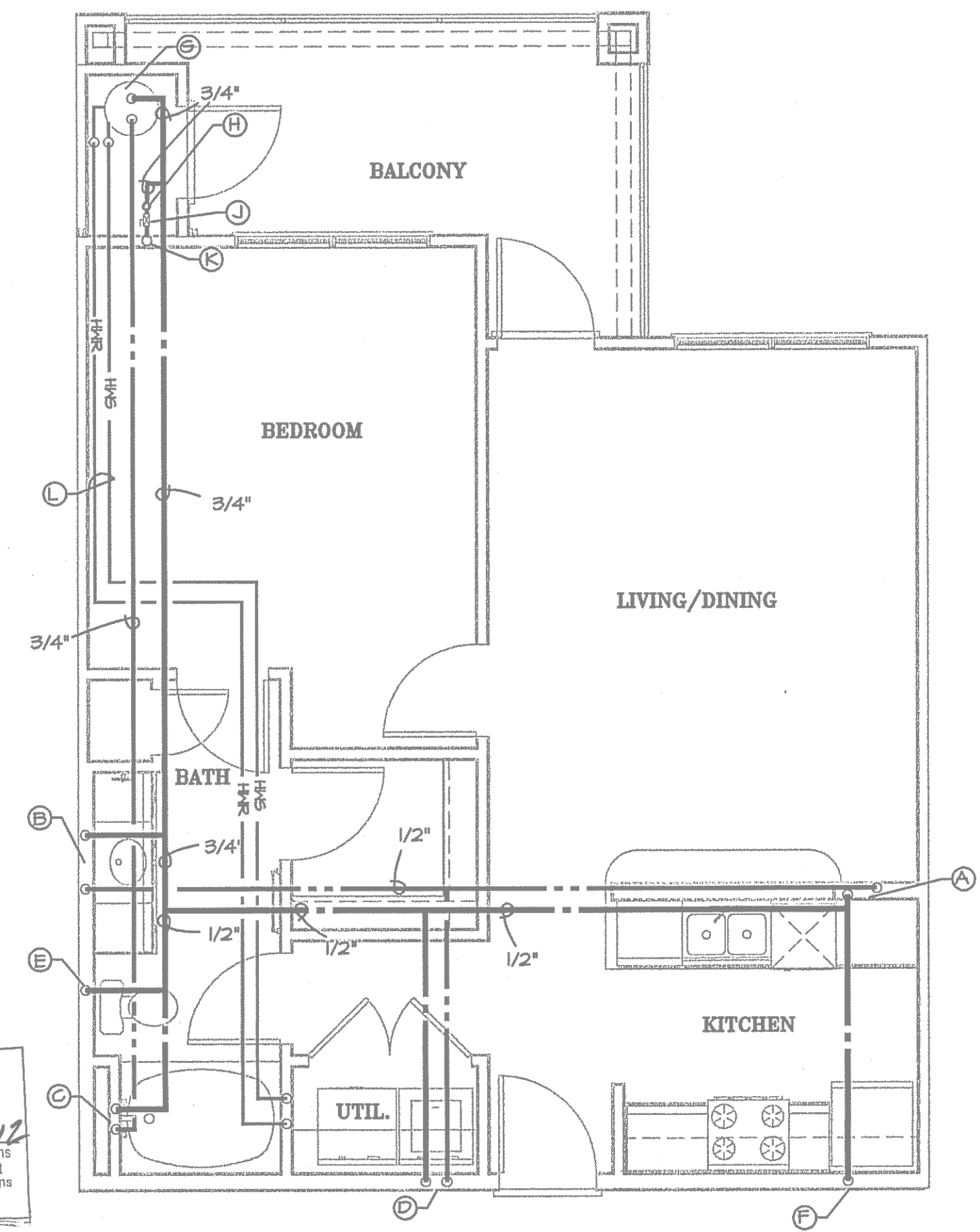
1/4" = 1'-0"



UNIT TYPE A2-HC

1/4" = 1'-0"

ALL PLUMBING SHALL BE IN ACCORDANCE WITH CITY OF AUSTIN ADOPTED PLUMBING CODES.
REVIEWED *(Signature)* DATE *6-12-12*
The granting of a permit for, or approval of these plans and specifications shall not be construed to be a permit for, or approval of, any violation of any of the provisions of the ordinance adopted pursuant to, or any other ordinance of the City of Austin.



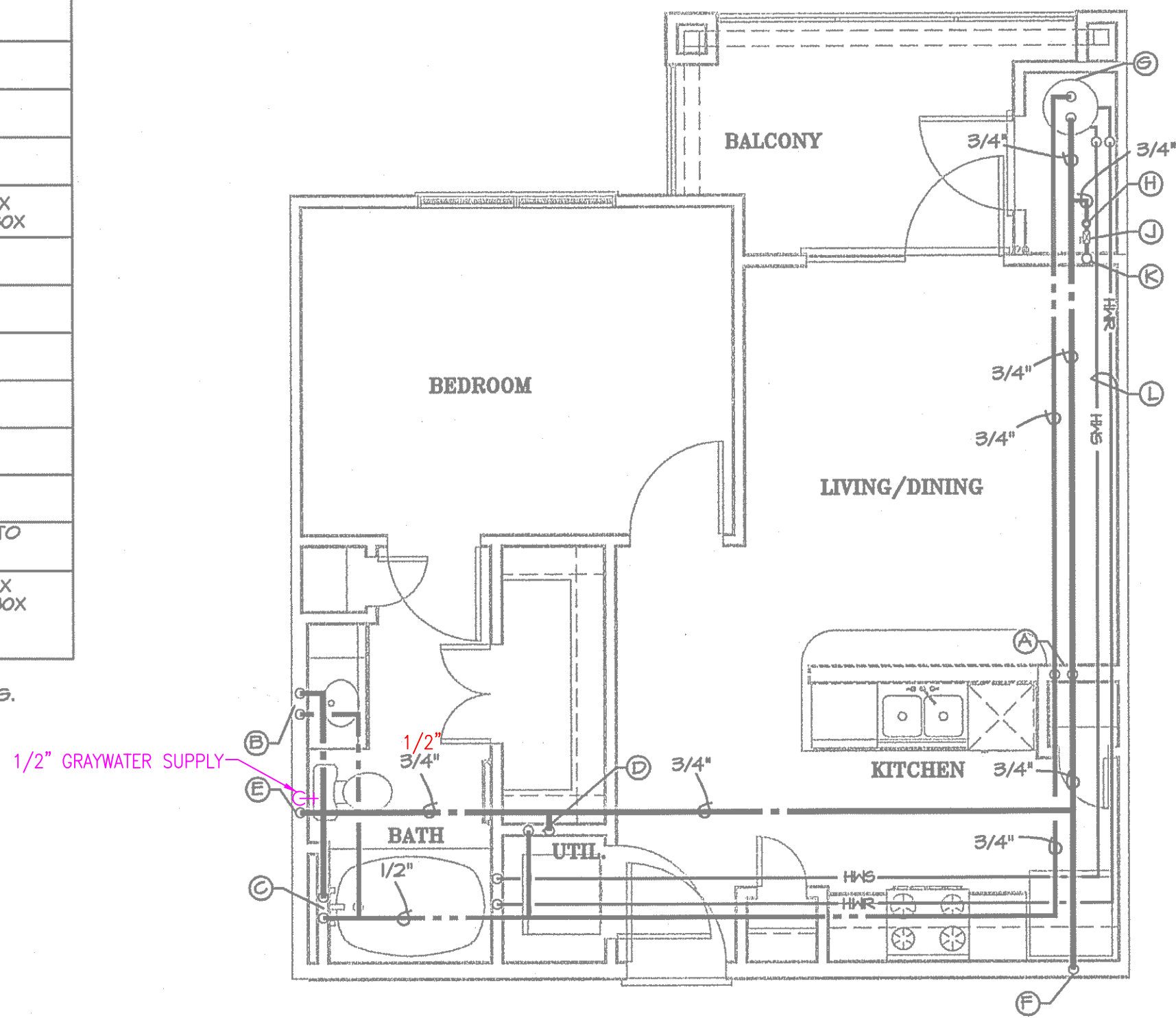
UNIT TYPE A3

1/4" = 1'-0"

PLUMBING DESIGNATIONS	
(A)	1/2" HOT WATER LINE TO KITCHEN SINK AND DISHWASHER 1/2" COLD WATER LINE TO KITCHEN SINK
(B)	1/2" HOT WATER LINE TO LAVATORY 1/2" COLD WATER LINE TO LAVATORY
(C)	1/2" HOT WATER LINE TO TUB OR SHOWER 1/2" COLD WATER LINE TO TUB OR SHOWER
(D)	1/2" HOT WATER LINE TERMINATING AT WASHER CONNECTION BOX 1/2" COLD WATER LINE TERMINATING AT WASHER CONNECTION BOX
(E)	1/2" COLD WATER LINE TO WATER CLOSET 1/2" GRAYWATER
(F)	1/2" COLD WATER LINE TO REFRIGERATOR WATER SUPPLY BOX
(G)	WATER HEATER BY PLUMBING CONTRACTOR
(H)	UNIT WATER METER
(J)	UNIT WATER SHUTOFF VALVE
(K)	WATER SUPPLY RISER
(L)	HYDRONIC HEATING PIPING FROM WATER HEATER TO FAN/COIL UNITS HEATING COIL.
(M)	1/2" HOT WATER LINE TERMINATING AT WASHER CONNECTION BOX 1/2" COLD WATER LINE TERMINATING AT WASHER CONNECTION BOX 1/2" HOT WATER LINE TO SHOWER 1/2" COLD WATER LINE TO SHOWER

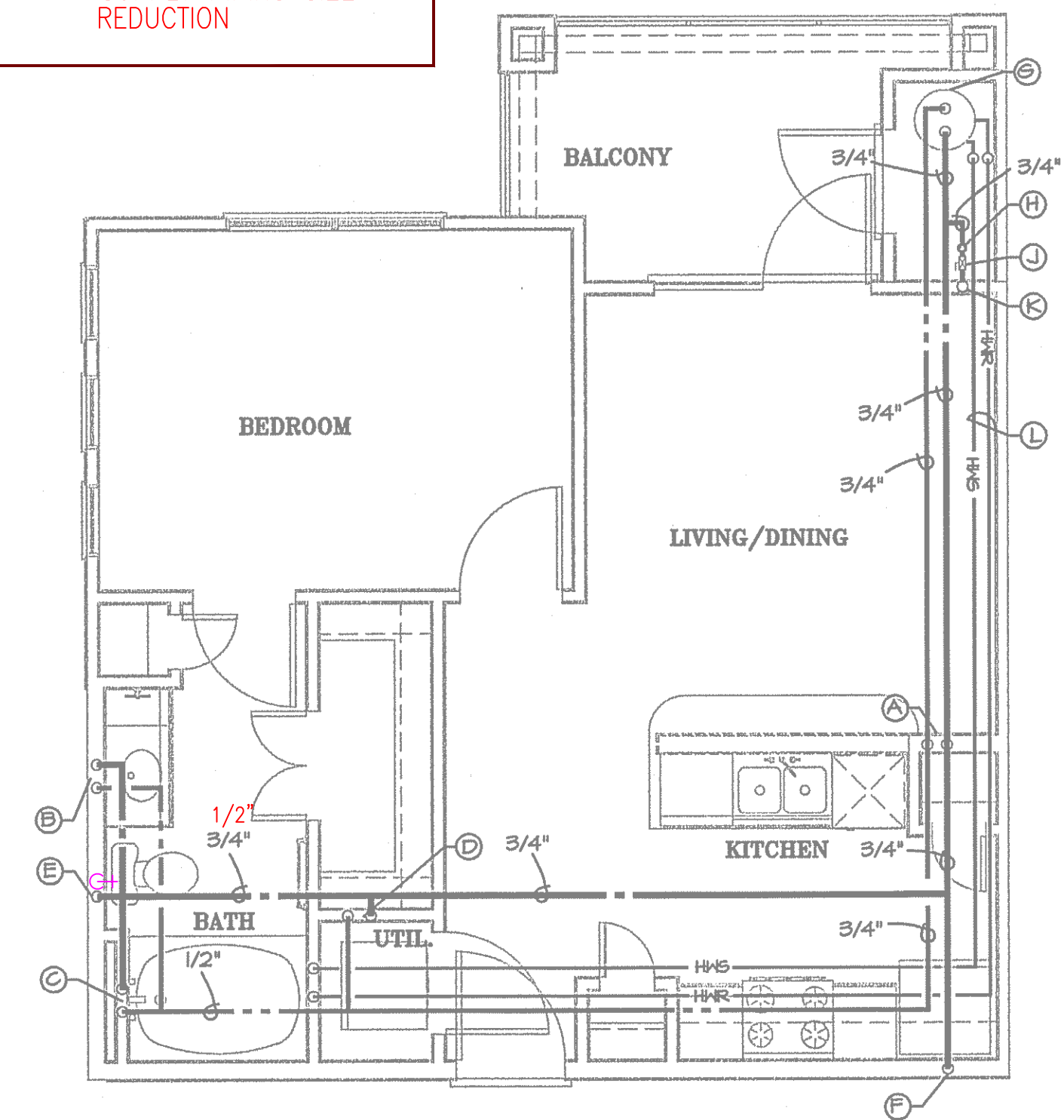
RUN HORIZONTAL DOMESTIC WATER PIPING FOR MULTI FLOOR BUILDINGS ABOVE SECOND FLOOR CEILING.

PLUMBING LEGEND	
	GRAY WATER SUPPLY PIPING
	2" DOMESTIC WATER SUPPLY PIPING SIZE REDUCTION



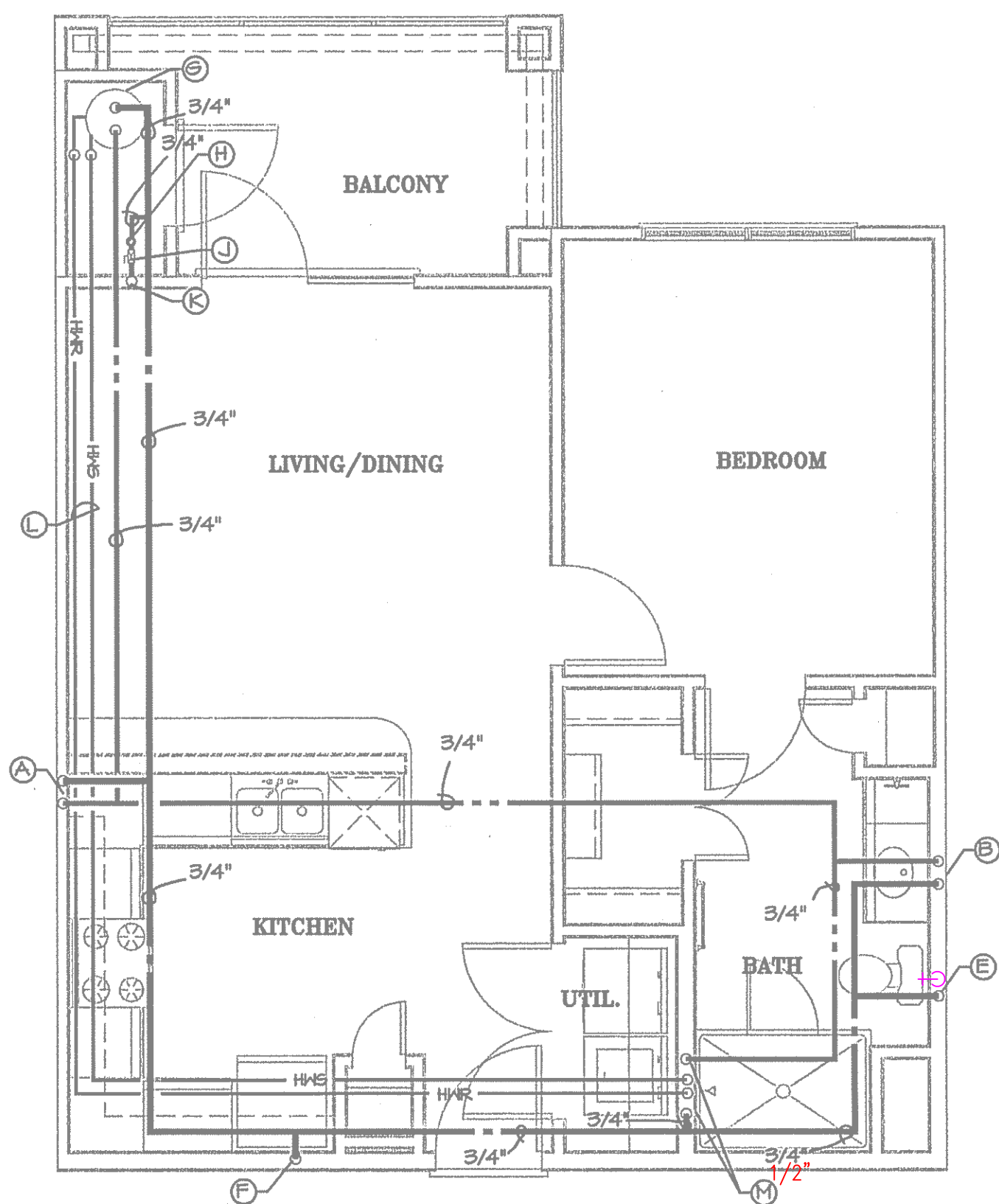
UNIT TYPE A1

1/4" = 1'-0"



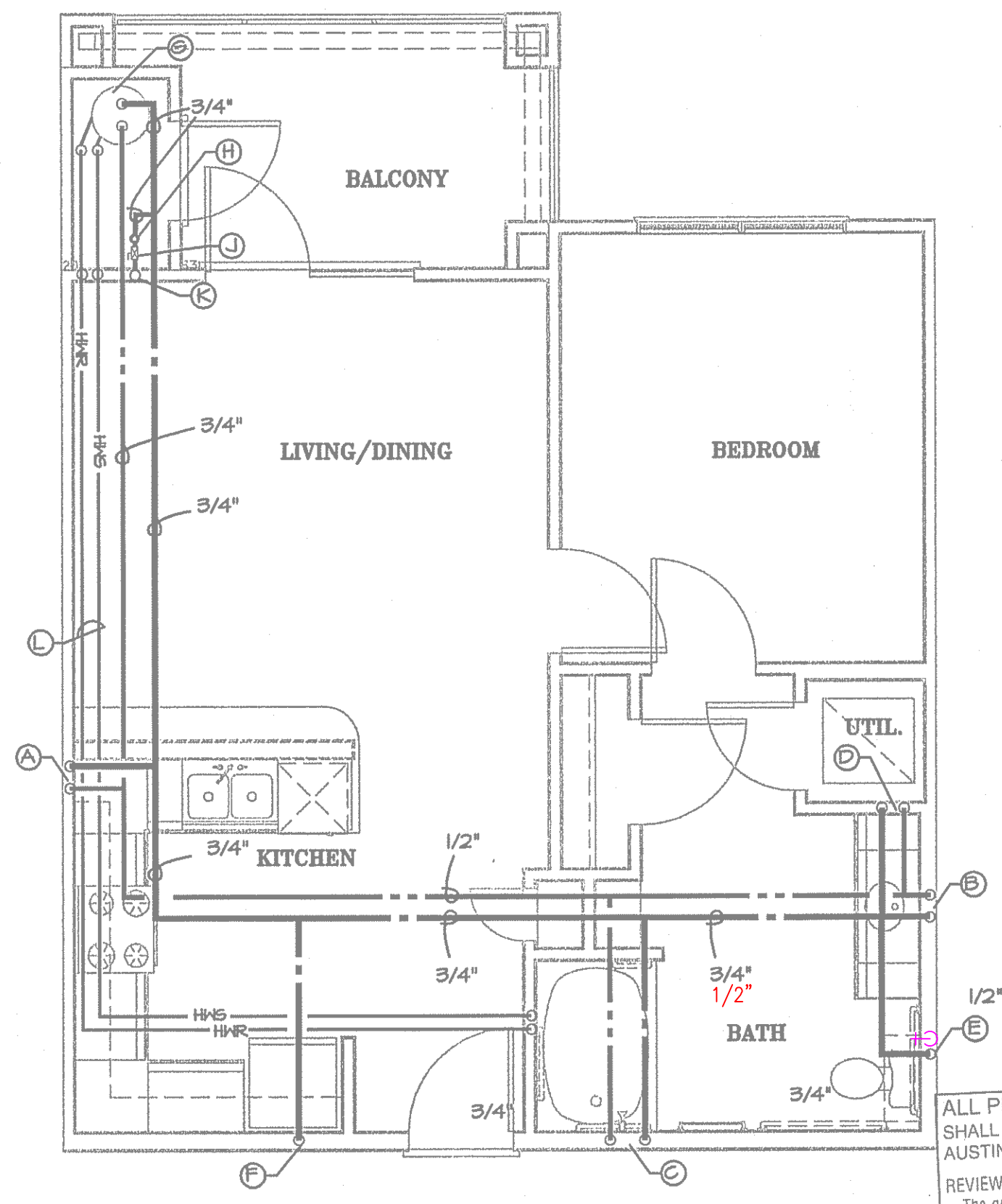
UNIT TYPE A1-A

1/4" = 1'-0"



UNIT TYPE A2

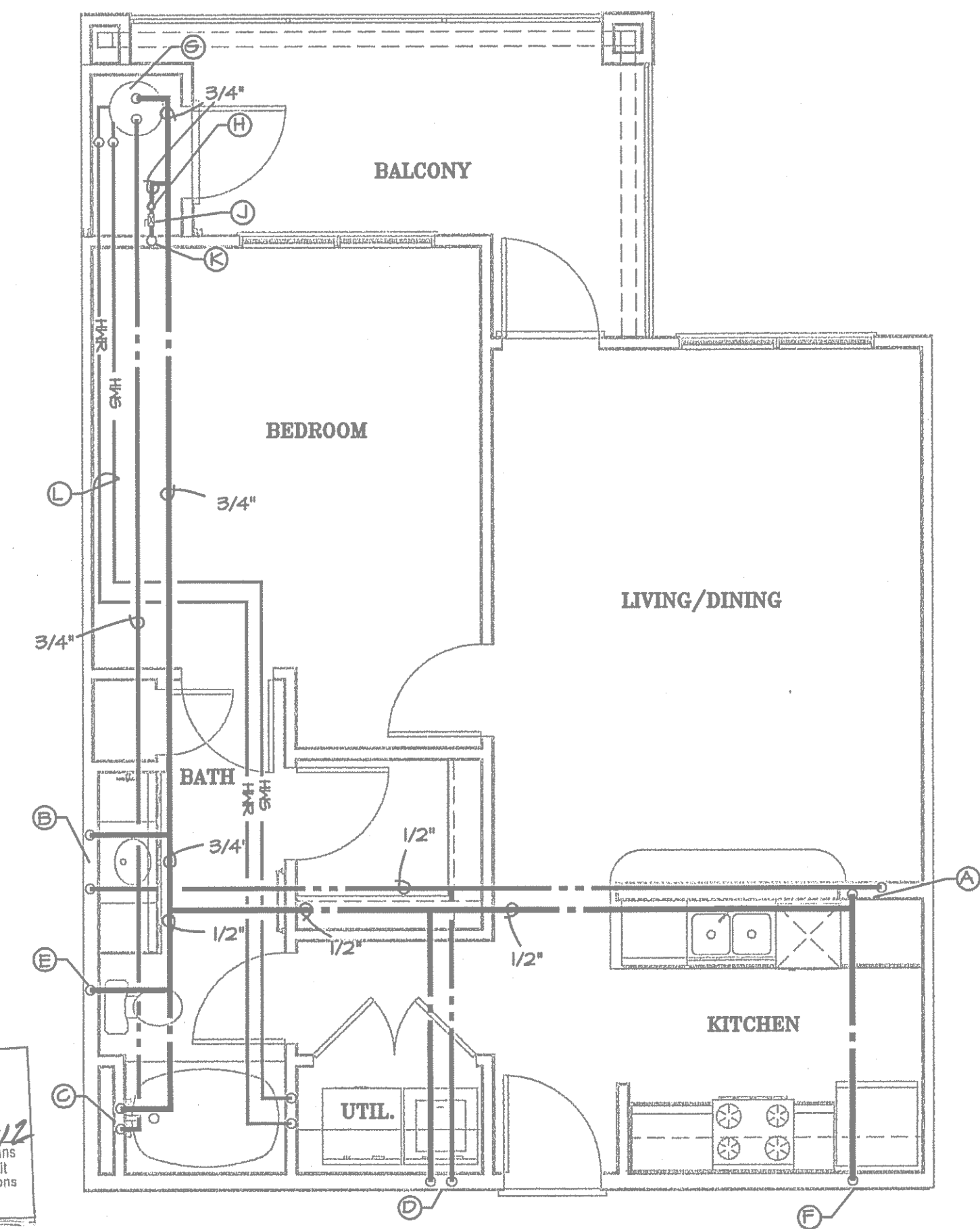
1/4" = 1'-0"



UNIT TYPE A2-HC


1/4" = 1'-0"

ALL PLUMBING SHALL BE IN ACCORDANCE WITH CITY OF AUSTIN ADOPTED PLUMBING CODES.
REVIEWED *(Signature)* DATE *2-12-12*
The granting of a permit for, or approval of these plans and specifications shall not be construed to be a permit for, or approval of, any violation of any of the provisions of, or adoption of any amendments to, any other code of the City of Austin.



UNIT TYPE A3

1/4" = 1'-0"



Firm registration number 13420
Automation Engineering

JRF ASSOCIATES

3620 Winding Way
Round Rock Texas 78664
512-970-9478 Ph

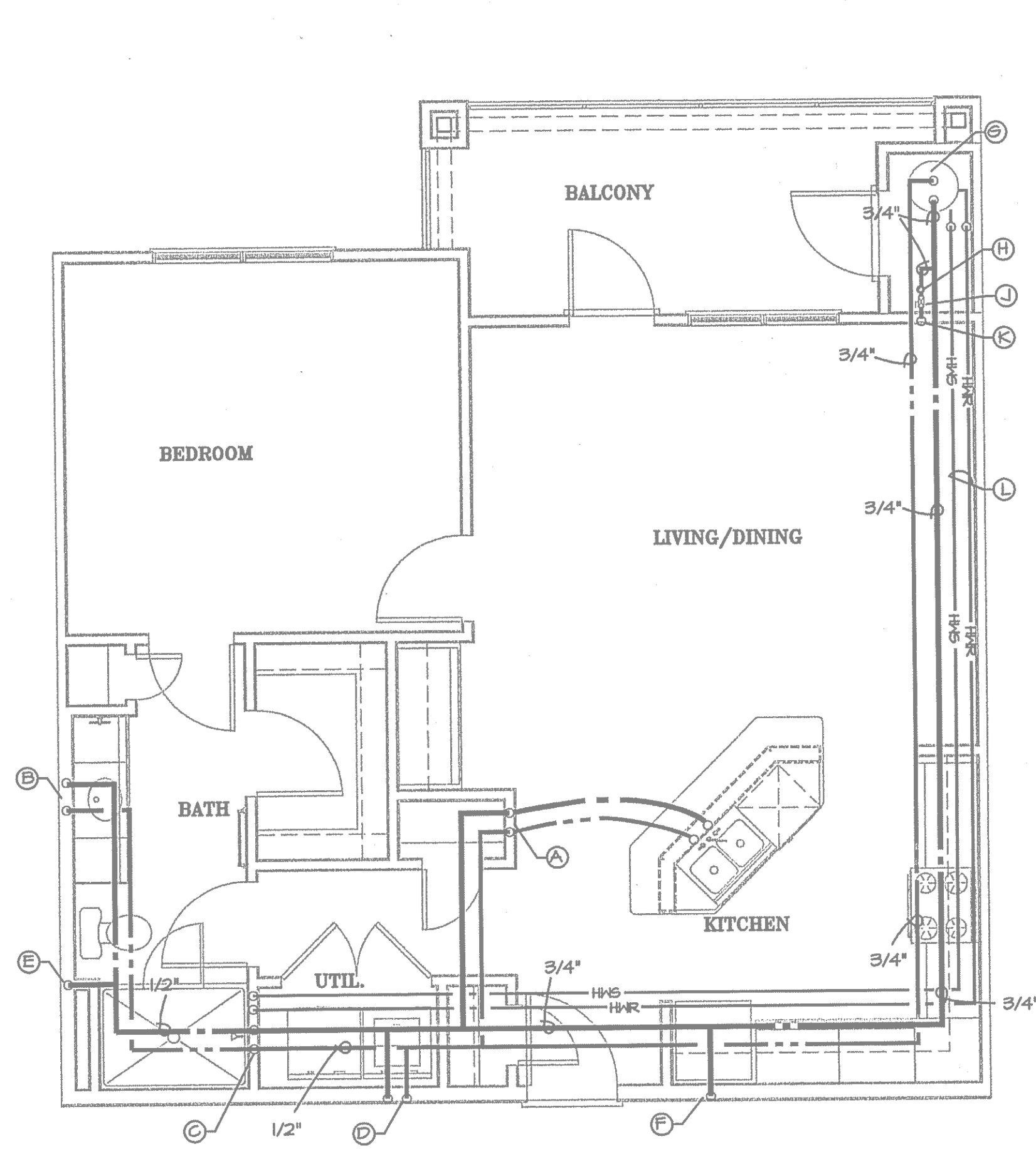
LANDMARK SOUTHPARK
 715 W. SLAUGHTER LANE
 PHASE I
 AUSTIN TEXAS

DESIGNED BY JRF ASSOCIATES
ALL RIGHTS RESERVED
THE DESIGNER HEREBY RELEASES AND THE HOLDER PROPERTY OF JRF ASSOCIATES AND MAY NOT BE REPRODUCED IN ANY FORM WITHOUT WRITTEN PERMISSION. ALL DESIGN ARE BASED ON THE INFORMATION FROM OTHERS AND TO BE TRUST ON LANDMARK SOUTHPARK PHASE I ONLY.

PROJECT NUMBER 1092012
SCALE 1/4" = 1' - 0"
ISSUE DATE 06-28-2012

SHEET NUMBER

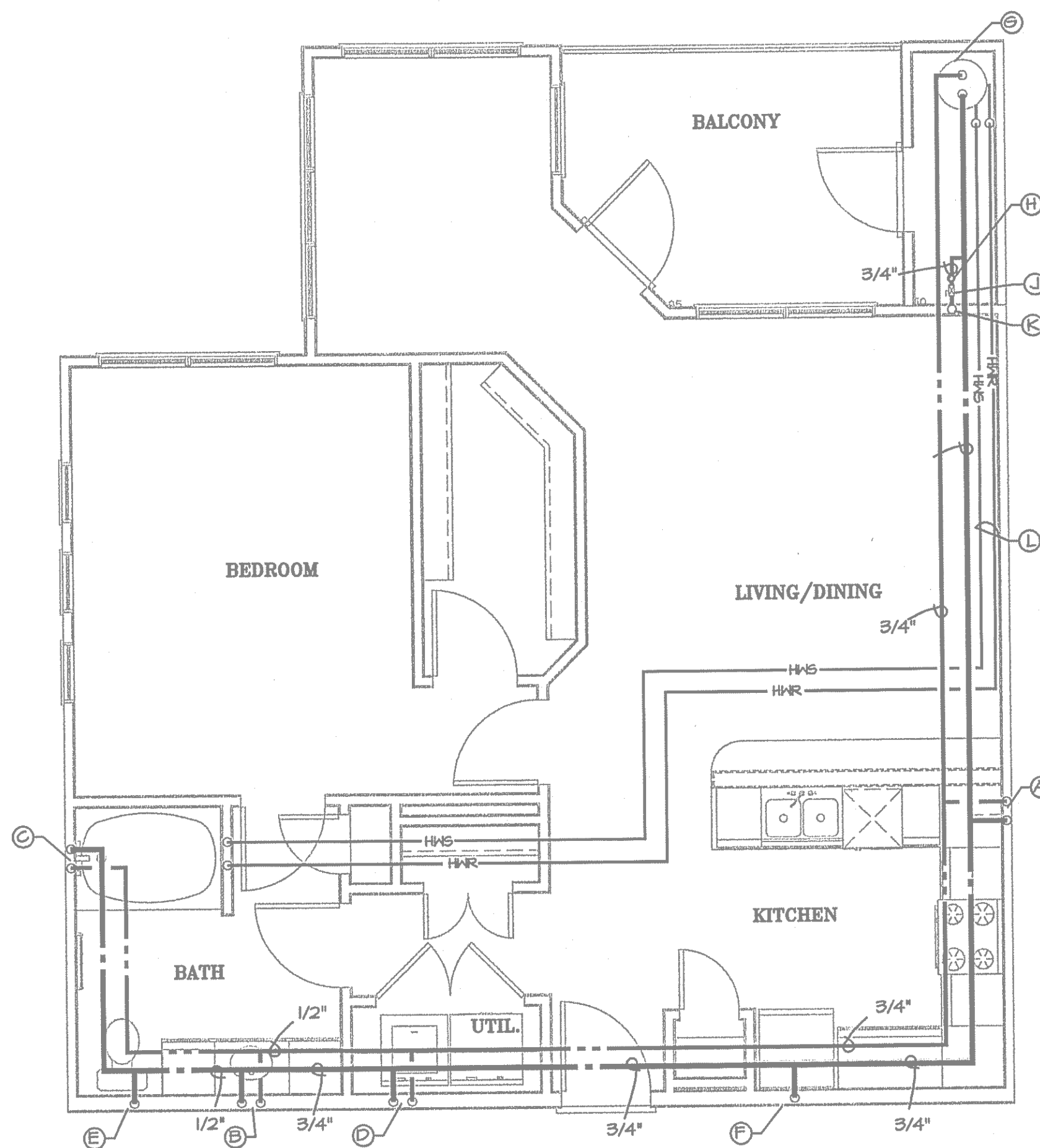
P2



UNIT TYPE A4

1/4" = 1'-0"

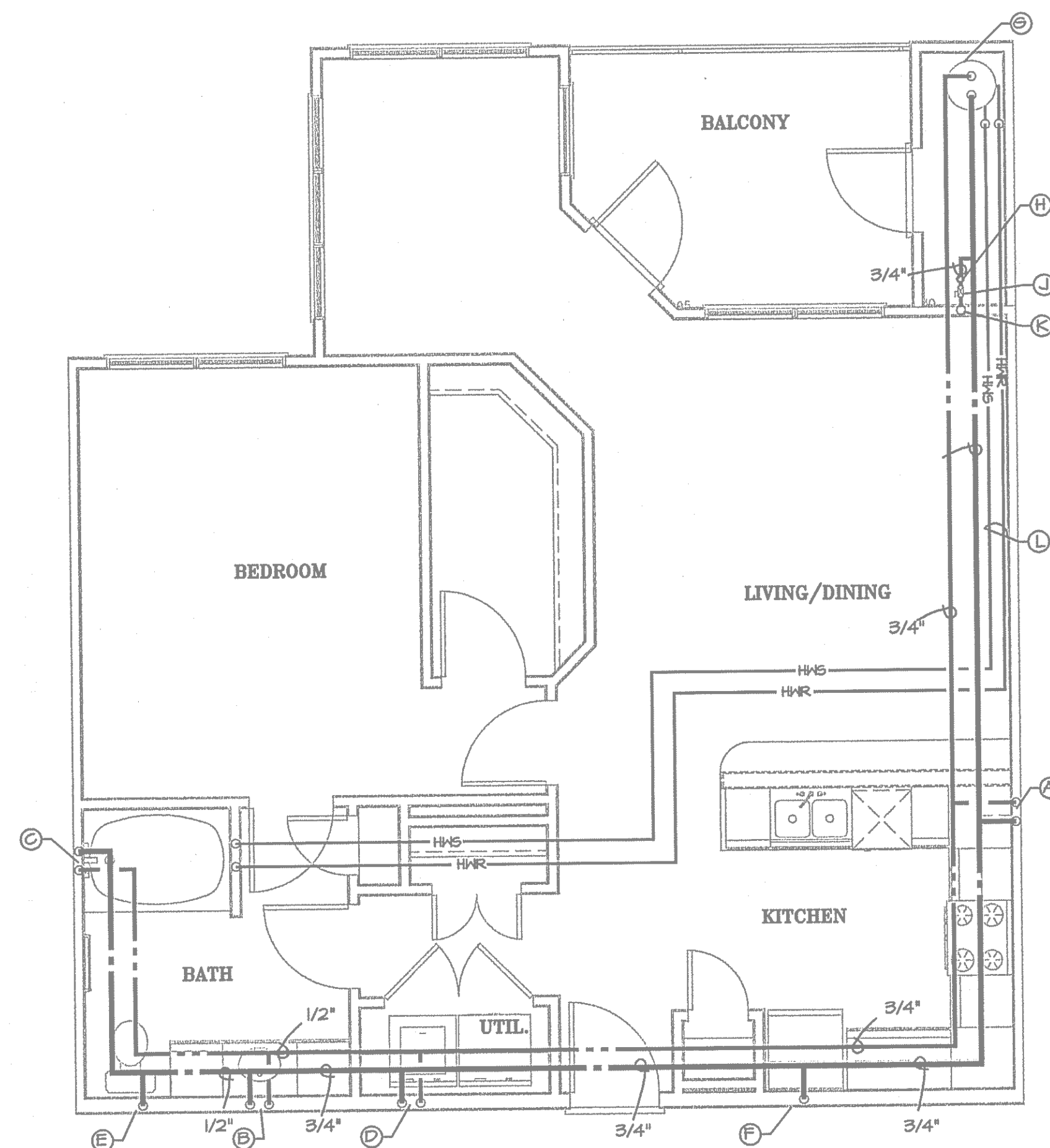
PLUMBING DESIGNATIONS	
(A)	1/2" HOT WATER LINE TO KITCHEN SINK AND DISHWASHER 1/2" COLD WATER LINE TO KITCHEN SINK
(B)	1/2" HOT WATER LINE TO LAVATORY 1/2" COLD WATER LINE TO LAVATORY
(C)	1/2" HOT WATER LINE TO TUB OR SHOWER 1/2" COLD WATER LINE TO TUB OR SHOWER



UNIT TYPE A5

1/4" = 1'-0"

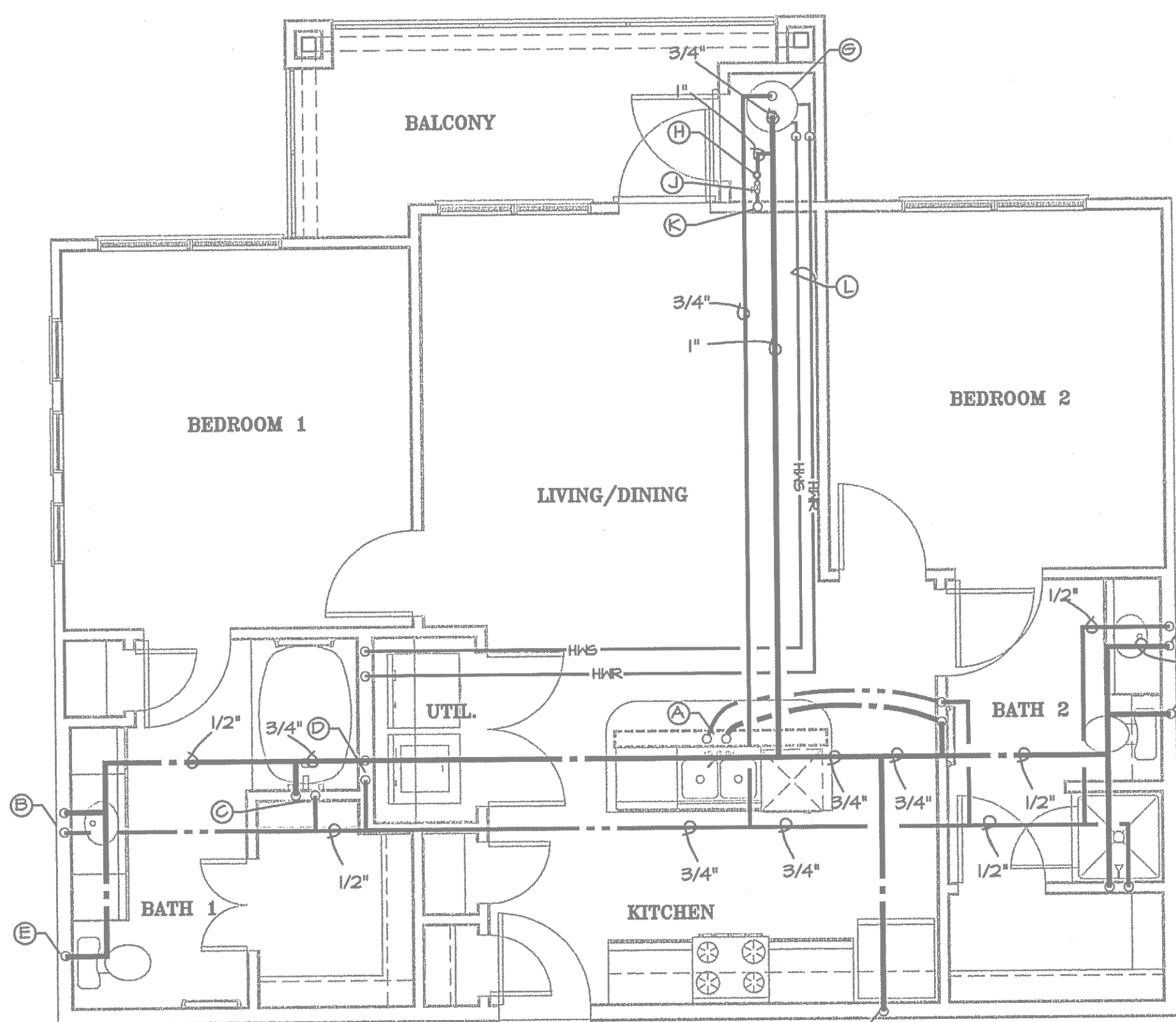
(D)	1/2" HOT WATER LINE TERMINATING AT WASHER CONNECTION BOX 1/2" COLD WATER LINE TERMINATING AT WASHER CONNECTION BOX
(E)	1/2" COLD WATER LINE TO WATER CLOSET
(F)	1/2" COLD WATER LINE TO REFRIGERATOR WATER SUPPLY BOX
(S)	WATER HEATER BY PLUMBING CONTRACTOR
(H)	UNIT WATER METER



UNIT TYPE A5-A

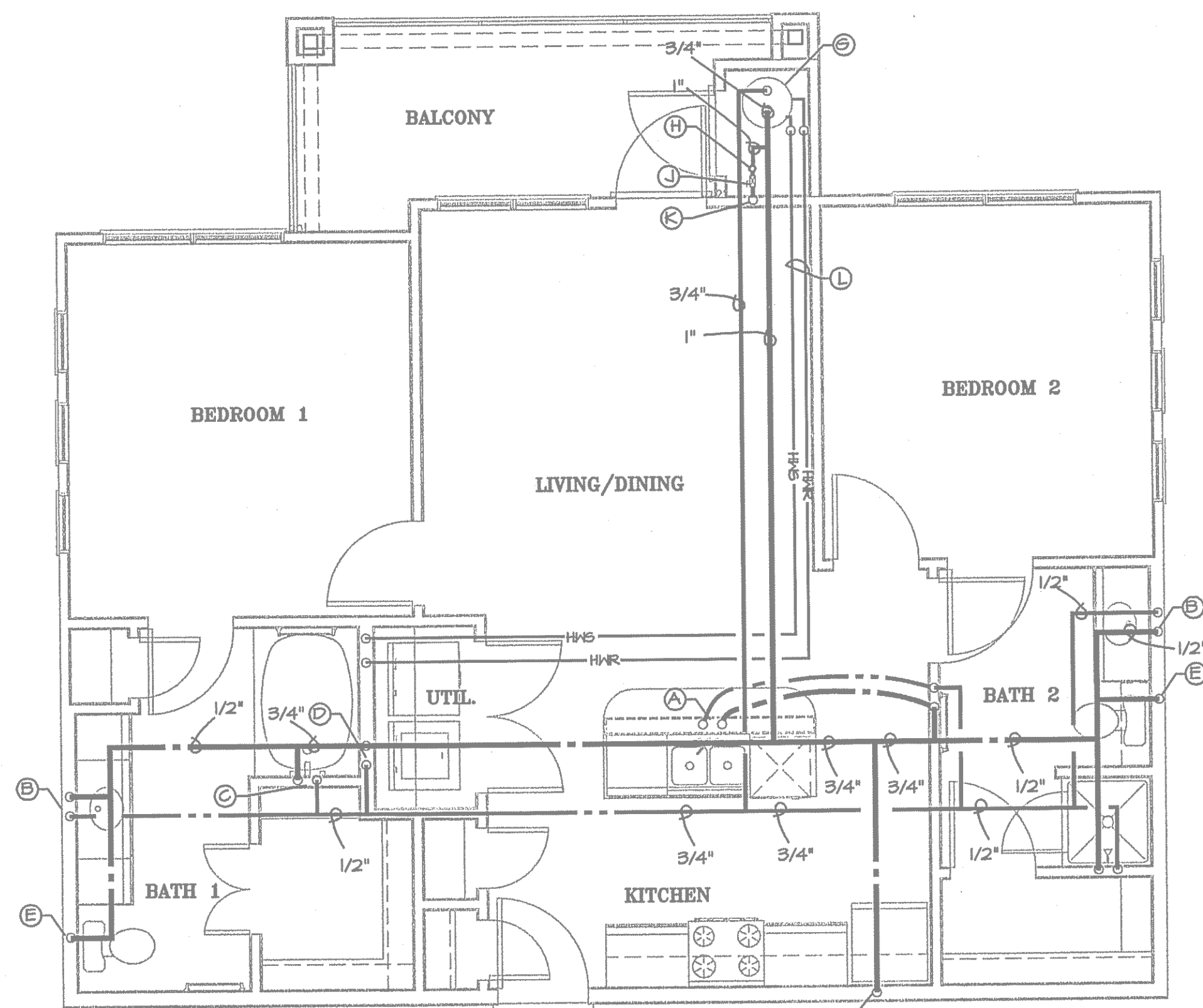
1/4" = 1'-0"

(J)	UNIT WATER SHUTOFF VALVE
(K)	WATER SUPPLY RISER
(L)	HYDRONIC HEATING PIPING FROM WATER HEATER TO FAN/COIL UNITS HEATING COIL.
(M)	1/2" HOT WATER LINE TERMINATING AT WASHER CONNECTION BOX 1/2" COLD WATER LINE TERMINATING AT WASHER CONNECTION BOX 1/2" HOT WATER LINE TO SHOWER 1/2" COLD WATER LINE TO SHOWER



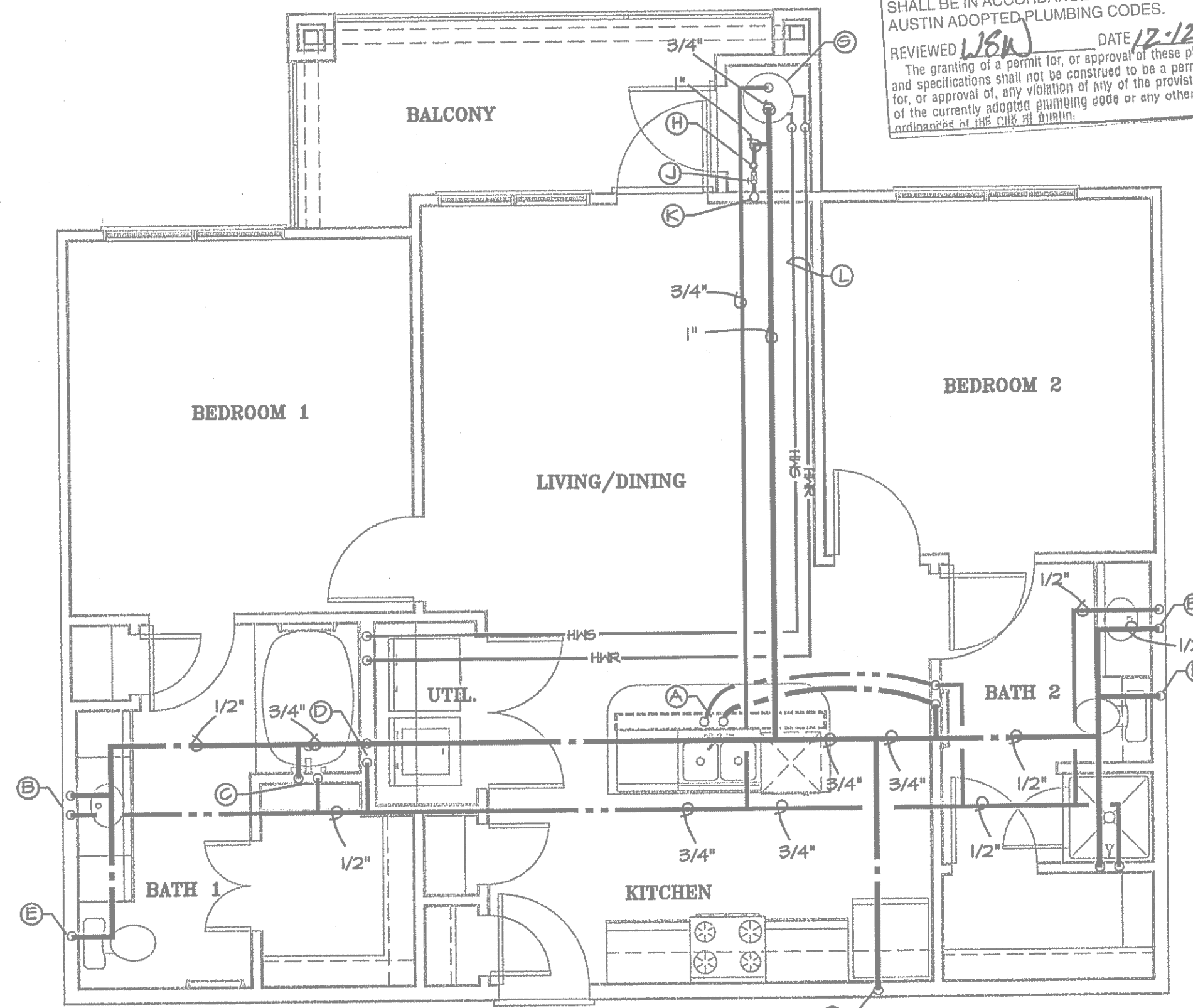
UNIT TYPE BI-A

1/4" = 1'-0"



UNIT TYPE BI-B

1/4" = 1'-0"



UNIT TYPE BI

1/4" = 1'-0"

ALL PLUMBING SHALL BE IN ACCORDANCE WITH CITY OF AUSTIN ADOPTED PLUMBING CODES.
REVIEWED *LJS* DATE *12-12-12*
The granting of a permit for, or approval of these plans and specifications shall not be construed to be a permit, or approval, of any violation of any of the provisions of the currently adopted plumbing code or any other ordinance of the City of Austin.



Firm registration number
13420
Automation Engineering

JRF ASSOCIATES

3620 Winding Way
Round Rock Texas 78664
512-970-9478 Ph

LANDMARK SOUTHPARK

715 W. SLAUGHTER LANE

TEXAS

PHASE I

AUSTIN

© 2012 BY JRF ASSOCIATES
ALL RIGHTS RESERVED.
THE FOREGOING PROJECT DESIGN AND THE SCALE PROPERTY OF JRF ASSOCIATES AND MAY NOT BE REPRODUCED IN ANY FORM WITHOUT WRITTEN PERMISSION. ALL DESIGNS ARE BASED ON THE INFORMATION FROM OTHERS AND TO BE USED ON LANDMARK SOUTHPARK PHASE I ONLY.

PROJECT NUMBER
1092012
SCALE
1/4" = 1' - 0"
ISSUE DATE
06-28-2012

SHEET NUMBER

P3



Firm registration number
13420
Automation Engineering

JRF ASSOCIATES

3620 Winding Way
Round Rock Texas 78664
512-970-9478 Ph

LANDMARK SOUTHPARK
715 W. SLAUGHTER LANE

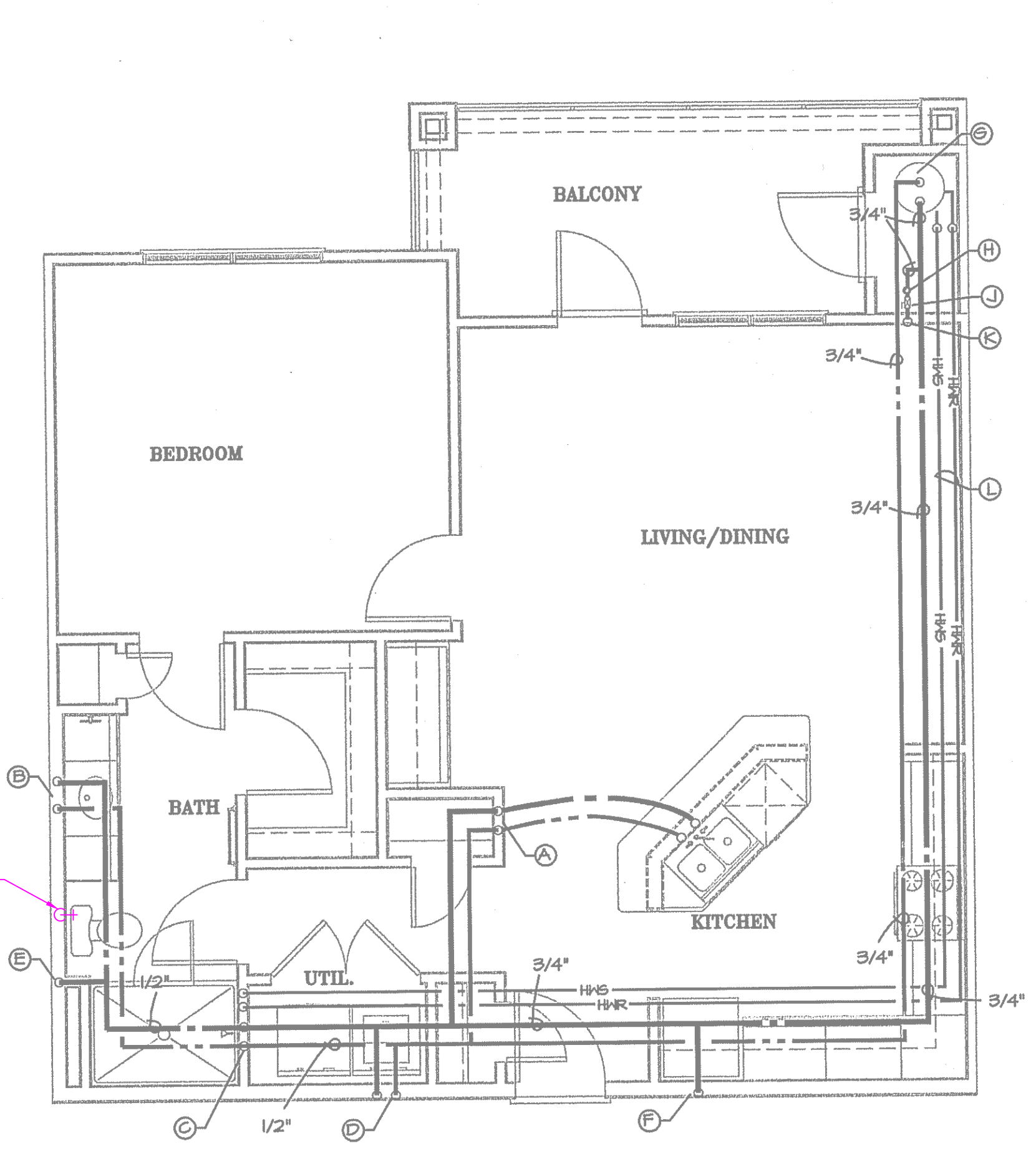
TEXAS
PHASE I
AUSTIN

© 2012 BY JRF ASSOCIATES
ALL RIGHTS RESERVED.
THIS DOCUMENT IS THE PROPERTY OF JRF ASSOCIATES AND MAY NOT BE REPRODUCED IN ANY FORM WITHOUT WRITTEN PERMISSION. ALL DESIGNS ARE BASED ON THE INFORMATION FROM OTHERS AND TO BE USED ON LANDMARK SOUTHPARK PHASE I ONLY.

PROJECT NUMBER
1092012
SCALE
1/4" = 1' - 0"
ISSUE DATE
06-28-2012

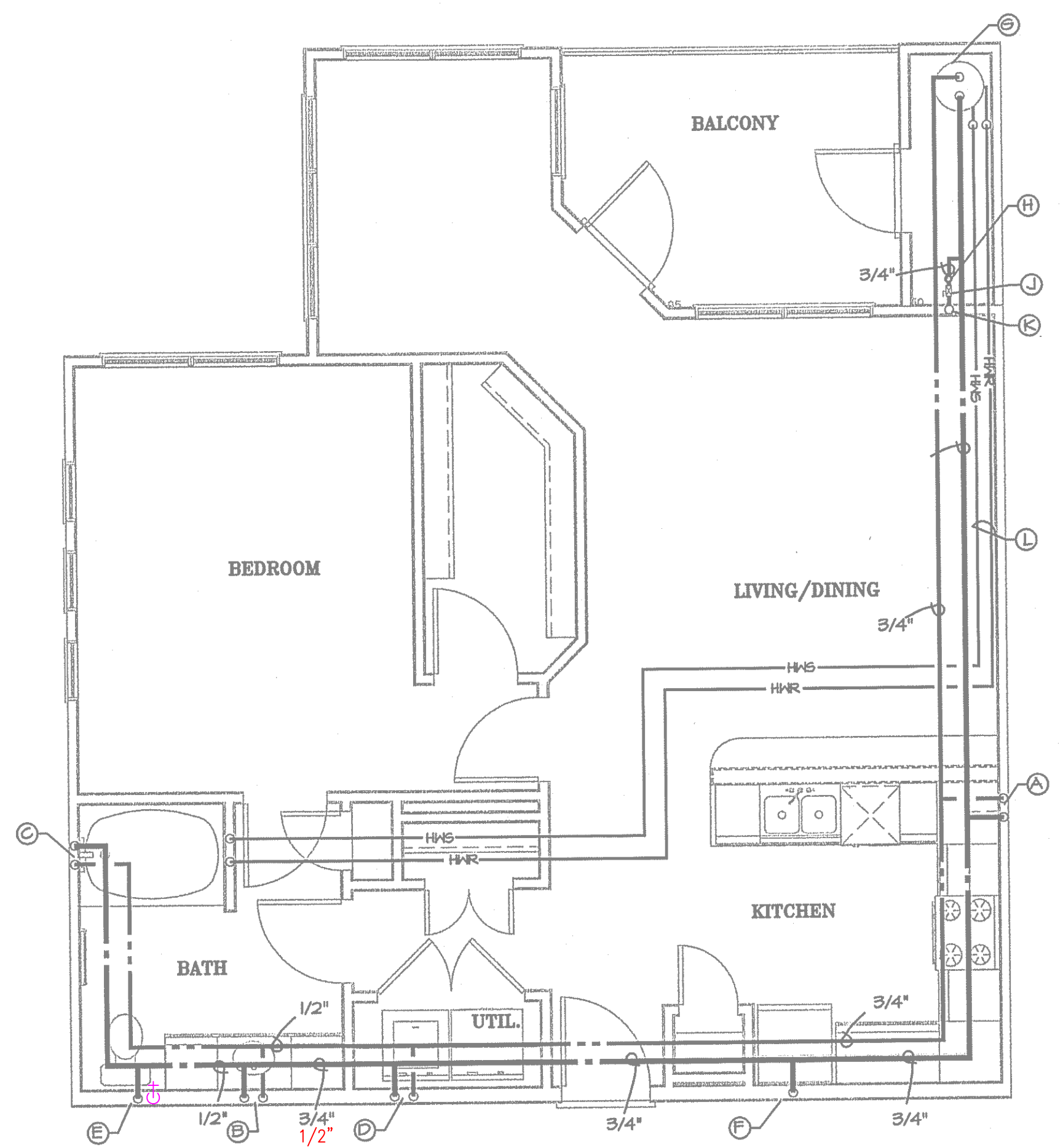
SHEET NUMBER

P3



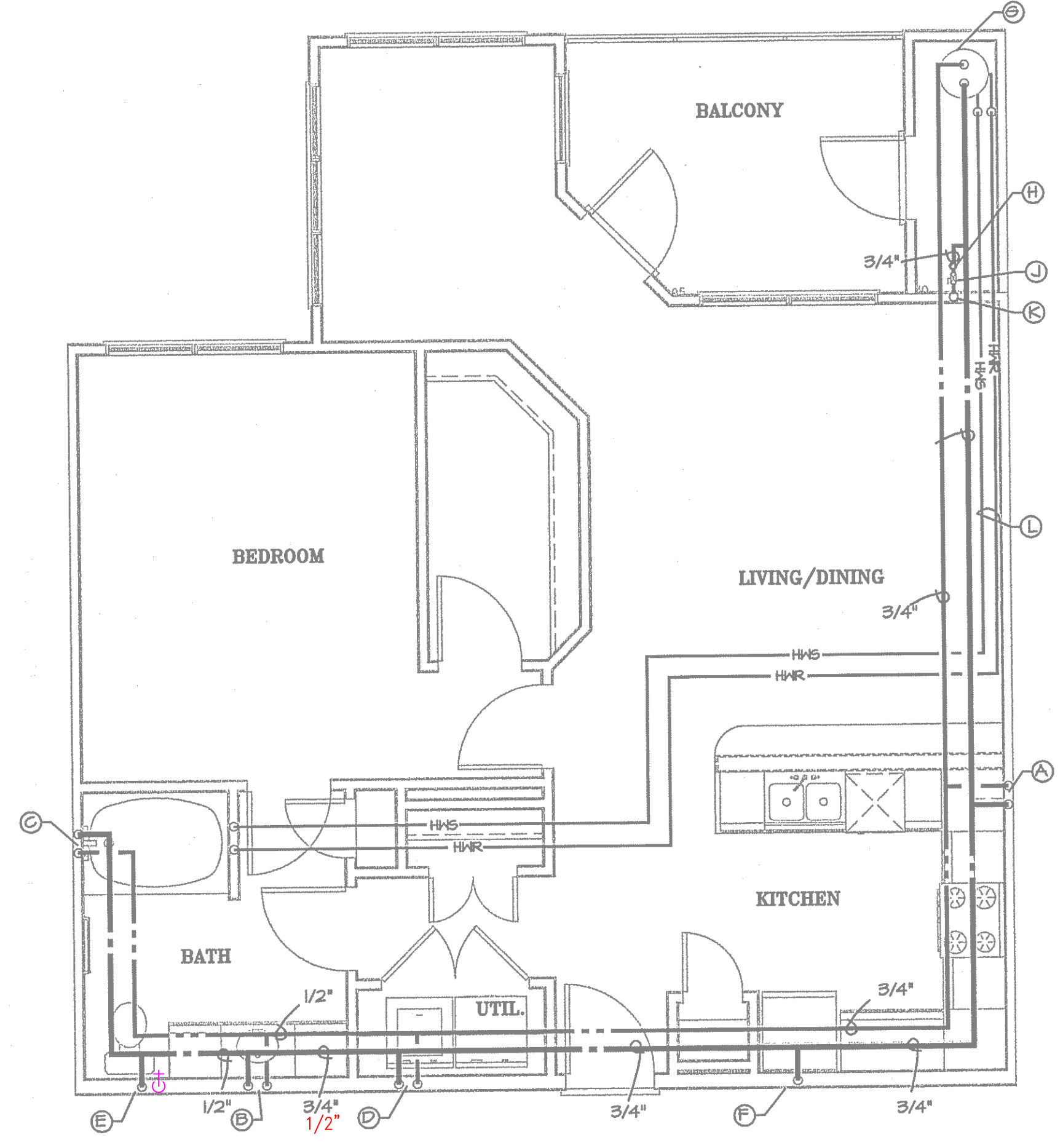
UNIT TYPE A4

1/4" = 1'-0"



UNIT TYPE A5

1/4" = 1'-0"



UNIT TYPE A5-A

1/4" = 1'-0"

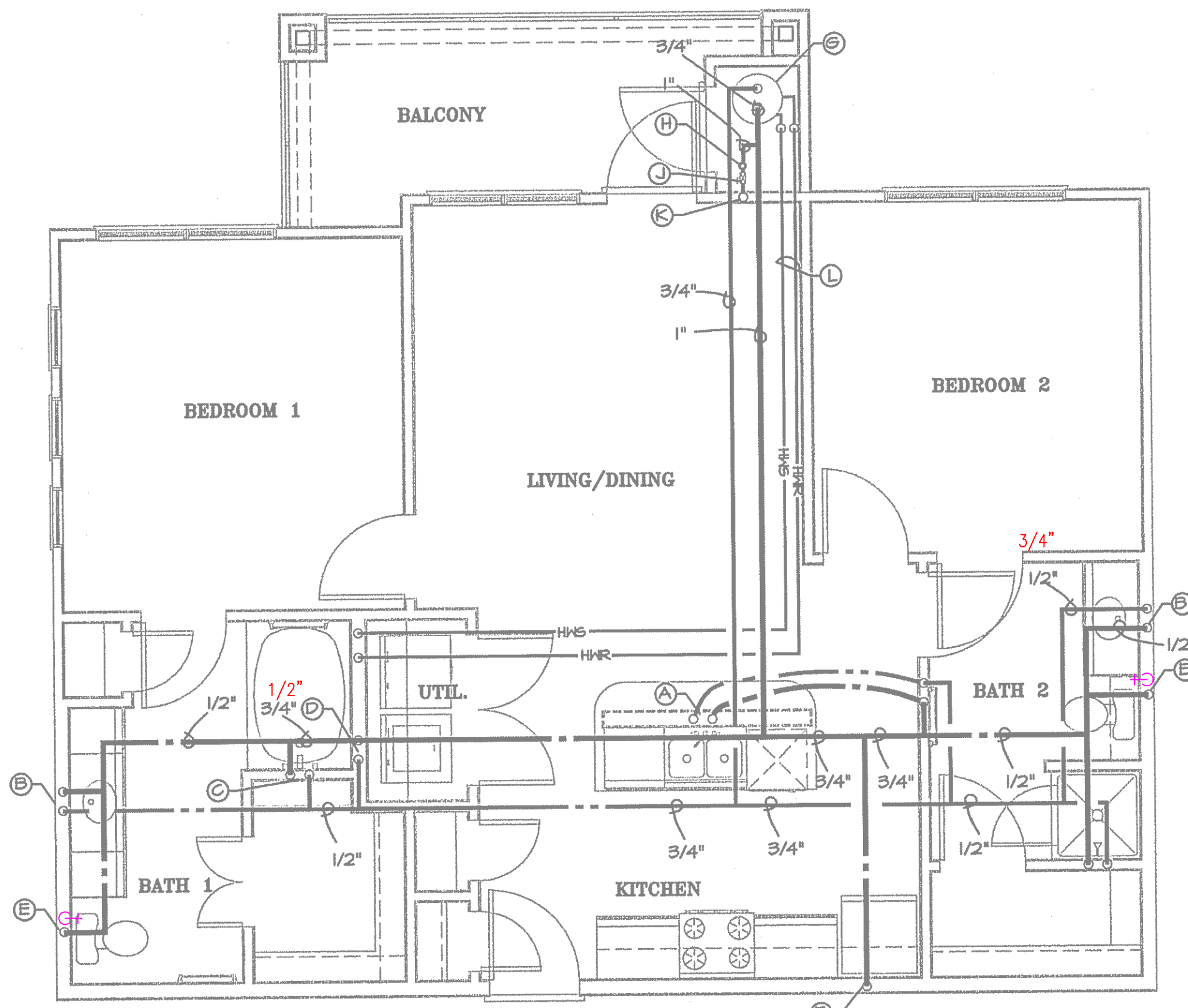
PLUMBING DESIGNATIONS	
(A)	1/2" HOT WATER LINE TO KITCHEN SINK AND DISHWASHER 1/2" COLD WATER LINE TO KITCHEN SINK
(B)	1/2" HOT WATER LINE TO LAVATORY 1/2" COLD WATER LINE TO LAVATORY
(C)	1/2" HOT WATER LINE TO TUB OR SHOWER 1/2" COLD WATER LINE TO TUB OR SHOWER

(D)	1/2" HOT WATER LINE TERMINATING AT WASHER CONNECTION BOX 1/2" COLD WATER LINE TERMINATING AT WASHER CONNECTION BOX
(E)	1/2" COLD WATER LINE TO WATER CLOSET 1/2" GRAY WATER
(F)	1/2" COLD WATER LINE TO REFRIGERATOR WATER SUPPLY BOX
(S)	WATER HEATER BY PLUMBING CONTRACTOR
(H)	UNIT WATER METER

(I)	UNIT WATER SHUTOFF VALVE
(K)	WATER SUPPLY RISER
(L)	HYDRONIC HEATING PIPING FROM WATER HEATER TO FAN/COIL UNITS HEATING COIL.
(M)	1/2" HOT WATER LINE TERMINATING AT WASHER CONNECTION BOX 1/2" COLD WATER LINE TERMINATING AT WASHER CONNECTION BOX 1/2" HOT WATER LINE TO SHOWER 1/2" COLD WATER LINE TO SHOWER

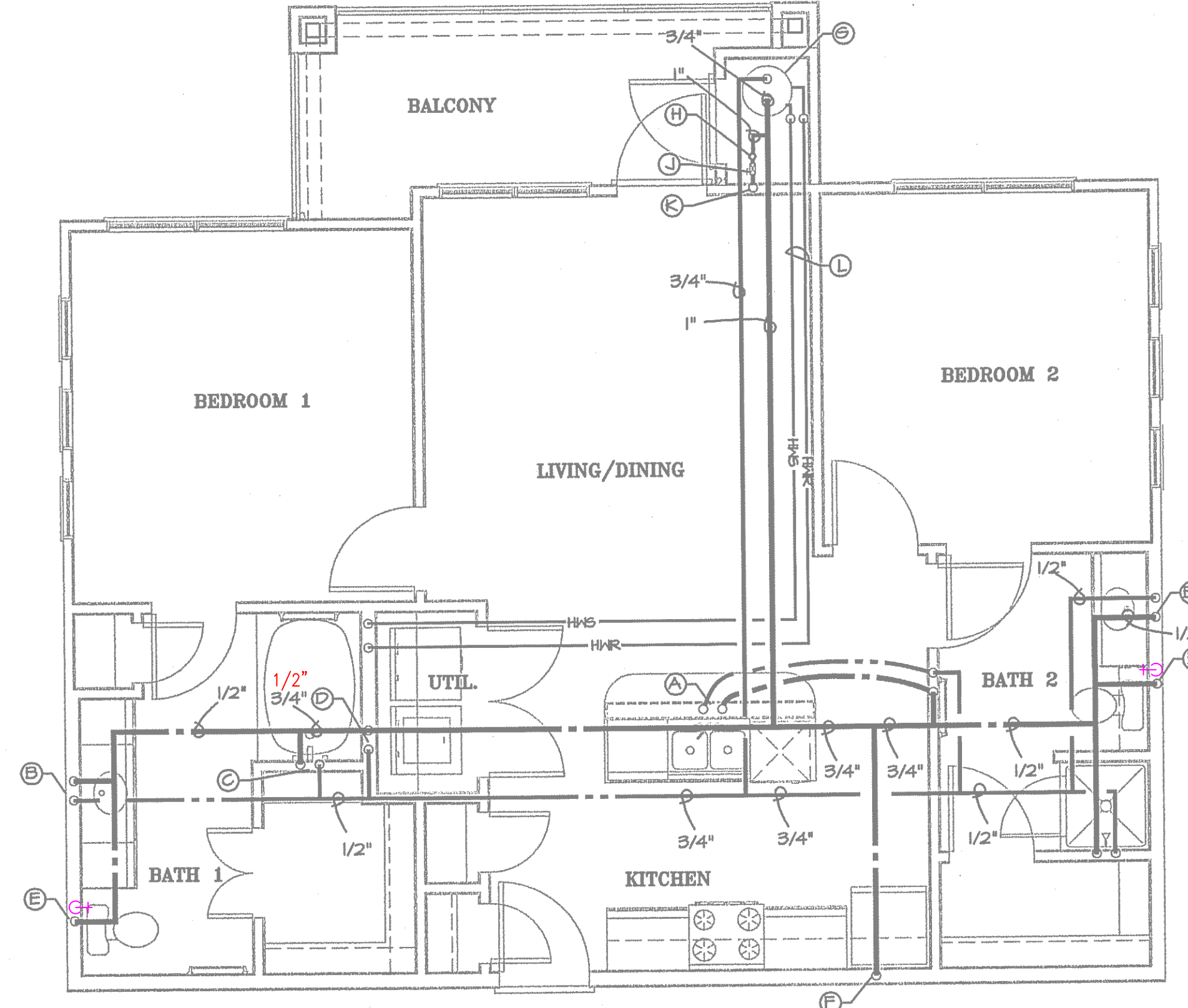
PLUMBING LEGEND	
	GRAY WATER SUPPLY PIPING
	2" DOMESTIC WATER SUPPLY PIPING SIZE REDUCTION

ALL PLUMBING SHALL BE IN ACCORDANCE WITH CITY OF AUSTIN ADOPTED PLUMBING CODES.
REVIEWED *LJS* DATE *12-12-12*
The granting of a permit for, or approval of these plans and specifications shall not be construed to be a permit for, or approval of, any violation of any of the provisions of the currently adopted plumbing code or any other ordinance of the City of Austin.



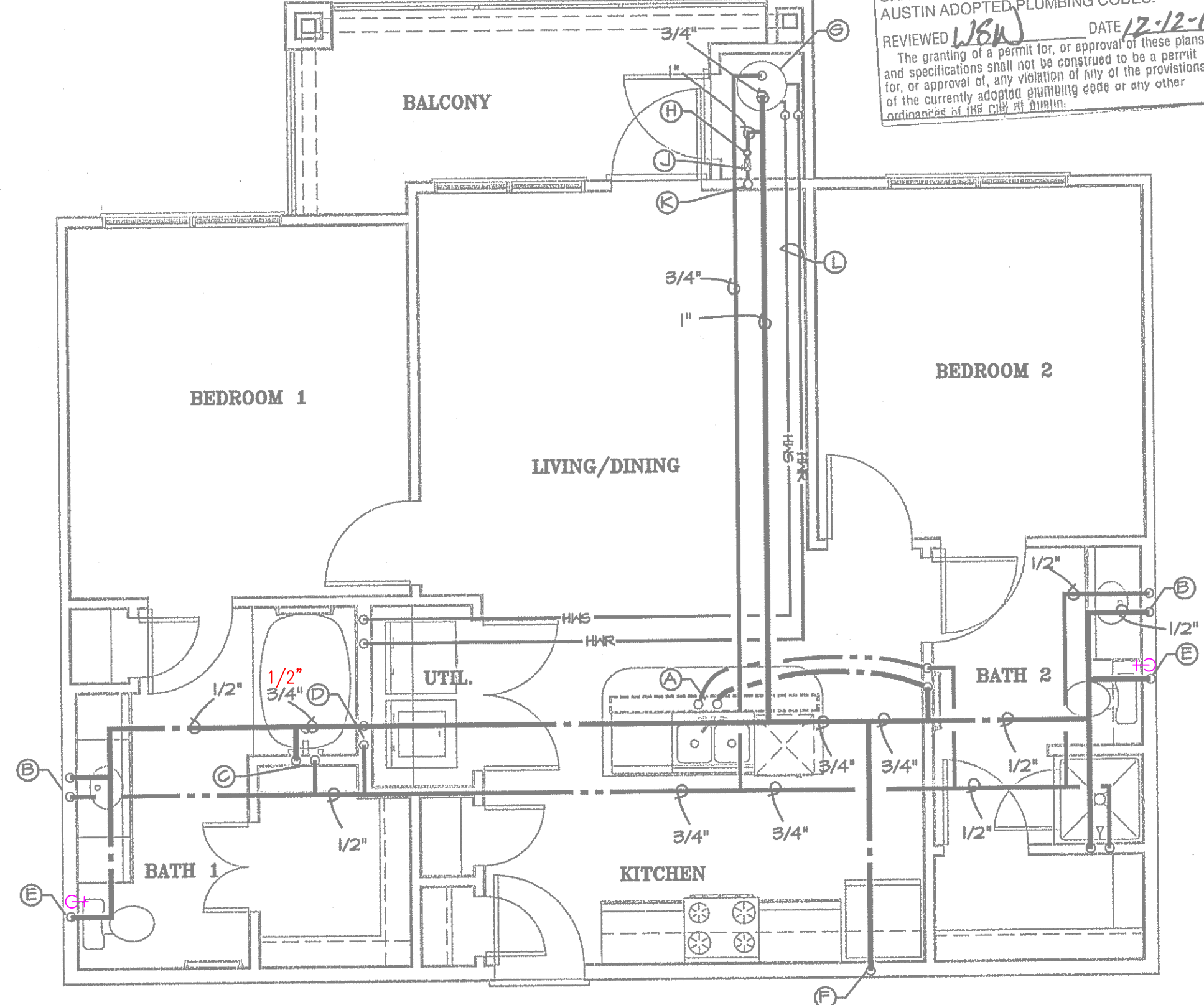
UNIT TYPE BI-A

1/4" = 1'-0"



UNIT TYPE BI-B

1/4" = 1'-0"

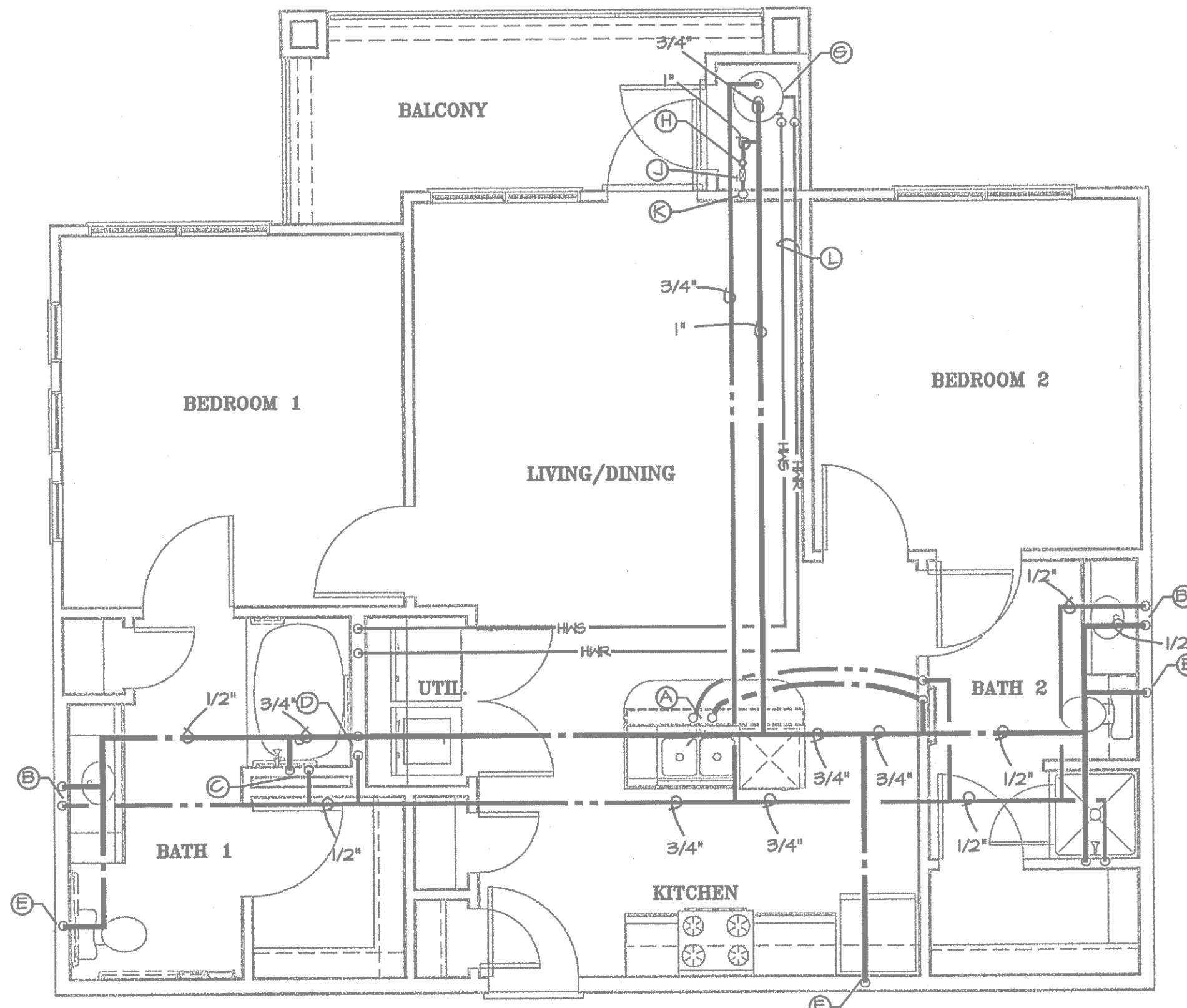


UNIT TYPE BI

1/4" = 1'-0"

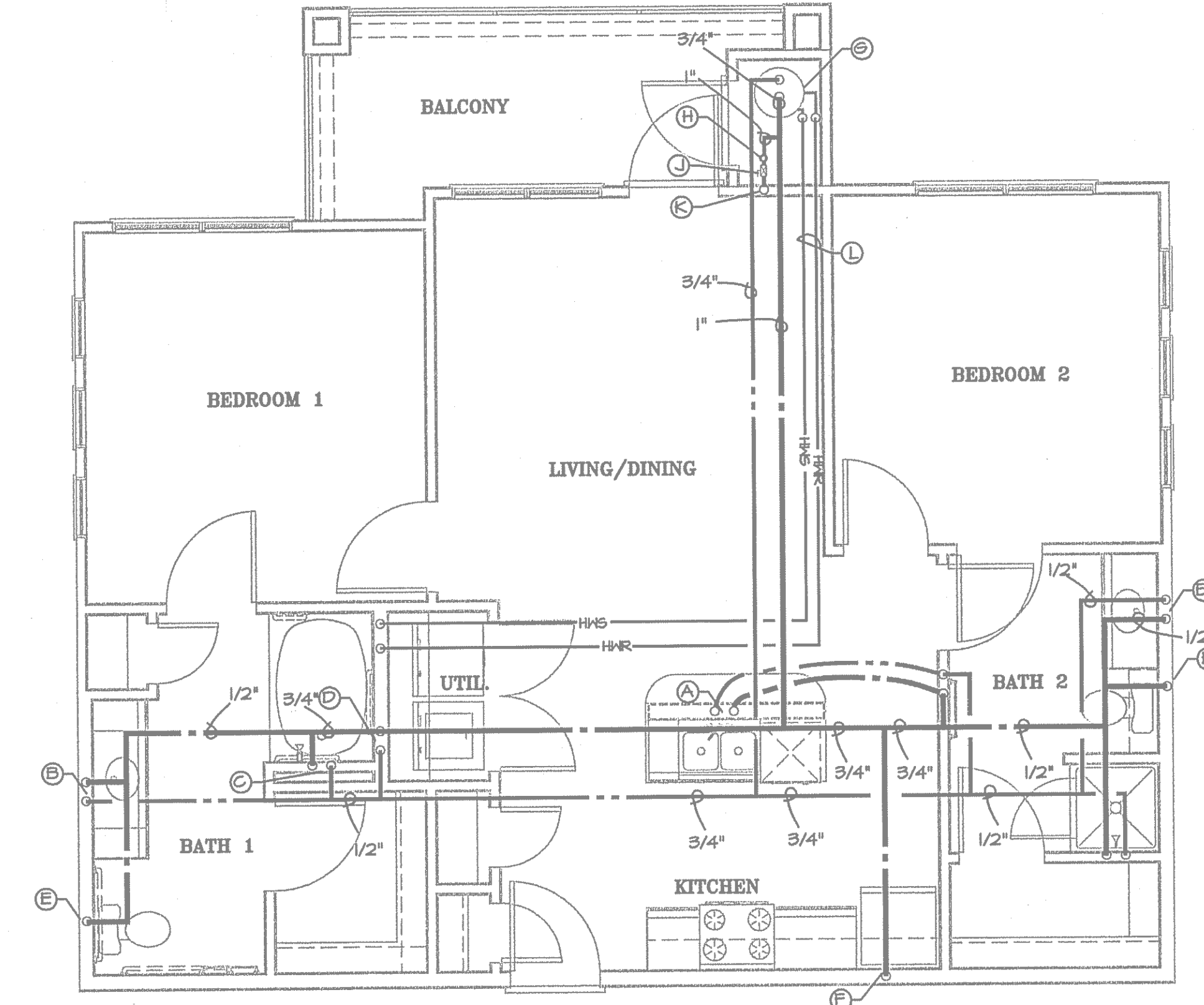
PLUMBING DESIGNATIONS	
(A)	1/2" HOT WATER LINE TO KITCHEN SINK AND DISHWASHER 1/2" COLD WATER LINE TO KITCHEN SINK
(B)	1/2" HOT WATER LINE TO LAVATORY 1/2" COLD WATER LINE TO LAVATORY
(C)	1/2" HOT WATER LINE TO TUB OR SHOWER 1/2" COLD WATER LINE TO TUB OR SHOWER
(D)	1/2" HOT WATER LINE TERMINATING AT WASHER CONNECTION BOX 1/2" COLD WATER LINE TERMINATING AT WASHER CONNECTION BOX
(E)	1/2" COLD WATER LINE TO WATER CLOSET
(F)	1/2" COLD WATER LINE TO REFRIGERATOR WATER SUPPLY BOX
(G)	WATER HEATER BY PLUMBING CONTRACTOR
(H)	UNIT WATER METER
(J)	UNIT WATER SHUTOFF VALVE
(K)	WATER SUPPLY RISER
(L)	HYDRONIC HEATING PIPING FROM WATER HEATER TO FAN/COIL UNITS HEATING COIL.
(M)	1/2" HOT WATER LINE TERMINATING AT WASHER CONNECTION BOX 1/2" COLD WATER LINE TERMINATING AT WASHER CONNECTION BOX 1/2" HOT WATER LINE TO SHOWER 1/2" COLD WATER LINE TO SHOWER

RUN HORIZONTAL DOMESTIC WATER PIPING FOR MULTI FLOOR BUILDINGS ABOVE SECOND FLOOR CEILING.



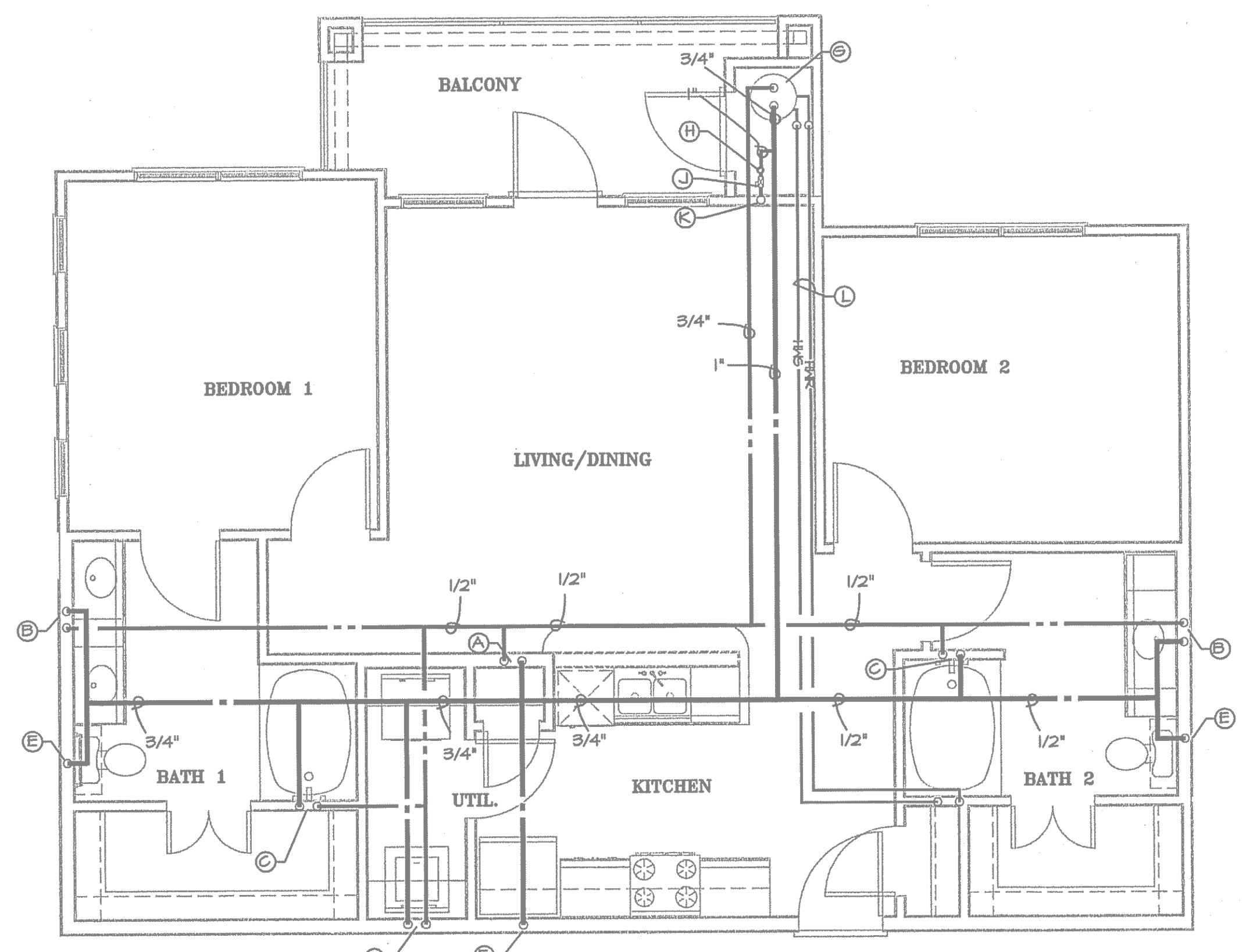
UNIT TYPE BI-HC

1/4" = 1'-0"



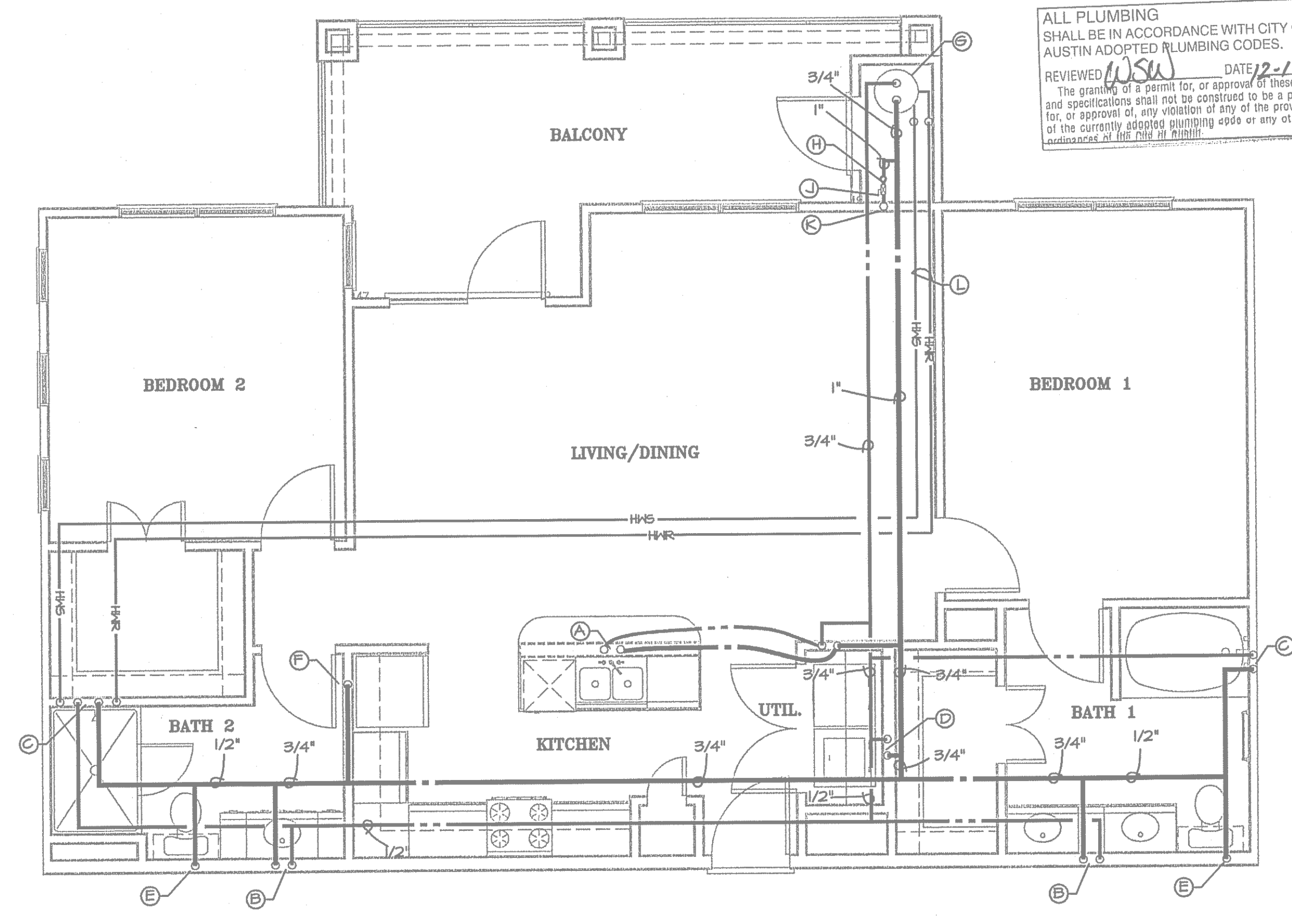
UNIT TYPE BI-HC-A

1/4" = 1'-0"



UNIT TYPE B2


1/4" = 1'-0"



UNIT TYPE B3

1/4" = 1'-0"

ALL PLUMBING SHALL BE IN ACCORDANCE WITH CITY OF AUSTIN ADOPTED PLUMBING CODES.
 REVIEWED: WSU DATE: 2-17-12
 The granting of a permit for, or approval of these plans and specifications shall not be construed to be a permit for, or approval of, any violation of any of the provisions of the currently adopted plumbing code or any other ordinance of the City of Austin.



Firm registration number 13420
Automation Engineering

JRF ASSOCIATES

3620 Winding Way
Round Rock Texas 78664
512-970-9478 Ph

LANDMARK SOUTHPARK
715 W. SLAUGHTER LANE
AUSTIN TEXAS
PHASE I

© 2012 BY JRF ASSOCIATES
ALL RIGHTS RESERVED.
THE DESIGN DEPICTED HEREIN ARE THE SOLE PROPERTY OF JRF ASSOCIATES AND MAY NOT BE REPRODUCED IN ANY FORM WITHOUT WRITTEN PERMISSION. ALL DESIGN ARE BASED ON THE INFORMATION FROM OTHERS AND TO BE USED ON LANDMARK SOUTHPARK PHASE I ONLY.

PROJECT NUMBER 1092012
SCALE 1/4" = 1' - 0"
ISSUE DATE 06-28-2012

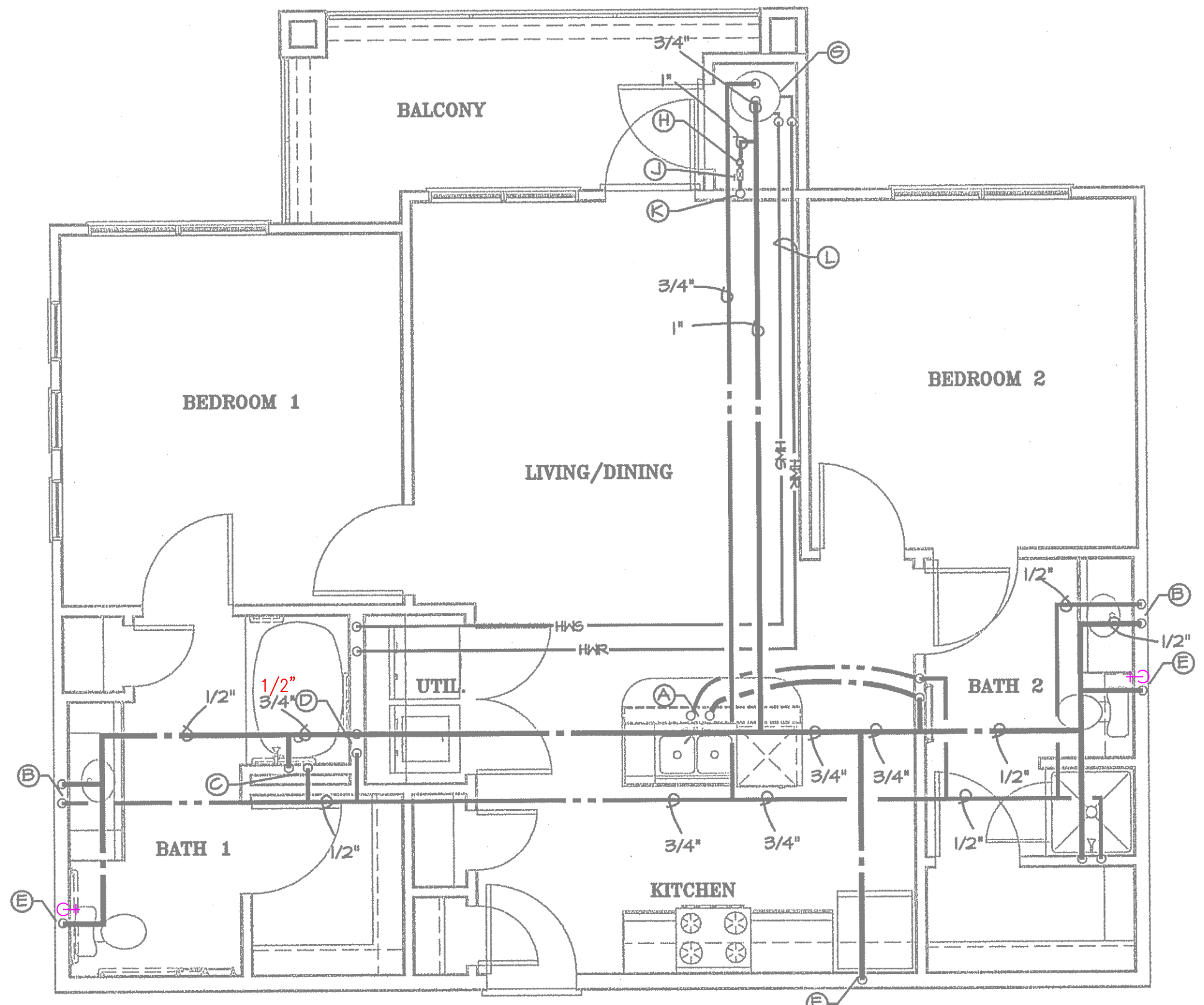
SHEET NUMBER

P4

PLUMBING DESIGNATIONS	
A	1/2" HOT WATER LINE TO KITCHEN SINK AND DISHWASHER 1/2" COLD WATER LINE TO KITCHEN SINK
B	1/2" HOT WATER LINE TO LAVATORY 1/2" COLD WATER LINE TO LAVATORY
C	1/2" HOT WATER LINE TO TUB OR SHOWER 1/2" COLD WATER LINE TO TUB OR SHOWER
D	1/2" HOT WATER LINE TERMINATING AT WASHER CONNECTION BOX 1/2" COLD WATER LINE TERMINATING AT WASHER CONNECTION BOX
E	1/2" COLD WATER LINE TO WATER CLOSET 1/2" GRAYWATER
F	1/2" COLD WATER LINE TO REFRIGERATOR WATER SUPPLY BOX
G	WATER HEATER BY PLUMBING CONTRACTOR
H	UNIT WATER METER
J	UNIT WATER SHUTOFF VALVE
K	WATER SUPPLY RISER
L	HYDRONIC HEATING PIPING FROM WATER HEATER TO FAN/COIL UNITS HEATING COIL.
M	1/2" HOT WATER LINE TERMINATING AT WASHER CONNECTION BOX 1/2" COLD WATER LINE TERMINATING AT WASHER CONNECTION BOX 1/2" HOT WATER LINE TO SHOWER 1/2" COLD WATER LINE TO SHOWER

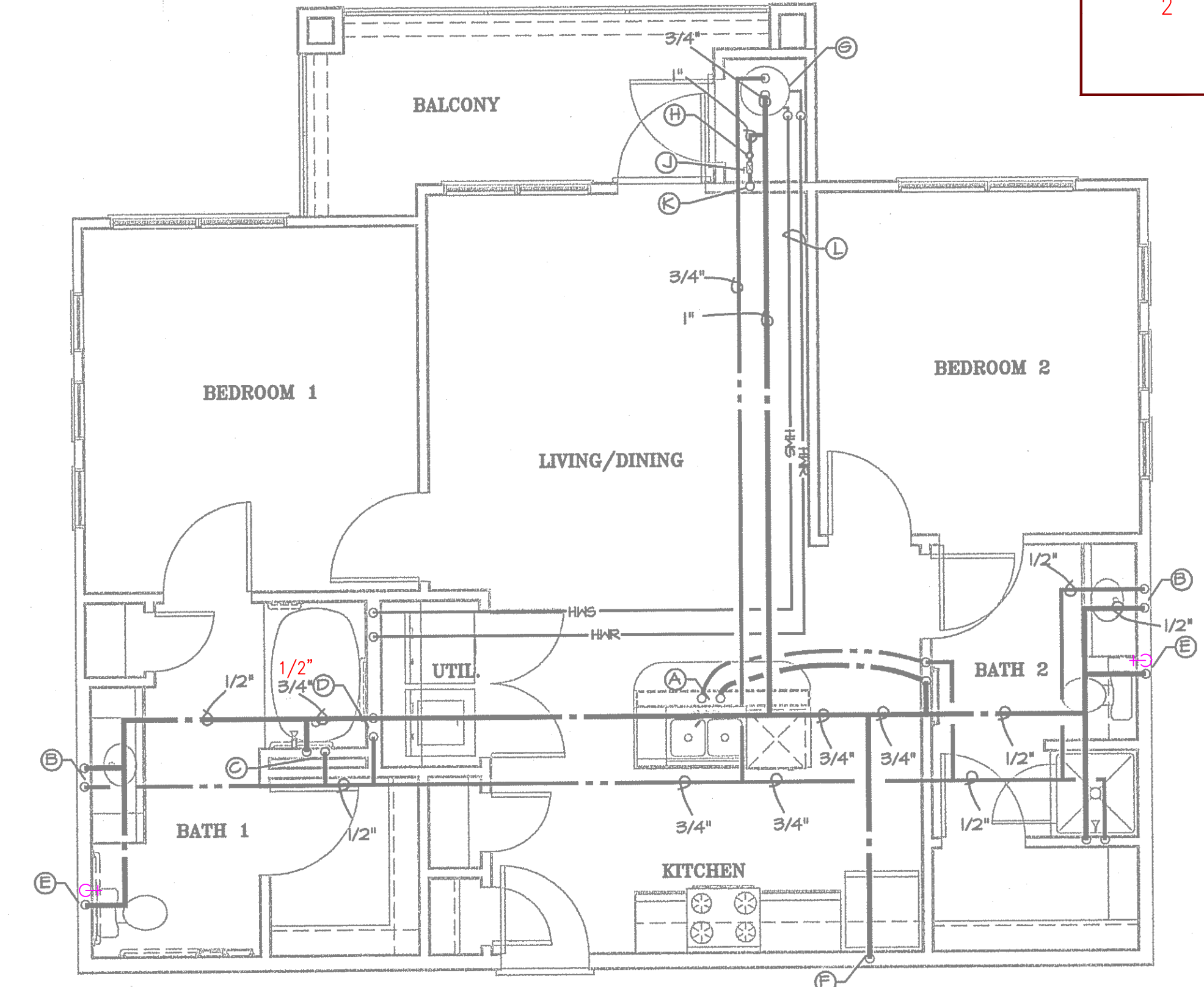
RUN HORIZONTAL DOMESTIC WATER PIPING FOR MULTI FLOOR BUILDINGS ABOVE SECOND FLOOR CEILING.

PLUMBING LEGEND	
	GRAY WATER SUPPLY PIPING
	2" DOMESTIC WATER SUPPLY PIPING SIZE REDUCTION



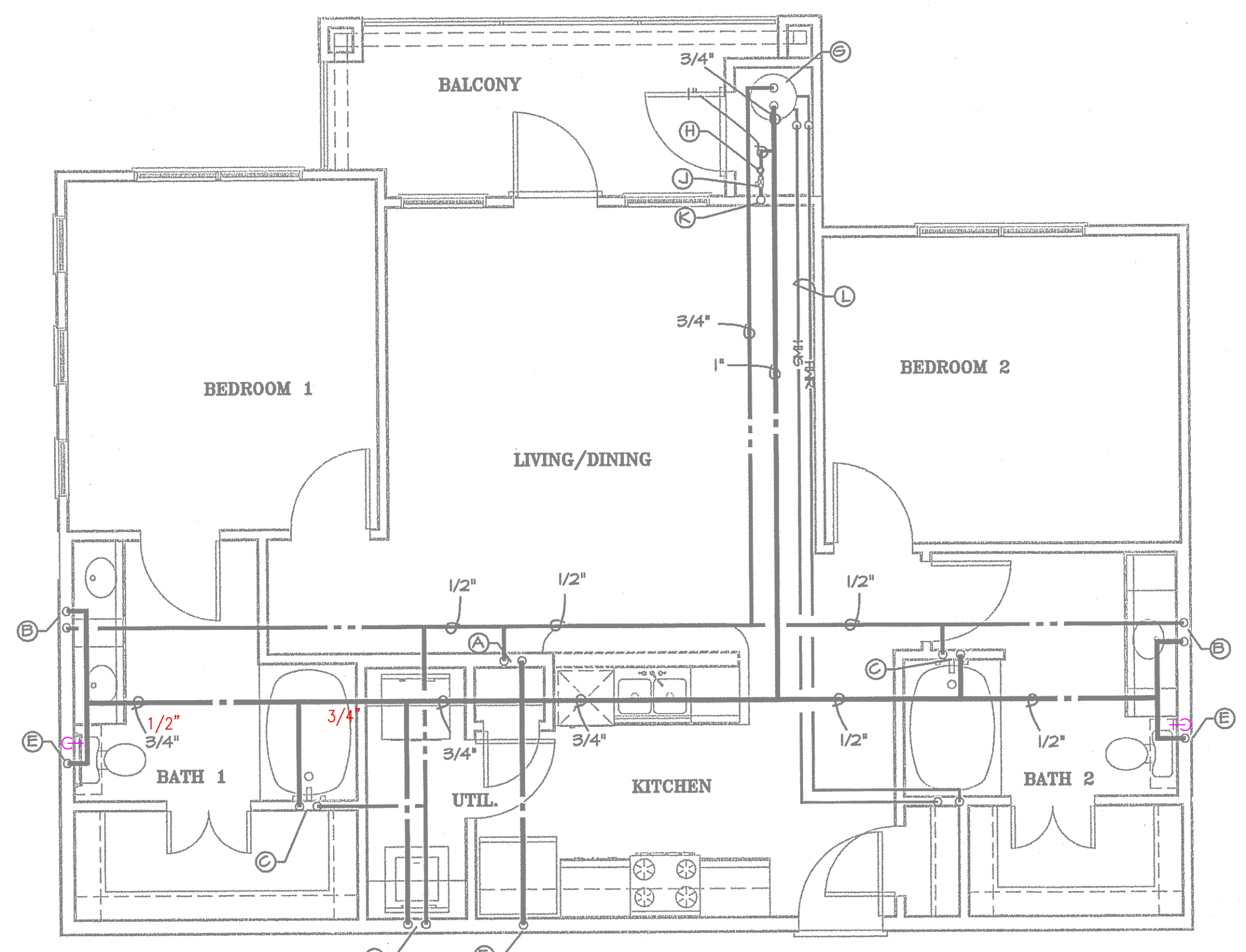
UNIT TYPE BI-HC

1/4" = 1'-0"



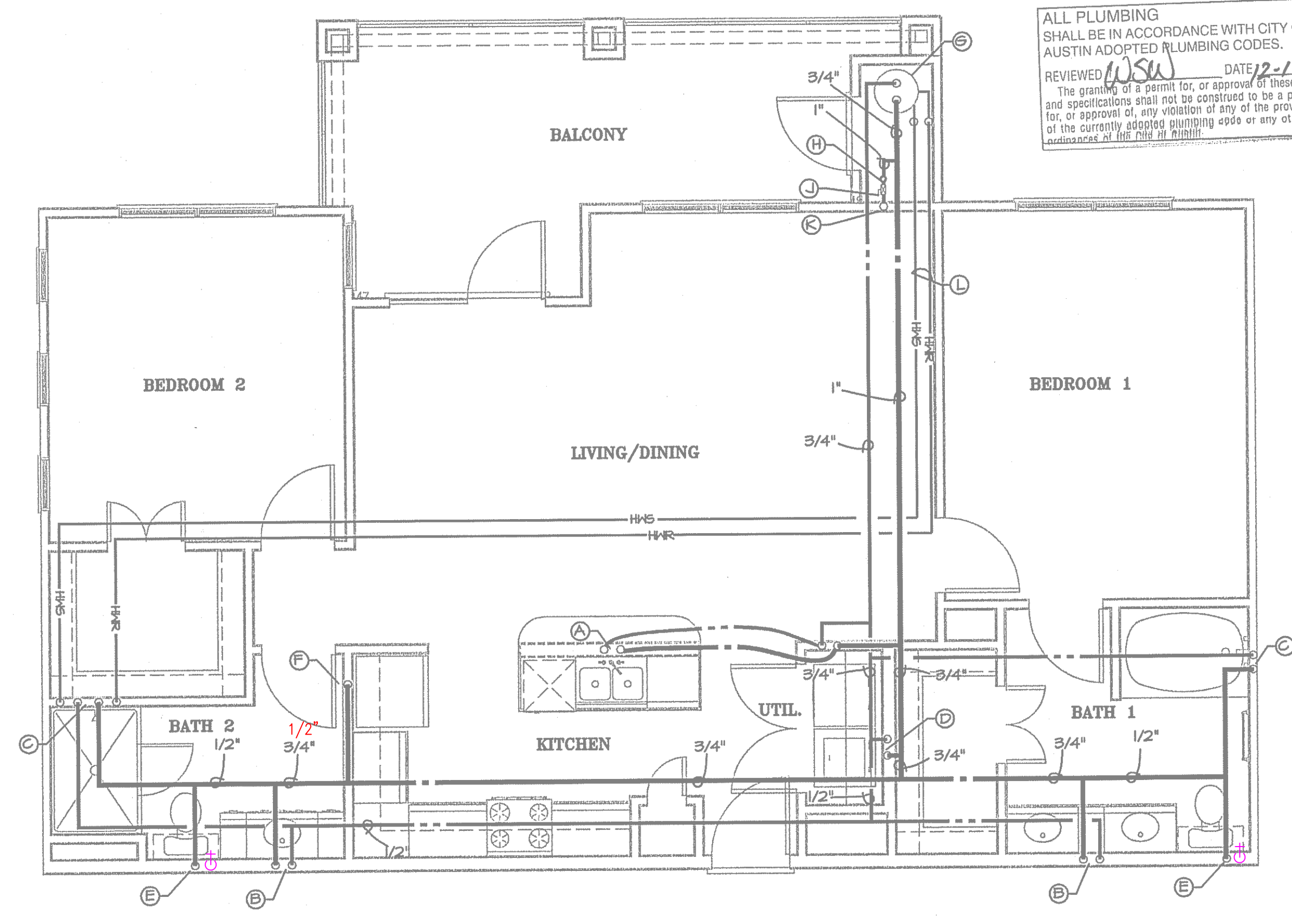
UNIT TYPE BI-HC-A

1/4" = 1'-0"



UNIT TYPE B2

1/4" = 1'-0"



UNIT TYPE B3

1/4" = 1'-0"



JRF ASSOCIATES
3620 Winding Way
Round Rock Texas 78664
512-970-9478 Ph

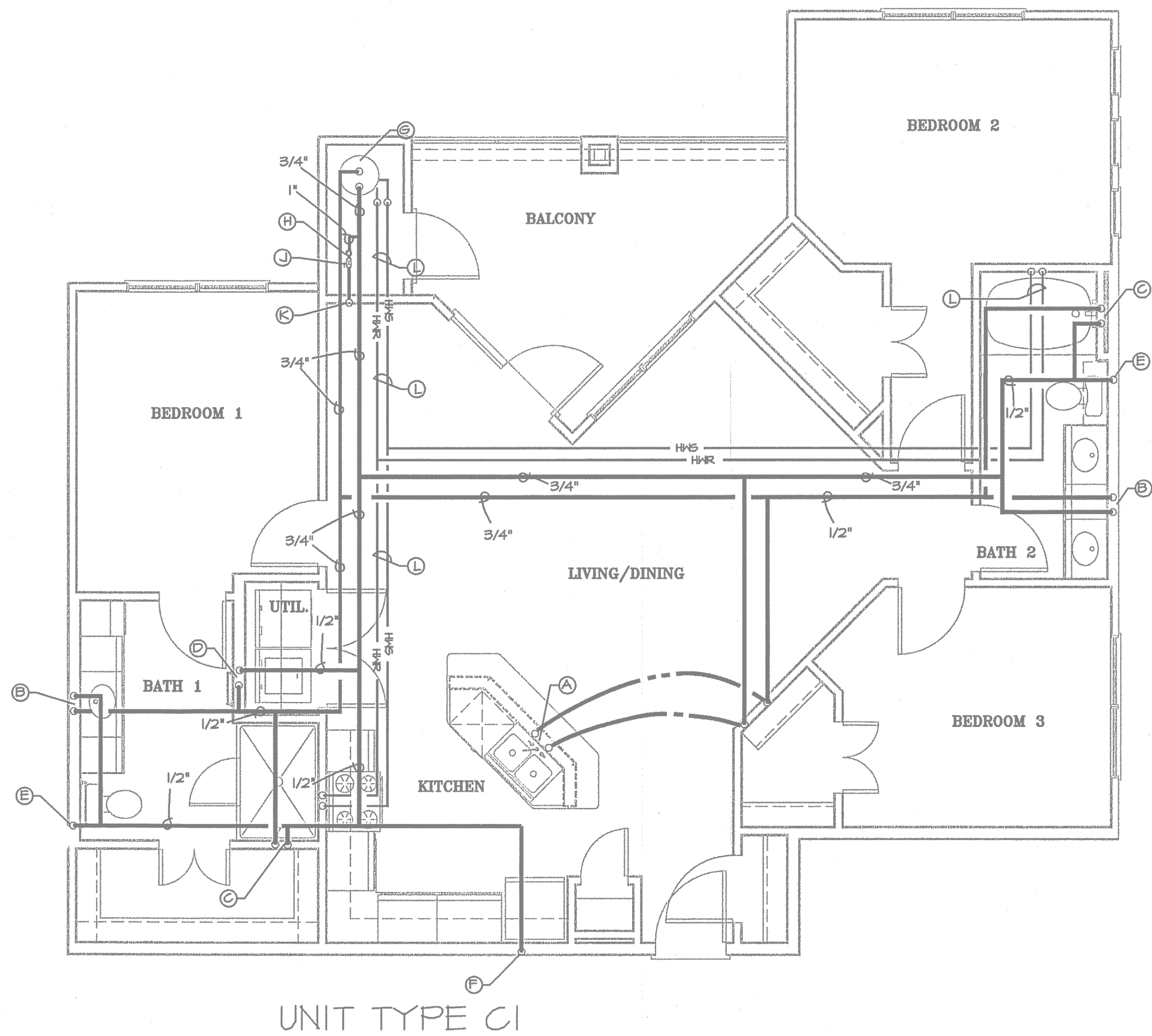
LANDMARK SOUTHPARK
715 W. SLAUGHTER LANE
AUSTIN TEXAS
PHASE I

PROJECT NUMBER	1092012
SCALE	1/4" = 1' - 0"
ISSUE DATE	06-28-2012

SHEET NUMBER
P4

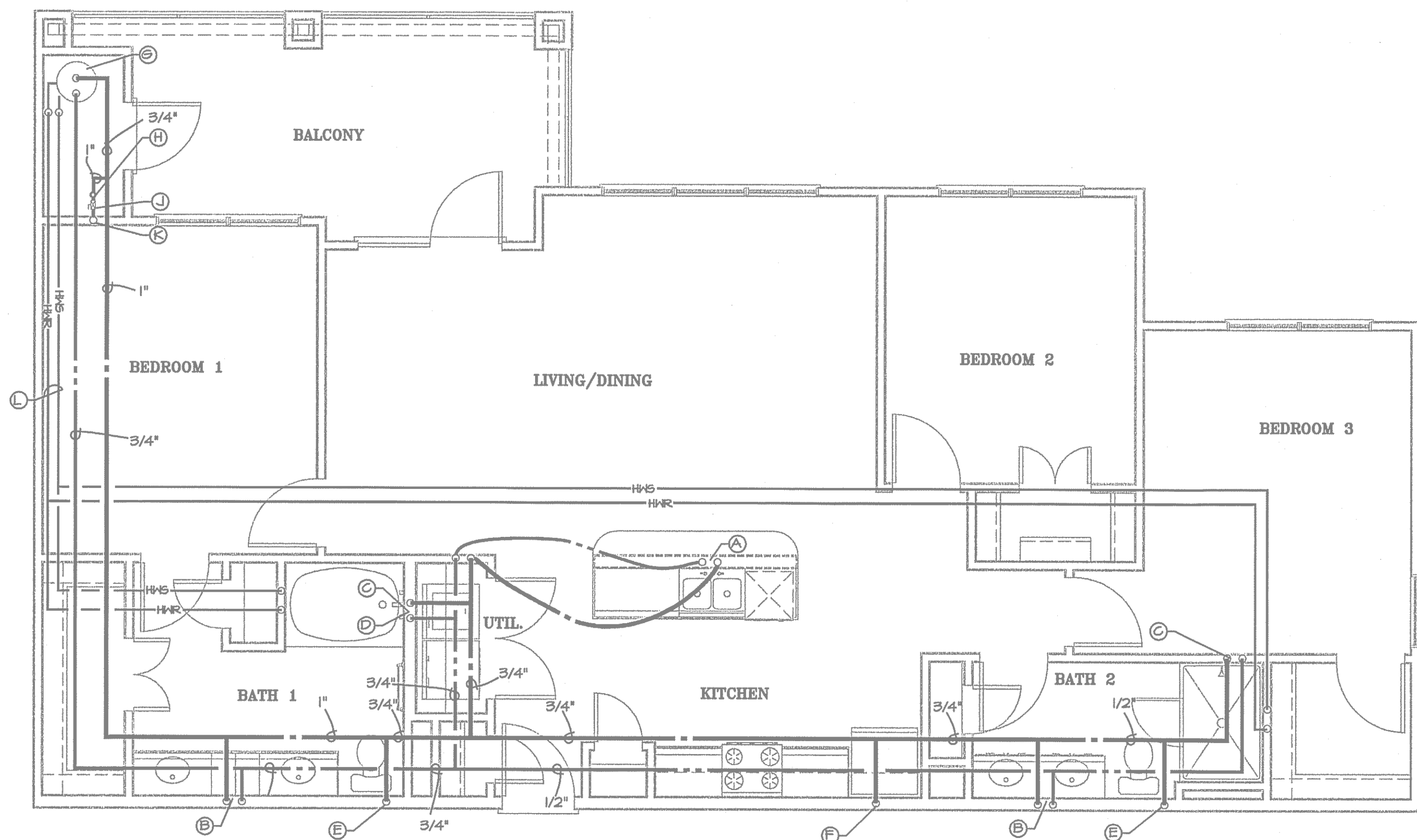
PLUMBING DESIGNATIONS	
A	1/2" HOT WATER LINE TO KITCHEN SINK AND DISHWASHER 1/2" COLD WATER LINE TO KITCHEN SINK
B	1/2" HOT WATER LINE TO LAVATORY 1/2" COLD WATER LINE TO LAVATORY
C	1/2" HOT WATER LINE TO TUB OR SHOWER 1/2" COLD WATER LINE TO TUB OR SHOWER
D	1/2" HOT WATER LINE TERMINATING AT WASHER CONNECTION BOX 1/2" COLD WATER LINE TERMINATING AT WASHER CONNECTION BOX
E	1/2" COLD WATER LINE TO WATER CLOSET
F	1/2" COLD WATER LINE TO REFRIGERATOR WATER SUPPLY BOX
G	WATER HEATER BY PLUMBING CONTRACTOR
H	UNIT WATER METER
J	UNIT WATER SHUTOFF VALVE
K	WATER SUPPLY RISER
L	HYDRONIC HEATING PIPING FROM WATER HEATER TO FAN/COIL UNITS HEATING COIL.
M	1/2" HOT WATER LINE TERMINATING AT WASHER CONNECTION BOX 1/2" COLD WATER LINE TERMINATING AT WASHER CONNECTION BOX 1/2" HOT WATER LINE TO SHOWER 1/2" COLD WATER LINE TO SHOWER

RUN HORIZONTAL DOMESTIC WATER PIPING FOR MULTI FLOOR BUILDINGS ABOVE SECOND FLOOR CEILING.



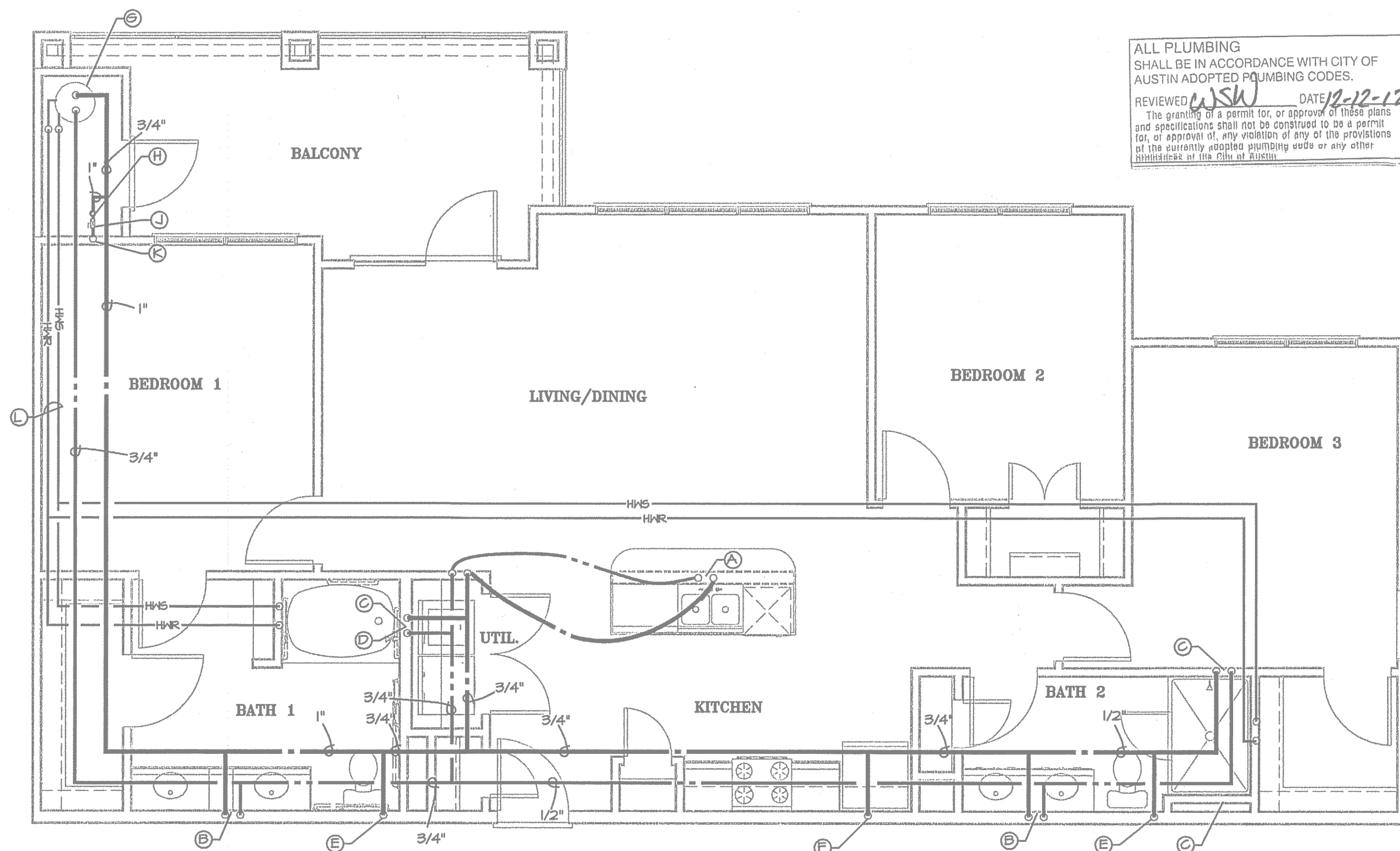
UNIT TYPE C1

1/4" = 1'-0"



UNIT TYPE C2


1/4" = 1'-0"



UNIT TYPE C2-HC

1/4" = 1'-0"

ALL PLUMBING SHALL BE IN ACCORDANCE WITH CITY OF AUSTIN ADOPTED PLUMBING CODES.
 REVIEWED *CJSW* DATE *10-12-12*
 The granting of a permit for, or approval of these plans and specifications shall not be construed to be a permit for, or approval of, any violation of any of the provisions of the currently adopted plumbing code or any other ordinance of the City of Austin.



Firm registration number 13420
Automation Engineering

JRF ASSOCIATES

3620 Winding Way
Round Rock Texas 78664
512-970-9478 Ph

LANDMARK SOUTHPARK

715 W. SLAUGHTER LANE

AUSTIN PHASE I TEXAS

© 2012 BY JRF ASSOCIATES. ALL RIGHTS RESERVED. THE DESIGN AND CONTENTS HEREIN ARE THE SOLE PROPERTY OF JRF ASSOCIATES AND MAY NOT BE REPRODUCED IN ANY FORM WITHOUT THE WRITTEN PERMISSION. ALL DESIGNS ARE BASED ON THE INFORMATION FROM OTHERS AND TO BE USED ON LANDMARK SOUTHPARK PHASE I ONLY.


PROJECT NUMBER 1092012
SCALE 1/4" = 1' - 0"
ISSUE DATE 06-28-2012

SHEET NUMBER P5

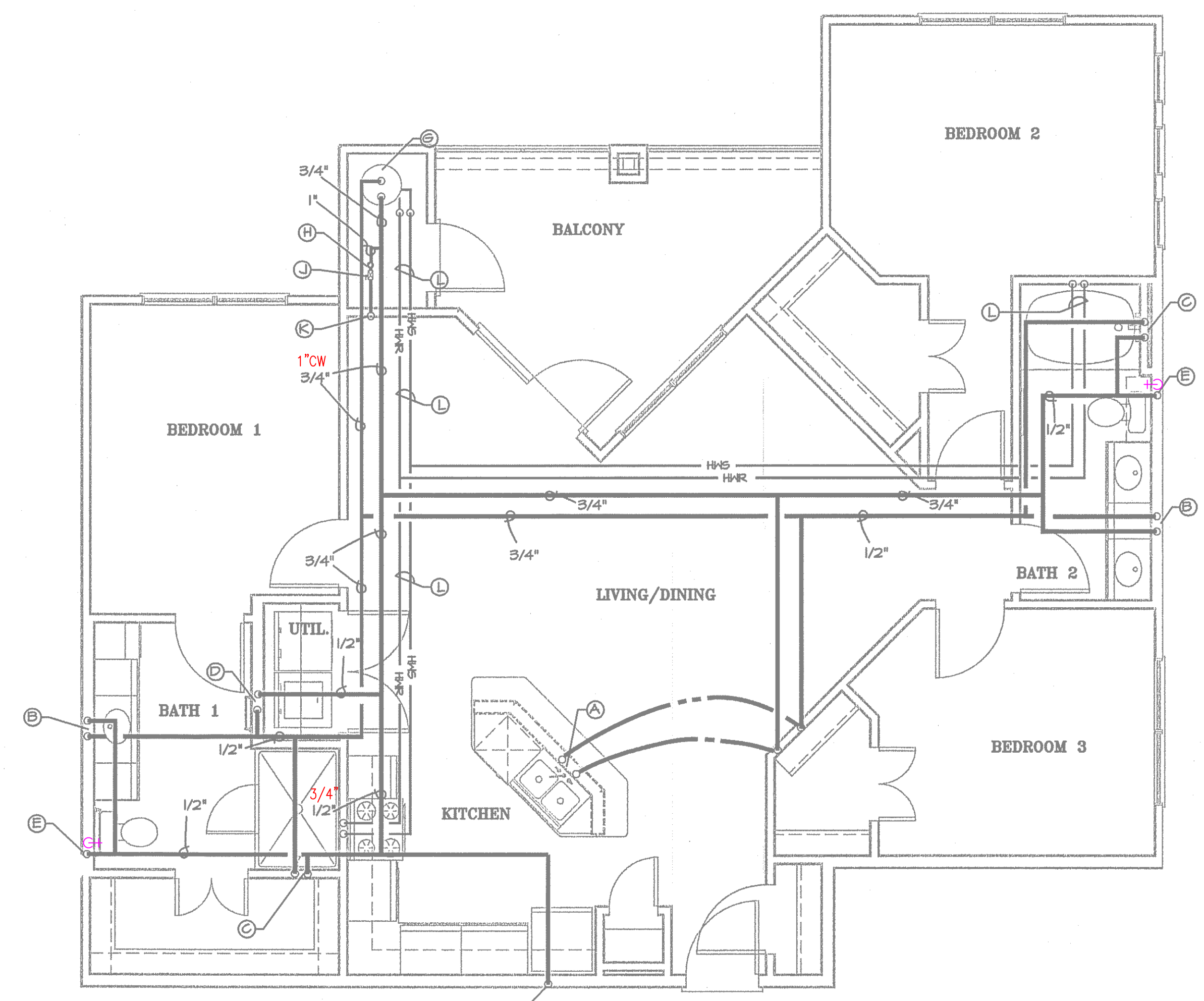
PLUMBING DESIGNATIONS	
A	1/2" HOT WATER LINE TO KITCHEN SINK AND DISHWASHER 1/2" COLD WATER LINE TO KITCHEN SINK
B	1/2" HOT WATER LINE TO LAVATORY 1/2" COLD WATER LINE TO LAVATORY
C	1/2" HOT WATER LINE TO TUB OR SHOWER 1/2" COLD WATER LINE TO TUB OR SHOWER
D	1/2" HOT WATER LINE TERMINATING AT WASHER CONNECTION BOX 1/2" COLD WATER LINE TERMINATING AT WASHER CONNECTION BOX
E	1/2" HOT WATER LINE TO WATER CLOSET 1/2" COLD WATER LINE TO WATER CLOSET
F	1/2" COLD WATER LINE TO REFRIGERATOR WATER SUPPLY BOX
G	WATER HEATER BY PLUMBING CONTRACTOR
H	UNIT WATER METER
J	UNIT WATER SHUTOFF VALVE
K	WATER SUPPLY RISER
L	HYDRONIC HEATING PIPING FROM WATER HEATER TO FAN/COIL UNITS HEATING COIL.
M	1/2" HOT WATER LINE TERMINATING AT WASHER CONNECTION BOX 1/2" COLD WATER LINE TERMINATING AT WASHER CONNECTION BOX 1/2" HOT WATER LINE TO SHOWER 1/2" COLD WATER LINE TO SHOWER

RUN HORIZONTAL DOMESTIC WATER PIPING FOR MULTI FLOOR BUILDINGS ABOVE SECOND FLOOR CEILING.

PLUMBING LEGEND	
	GRAY WATER SUPPLY PIPING
	2" DOMESTIC WATER SUPPLY PIPING SIZE REDUCTION

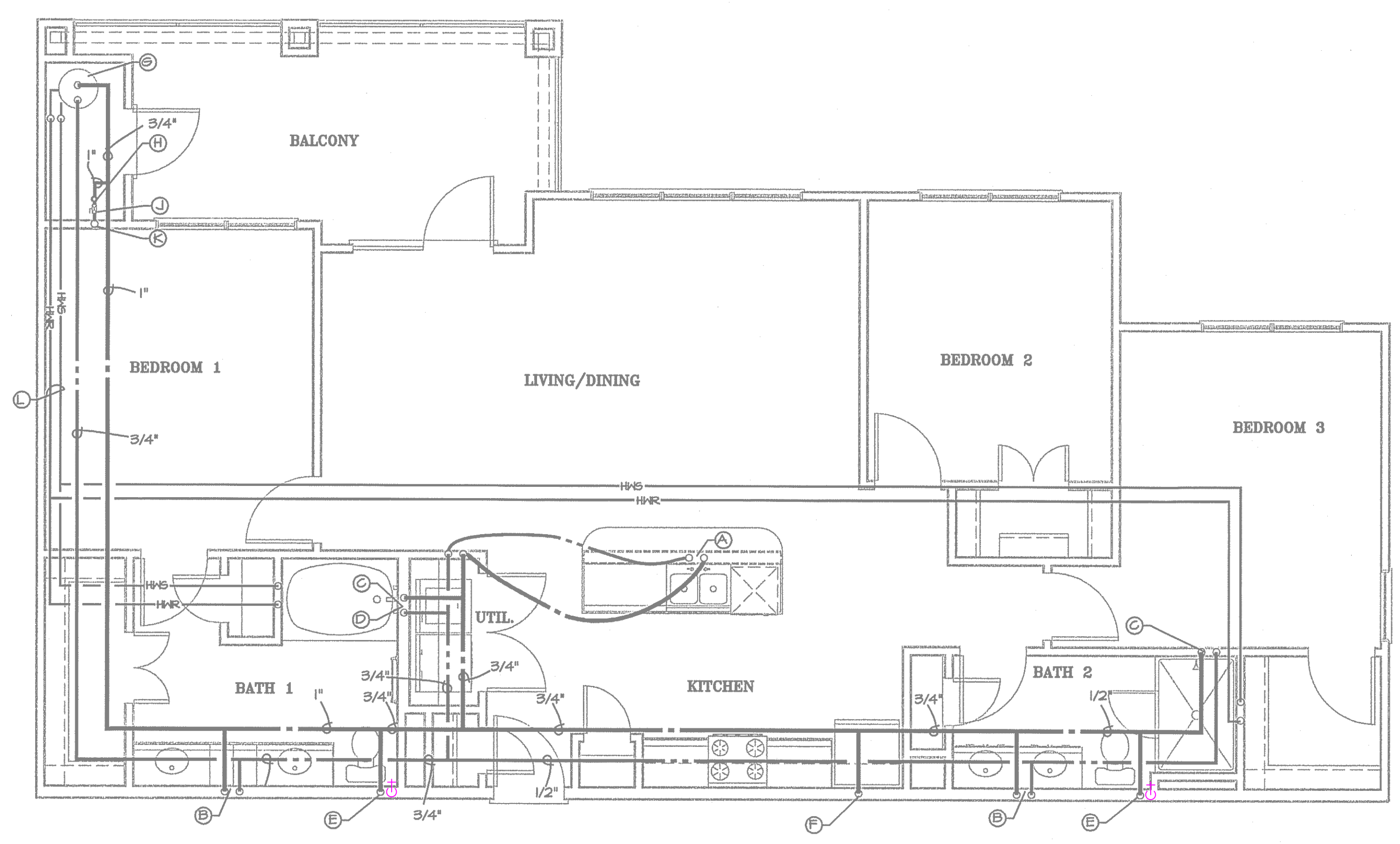


JRF ASSOCIATES
3620 Winding Way
Round Rock Texas 78664
512-970-9478 Ph



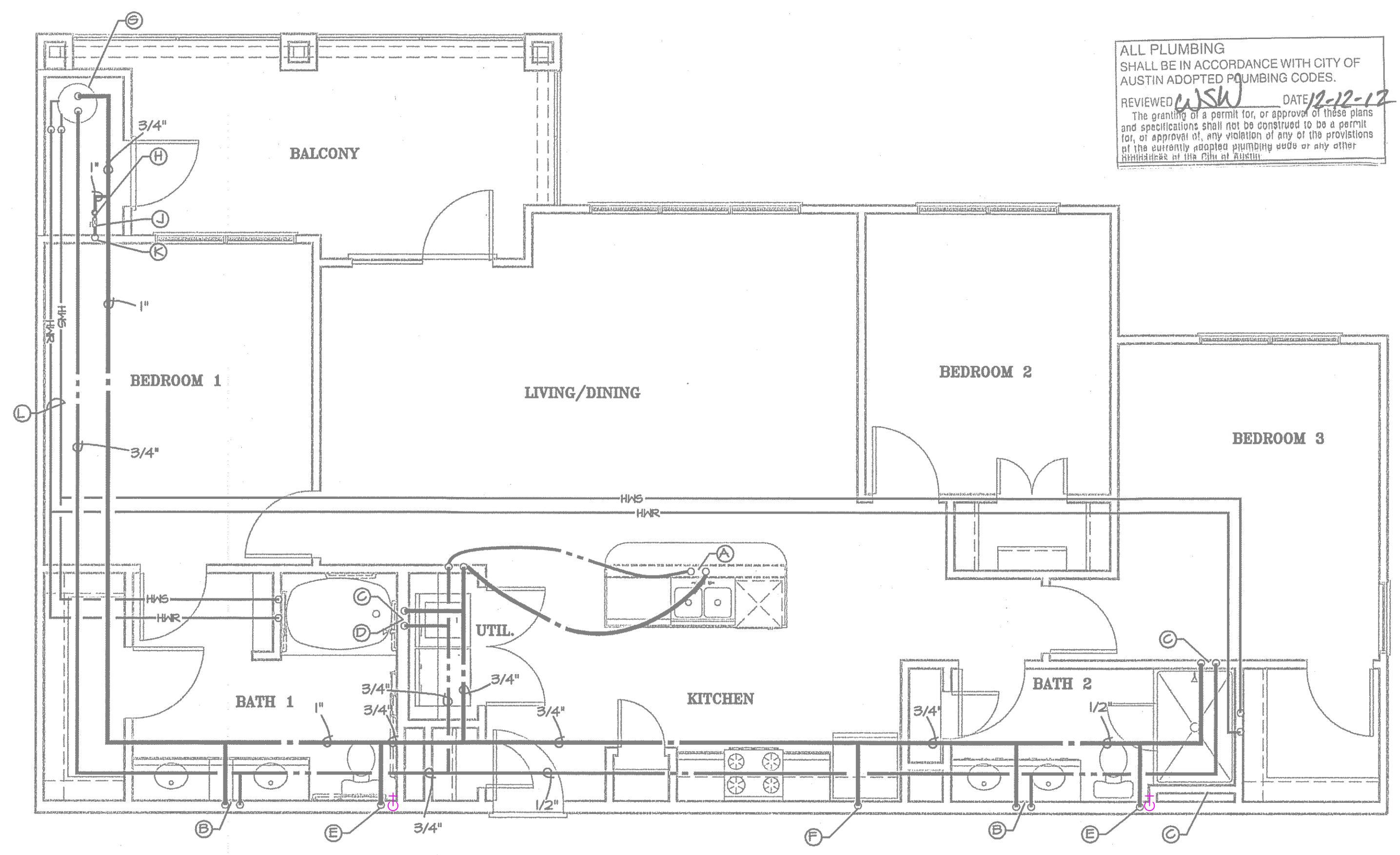
UNIT TYPE C1

1/4" = 1'-0"



UNIT TYPE C2

1/4" = 1'-0"



UNIT TYPE C2-HC


1/4" = 1'-0"

ALL PLUMBING SHALL BE IN ACCORDANCE WITH CITY OF AUSTIN ADOPTED PLUMBING CODES.
REVIEWED *CJSW* DATE *10-12-12*
The granting of a permit for, or approval of these plans and specifications shall not be construed to be a permit for, or approval of, any violation of any of the provisions of the currently adopted plumbing code or any other ordinance of the City of Austin.

LANDMARK SOUTHPARK
715 W. SLAUGHTER LANE
AUSTIN TEXAS
PHASE I

PROJECT NUMBER
1092012
SCALE
1/4" = 1' - 0"
ISSUE DATE
06-28-2012

SHEET NUMBER
P5

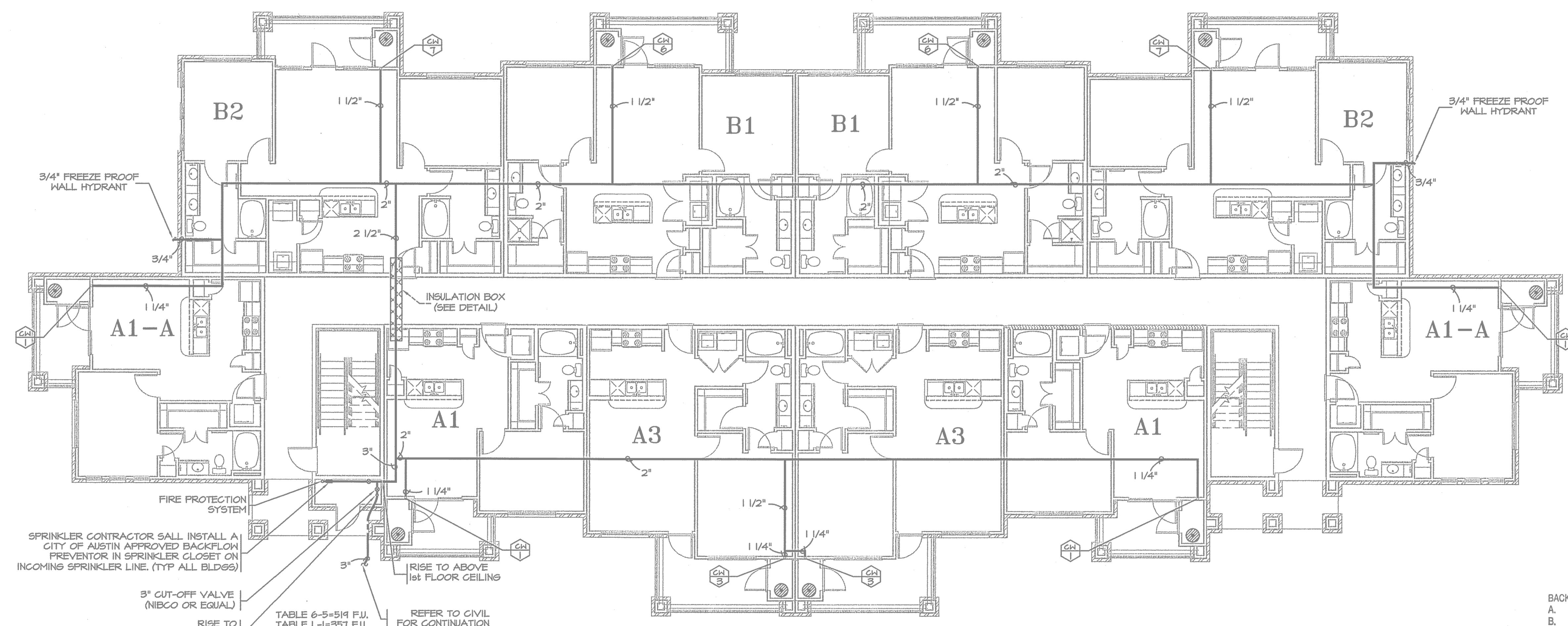


Firm registration number
13420
Automation Engineering

JRF ASSOCIATES

3620 Winding Way
Round Rock Texas 78664
512-970-9478 Ph

LANDMARK SOUTHPARK
715 W. SLAUGHTER LANE
PHASE I
AUSTIN TEXAS



3/4" FREEZE PROOF WALL HYDRANT

3/4" FREEZE PROOF WALL HYDRANT

FIRE PROTECTION SYSTEM
SPRINKLER CONTRACTOR SHALL INSTALL A CITY OF AUSTIN APPROVED BACKFLOW PREVENTOR IN SPRINKLER CLOSET ON INCOMING SPRINKLER LINE. (TYP ALL BLDGS)

3" CUT-OFF VALVE (NIBCO OR EQUAL)
RISE TO ABOVE SLAB

TABLE 6-5=514 F.U.
TABLE L-1=357 F.U.

RISE TO ABOVE 1st FLOOR CEILING
REFER TO CIVIL FOR CONTINUATION

BUILDING TYPE I - FIRST FLOOR

DOMESTIC WATER

1/8" = 1'-0"

BACKFLOW PREVENTION ASSEMBLIES SHALL:
A. HAVE FULL USC FCC&HR APPROVAL
B. BE OPERATIONALLY TESTED BY A BACKFLOW TESTER REGISTERED W/WWW. PLEASE DIRECT QUESTIONS TOW/WWW. SPECIAL SERVICES DIV. AT 972-1060

ALL PRESSURE VACUUM BREAKER, ALL DOUBLE CHECK VALVE ASSEMBLIES, ALL REDUCED PRESSURE ZONE BACKFLOW PREVENTERS SHALL BE TESTED BY A CERTIFIED TESTER UPON INSTALLATION AND A COPY OF THE TEST REPORT BE FILED WITH THE CITY OF AUSTIN.


ALL PLUMBING SHALL BE IN ACCORDANCE WITH CITY OF AUSTIN ADOPTED PLUMBING CODES.
REVIEWED *CKW* DATE *12-12-12*
The granting of a permit for, or approval of these plans and specifications shall not be construed to be a permit for, or approval of, any violation of any of the provisions of the currently accepted plumbing code or any other applicable laws or codes in Austin.

PROJECT NUMBER
1092012
SCALE
1/8" = 1' - 0"
ISSUE DATE
06-28-2012

SHEET NUMBER

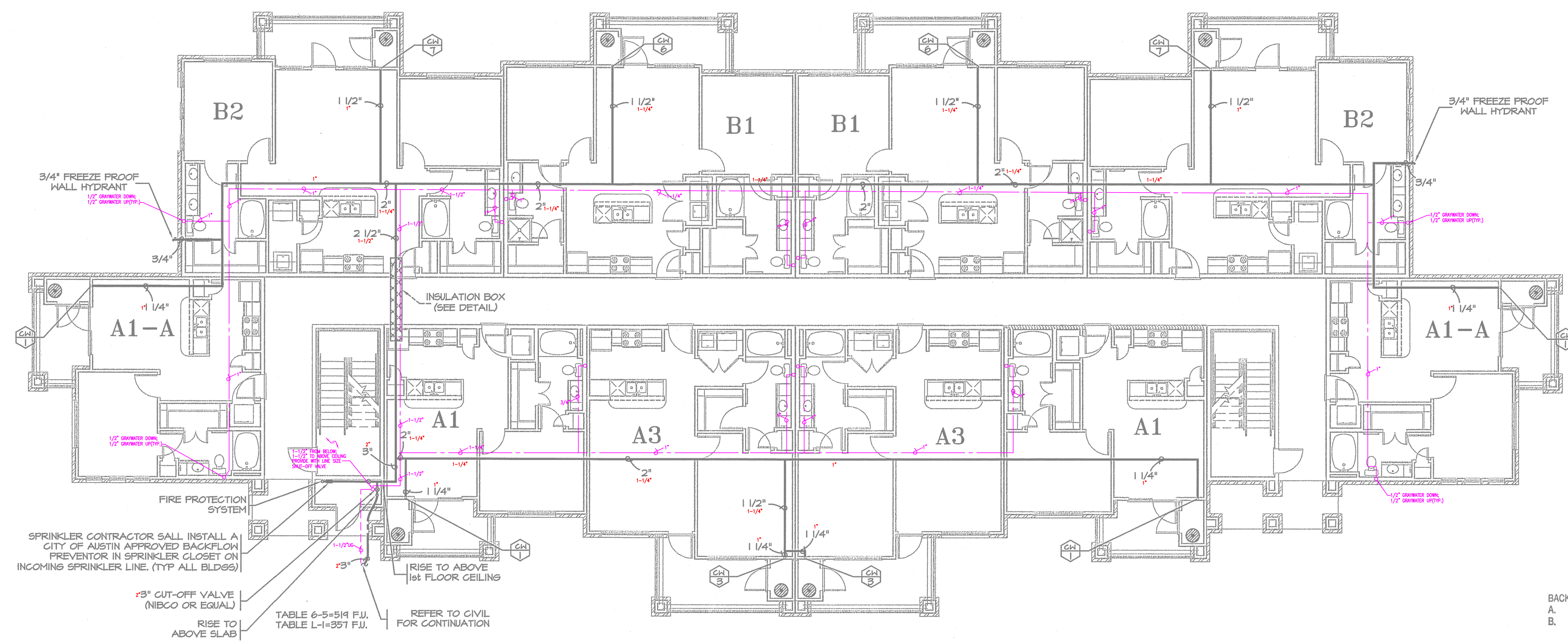
P6

PLUMBING LEGEND	
	GRAYWATER SUPPLY PIPING
	2" PIPE SIZE REVISION



JRF ASSOCIATES
3620 Winding Way
Round Rock Texas 78664
512-970-9478 Ph

LANDMARK SOUTHPARK
715 W. SLAUGHTER LANE
PHASE I
AUSTIN TEXAS



3/4" FREEZE PROOF WALL HYDRANT
1/2" GRAYWATER DOWN
1/2" GRAYWATER UP

3/4" FREEZE PROOF WALL HYDRANT

A1-A

A1-A

FIRE PROTECTION SYSTEM
SPRINKLER CONTRACTOR SHALL INSTALL A CITY OF AUSTIN APPROVED BACKFLOW PREVENTOR IN SPRINKLER CLOSET ON INCOMING SPRINKLER LINE. (TYP ALL BLDGS)

3" CUT-OFF VALVE (NIBCO OR EQUAL)
RISE TO ABOVE SLAB

TABLE 6-5-514 F.U.
TABLE L-1-357 F.U.

REFER TO CIVIL FOR CONTINUATION

INSULATION BOX (SEE DETAIL)

BUILDING TYPE I - FIRST FLOOR

DOMESTIC WATER

1/8" = 1'-0"


BACKFLOW PREVENTION ASSEMBLIES SHALL:
A. HAVE FULL USC FCC&HR APPROVAL
B. BE OPERATIONALLY TESTED BY A BACKFLOW TESTER REGISTERED W/WWW. PLEASE DIRECT QUESTIONS TOW/WWW. SPECIAL SERVICES DIV. AT 972-1060

ALL PRESSURE VACUUM BREAKER, ALL DOUBLE CHECK VALVE ASSEMBLIES, ALL REDUCED PRESSURE ZONE BACKFLOW PREVENTERS SHALL BE TESTED BY A CERTIFIED TESTER UPON INSTALLATION AND A COPY OF THE TEST REPORT BE FILED WITH THE CITY OF AUSTIN.

ALL PLUMBING SHALL BE IN ACCORDANCE WITH CITY OF AUSTIN ADOPTED PLUMBING CODES.
REVIEWED *CKW* DATE *12-12-12*
The granting of a permit for, or approval of these plans and specifications shall not be construed to be a permit for, or approval of, any violation of any of the provisions of the currently accepted plumbing code or any other applicable laws or rules in Austin.

PROJECT NUMBER
1092012
SCALE
1/8" = 1' - 0"
ISSUE DATE
06-28-2012

SHEET NUMBER
P6



Firm registration number
13420
Automation Engineering

**JRF
ASSOCIATES**

3620 Winding Way
Round Rock Texas 78664
512-970-9478 Ph

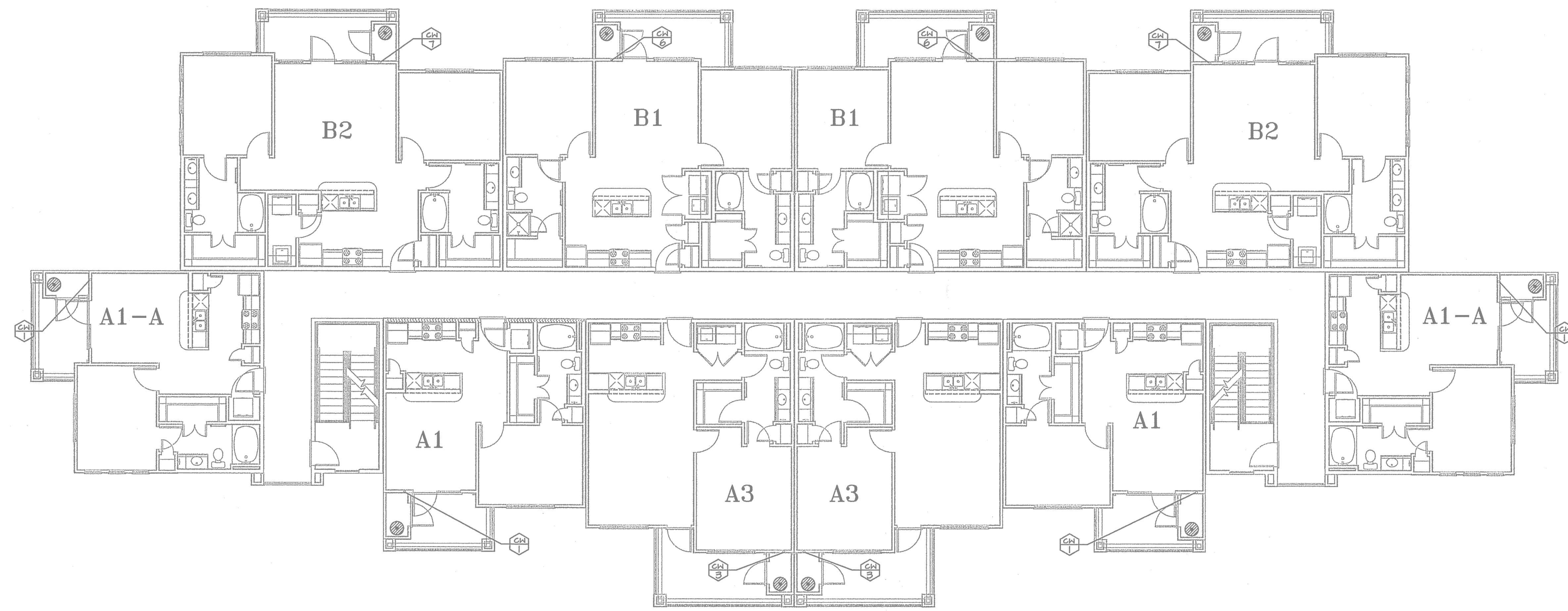
LANDMARK SOUTHPARK
715 W. SLAUGHTER LANE
AUSTIN TEXAS
PHASE I

DESIGNED BY JRF ASSOCIATES
ALL RIGHTS RESERVED.
THE DESIGN, SPECIFICATIONS HEREIN ARE THE SOLE
PROPERTY OF JRF ASSOCIATES AND MAY NOT BE
REPRODUCED IN ANY FORM WITHOUT WRITTEN
PERMISSION. ALL DESIGNS ARE BASED ON THE
INFORMATION FROM OTHERS AND TO BE USED
ON LANDMARK SOUTHPARK PHASE I ONLY.

PROJECT NUMBER
1092012
SCALE
1/8" = 1' - 0"
ISSUE DATE
06-28-2012

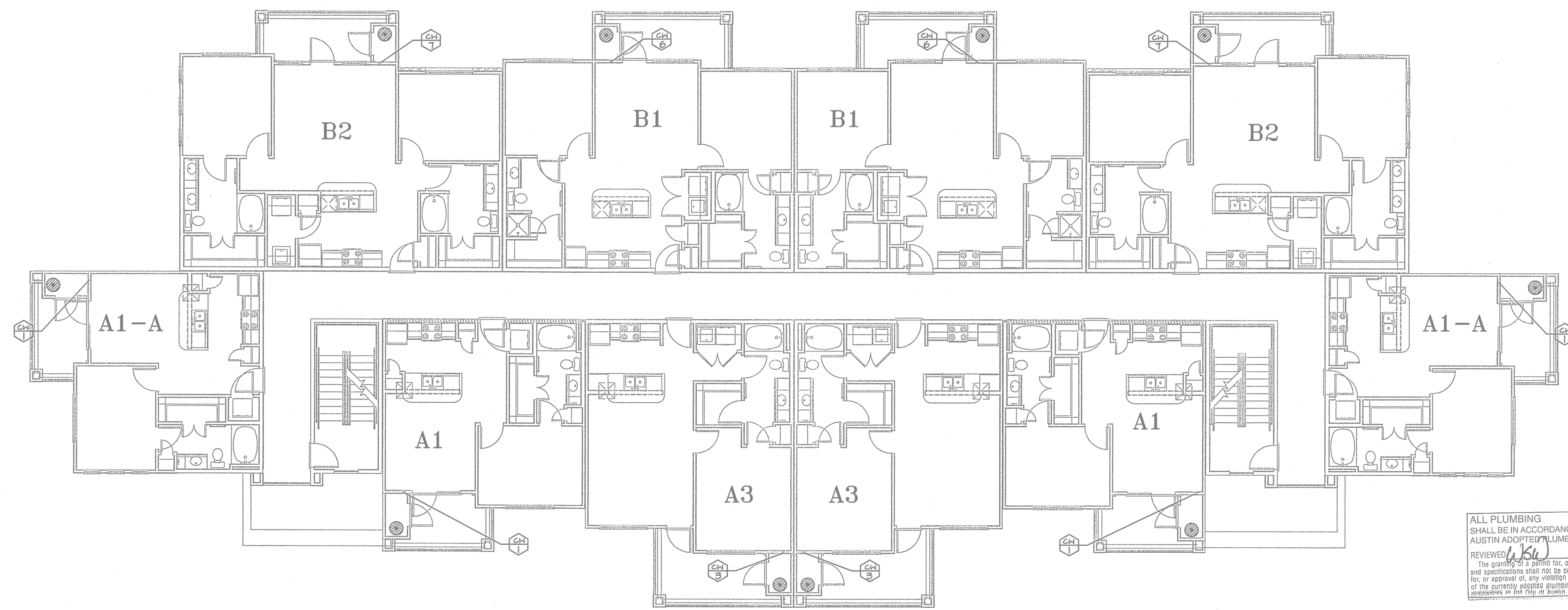
SHEET NUMBER

P7



BUILDING TYPE I - THIRD FLOOR

DOMESTIC WATER 1/8" = 1'-0"

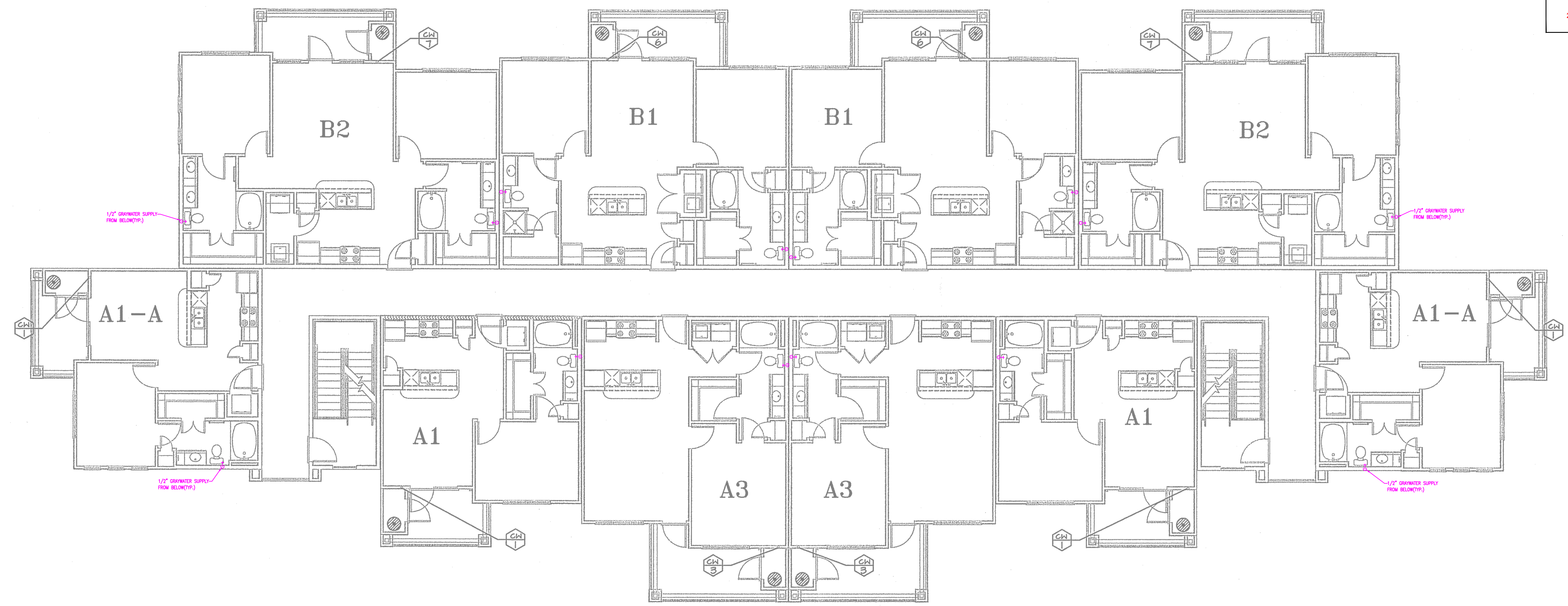


BUILDING TYPE I - SECOND FLOOR

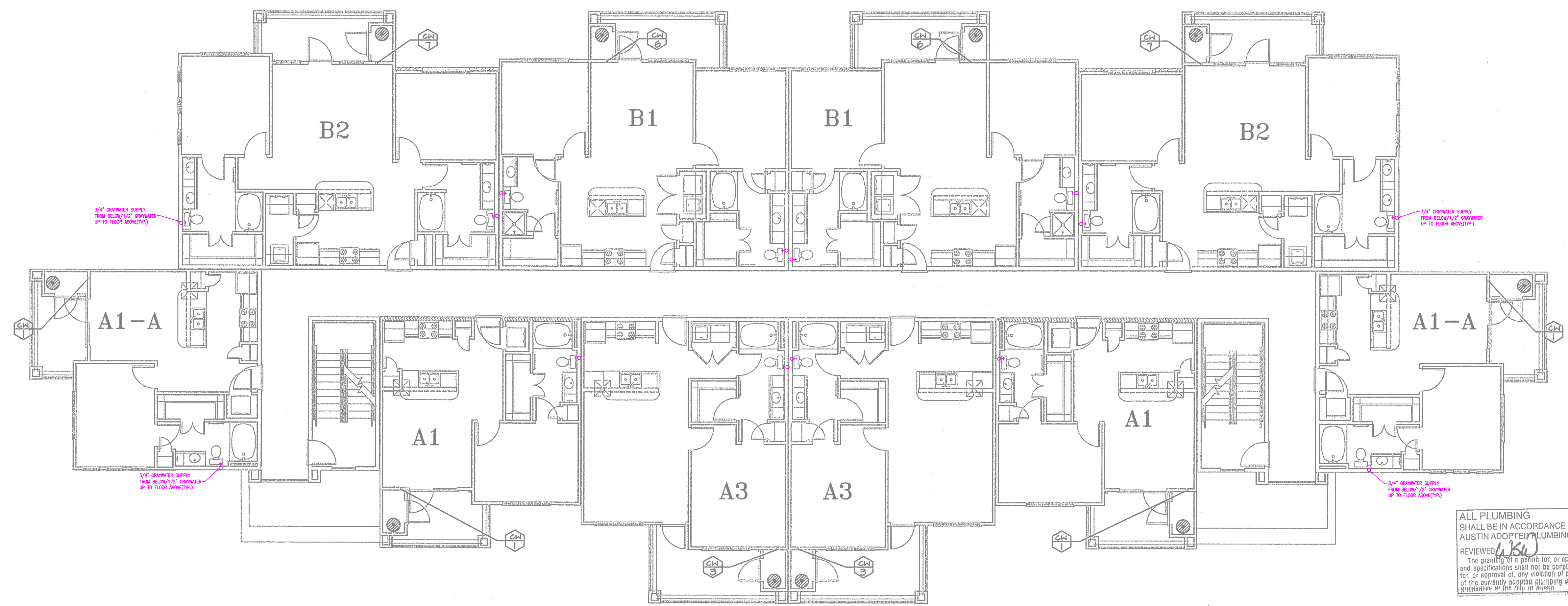
DOMESTIC WATER 1/8" = 1'-0"

ALL PLUMBING
SHALL BE IN ACCORDANCE WITH CITY OF
AUSTIN ADOPTED PLUMBING CODES.
REVIEWED *(Signature)* DATE *12-12-12*
The granting of a permit for, or approval of these plans
and specifications shall not be construed to be a warrant
for, or approval of, any violation of any of the provisions
of the currently adopted plumbing code or any other
ordinance of the City of Austin.

PLUMBING LEGEND	
	GRABWATER SUPPLY PIPING
	PIPE SIZE REVISION




BUILDING TYPE I - THIRD FLOOR
DOMESTIC WATER 1/8" = 1'-0"



BUILDING TYPE I - SECOND FLOOR
DOMESTIC WATER 1/8" = 1'-0"

ALL PLUMBING SHALL BE IN ACCORDANCE WITH CITY OF AUSTIN ADOPTED PLUMBING CODES.
REVIEWED *WBU* DATE *12-12-12*
The granting of a permit for, or approval of these plans and specifications shall not be construed to be a warrant for, or approval of, any violation of any of the provisions of the currently adopted plumbing code or any other ordinance of the City of Austin.



Firm registration number
13420
Automation Engineering

JRF ASSOCIATES
3620 Winding Way
Round Rock Texas 78664
512-970-9478 Ph

LANDMARK SOUTHPARK
715 W. SLAUGHTER LANE
PHASE I
AUSTIN TEXAS

© 2012 BY JRF ASSOCIATES
ALL RIGHTS RESERVED.
THIS DESIGN OR OTHER HEREIN ARE THE SOLE PROPERTY OF JRF ASSOCIATES AND MAY NOT BE REPRODUCED IN ANY FORM WITHOUT WRITTEN PERMISSION. ALL DESIGNS ARE BASED ON THE INFORMATION FROM OTHERS AND TO BE USED ON LANDMARK SOUTHPARK PHASE I ONLY.

PROJECT NUMBER
1092012
SCALE
1/8" = 1' - 0"
ISSUE DATE
06-28-2012

SHEET NUMBER
P7